



US00D586541S

(12) **United States Design Patent**
Michkine et al.

(10) **Patent No.:** **US D586,541 S**

(45) **Date of Patent:** **** Feb. 17, 2009**

(54) **SLIPPER**

(76) Inventors: **Natalie Michkine**, 2179 Stir Cres,
Mississauga, ON (CA) L4Y 3VZ; **Valery**
Michkine, 2179 Stir Cres, Mississauga,
ON (CA) L4Y 3VZ

(**) Term: **14 Years**

(21) Appl. No.: **29/319,178**

(22) Filed: **Jun. 5, 2008**

(51) **LOC (9) Cl.** **02-99**

(52) **U.S. Cl.** **D2/919**

(58) **Field of Classification Search** D2/900,
D2/909, 916-919, 946, 969, 972, 976; 36/3 A,
36/8.1, 11.5, 45

See application file for complete search history.

(56) **References Cited**

U.S. PATENT DOCUMENTS

3,291,668	A	12/1966	Goldstein	
4,629,583	A	12/1986	Goguen	
4,712,319	A	12/1987	Goria	
D330,108	S *	10/1992	Kazapowski D2/911
D332,687	S	1/1993	Altman et al.	
5,596,821	A	1/1997	Solo	
5,716,723	A	2/1998	Van Cleef et al.	

D415,606	S *	10/1999	Bray et al. D2/919
5,996,258	A	12/1999	Simmons	
D421,829	S *	3/2000	Bray et al. D2/919
D457,714	S *	5/2002	Bray et al. D2/919
6,461,392	B1	10/2002	Kanakkanatt	
D486,956	S *	2/2004	Williams D2/919
D488,616	S *	4/2004	Viering D2/919

* cited by examiner

Primary Examiner—Stella M Reid

Assistant Examiner—Rashida C McCoy

(74) *Attorney, Agent, or Firm*—Kyle Fletcher

(57) **CLAIM**

The ornamental design for the slipper, as shown and described.

DESCRIPTION

FIG. 1 is a left side view of a slipper, showing our new design;

FIG. 2 is a right side view thereof;

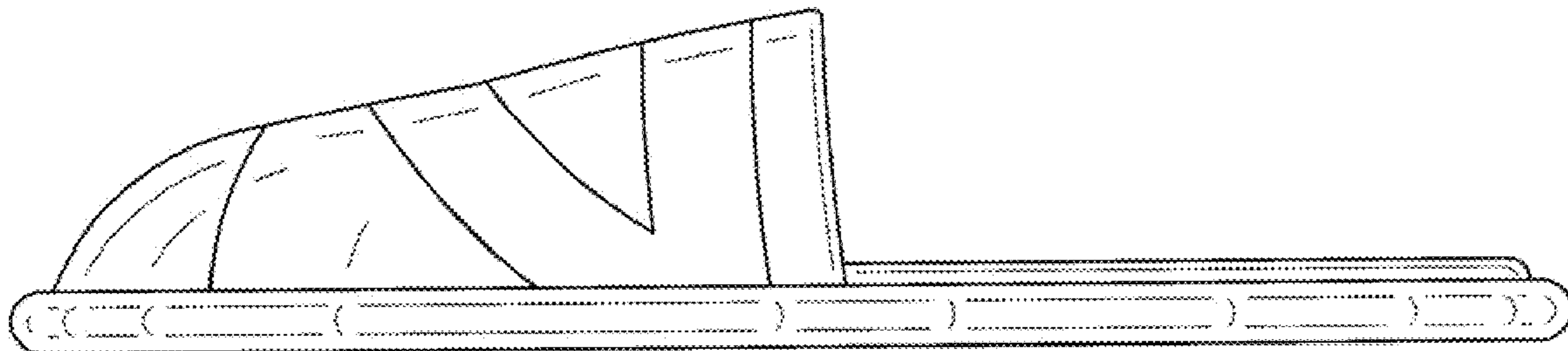
FIG. 3 is a front view thereof;

FIG. 4 is a rear view thereof;

FIG. 5 is a top plan view thereof; and,

FIG. 6 is a bottom plan view thereof.

1 Claim, 3 Drawing Sheets



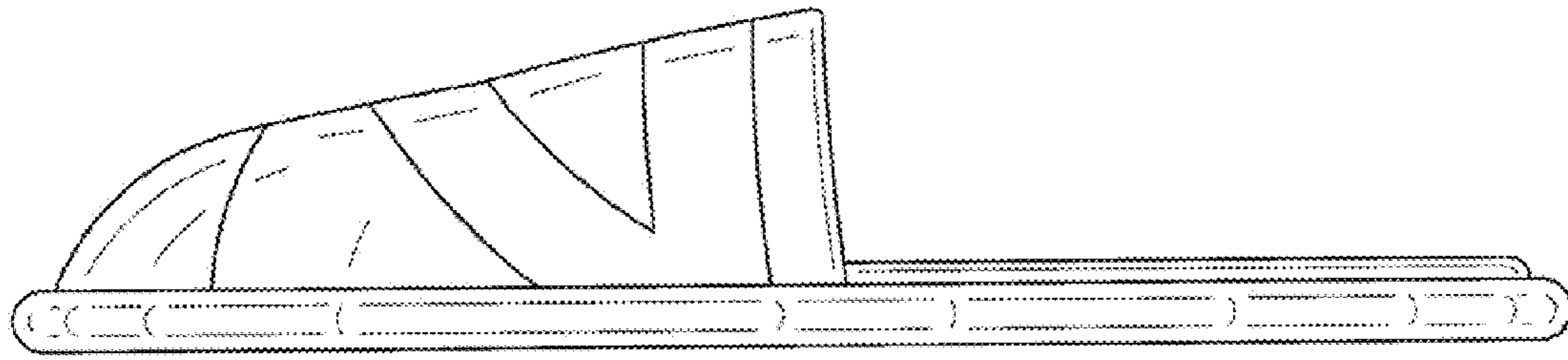


FIG. 1

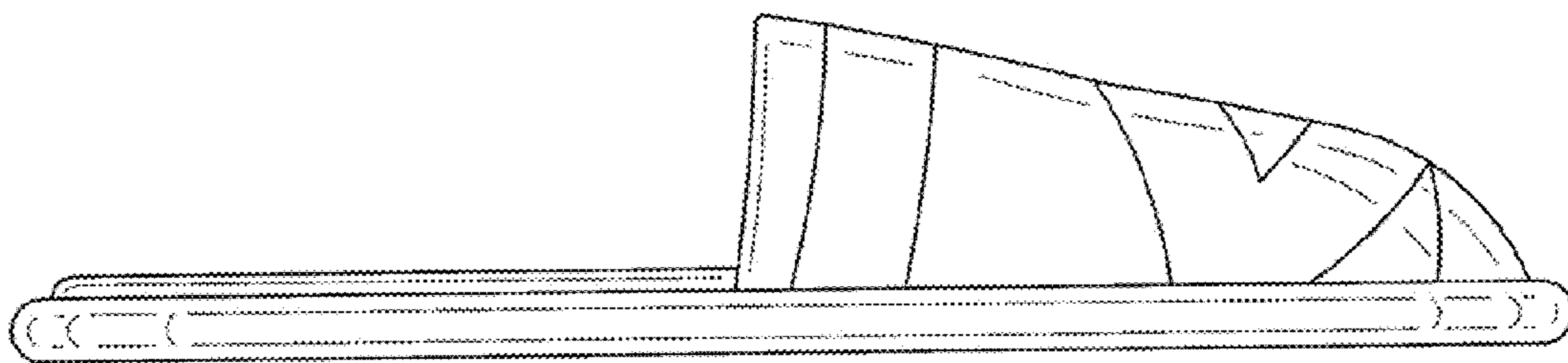


FIG. 2

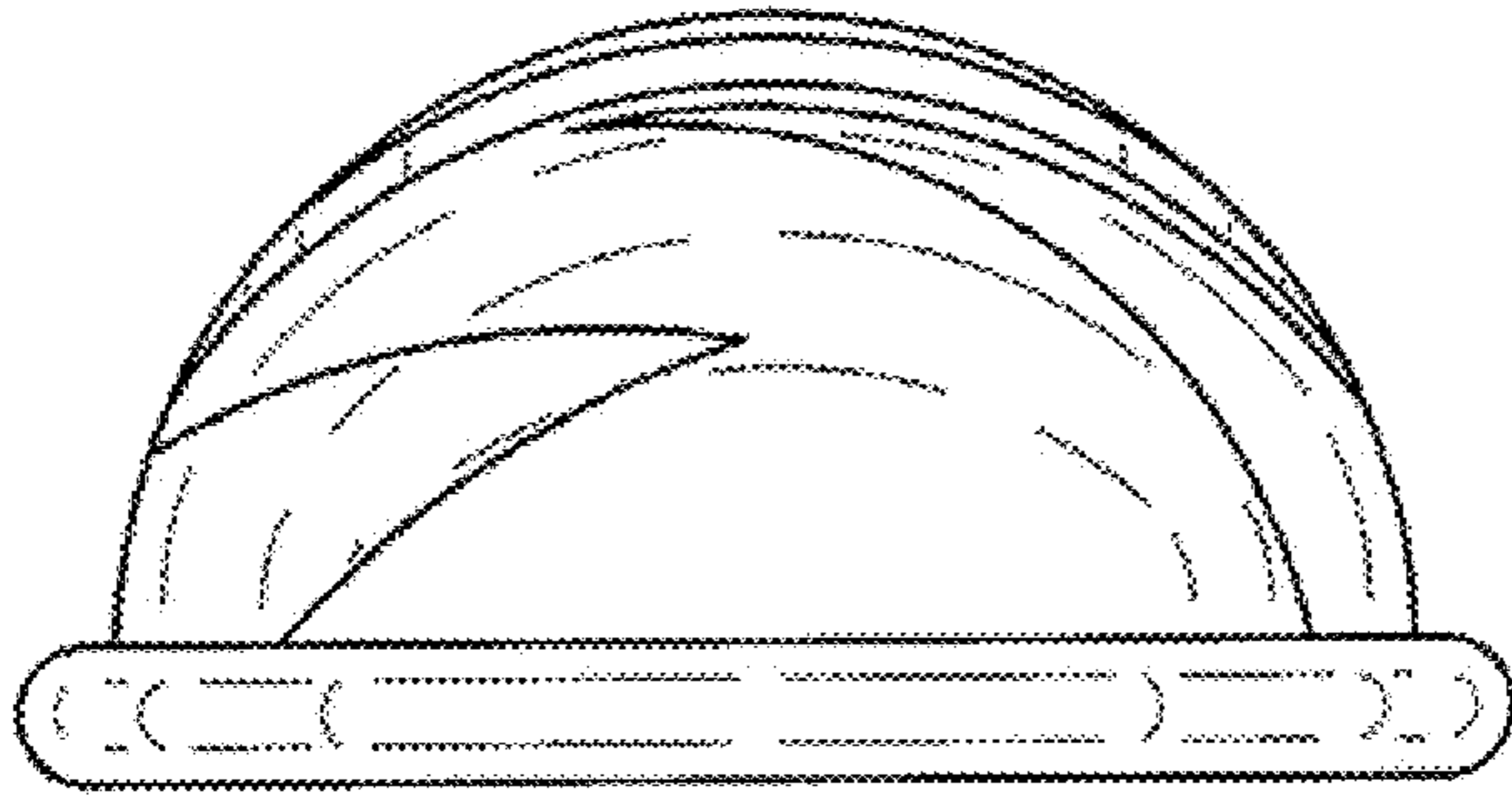


FIG. 3

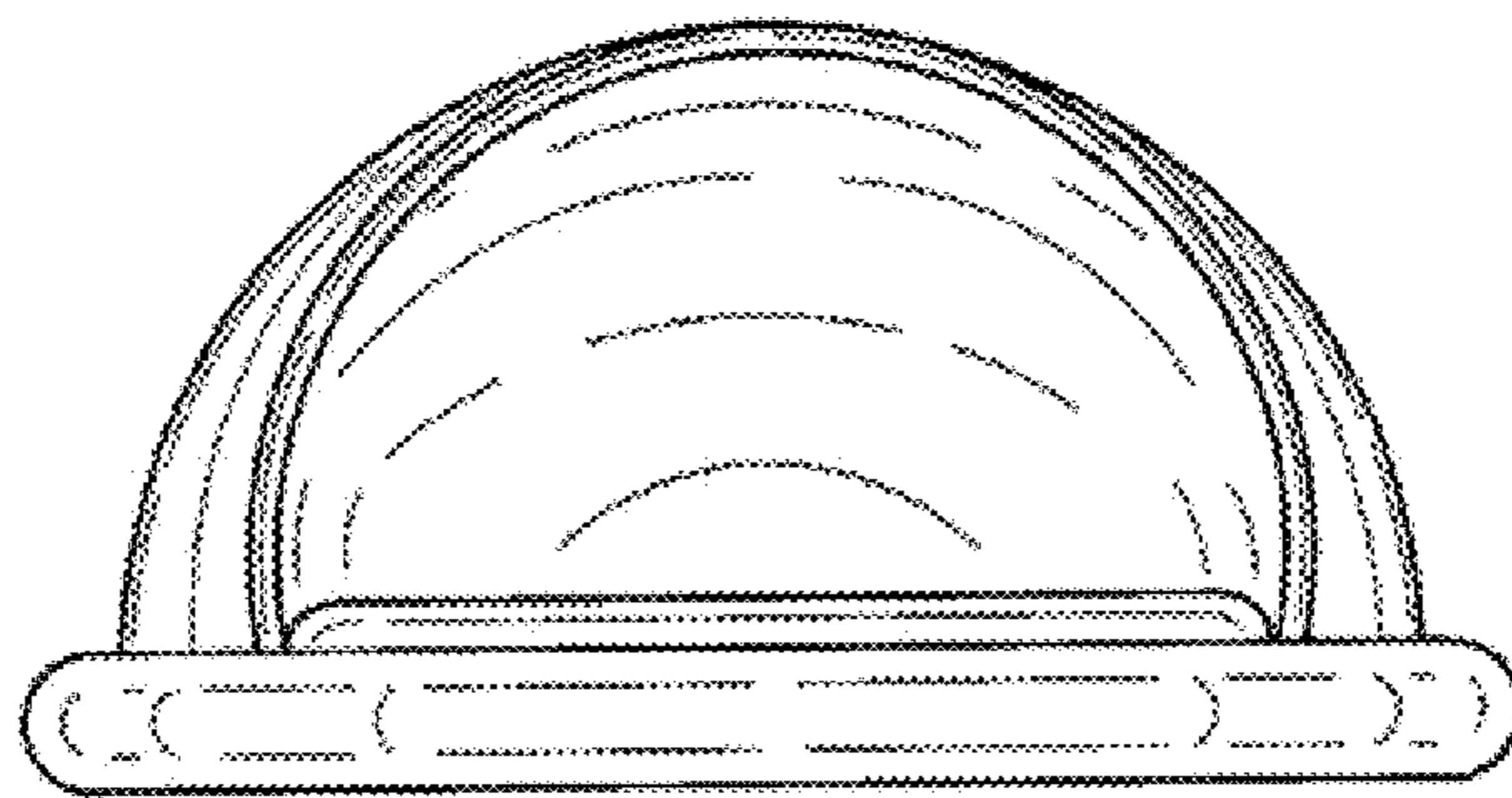


FIG. 4

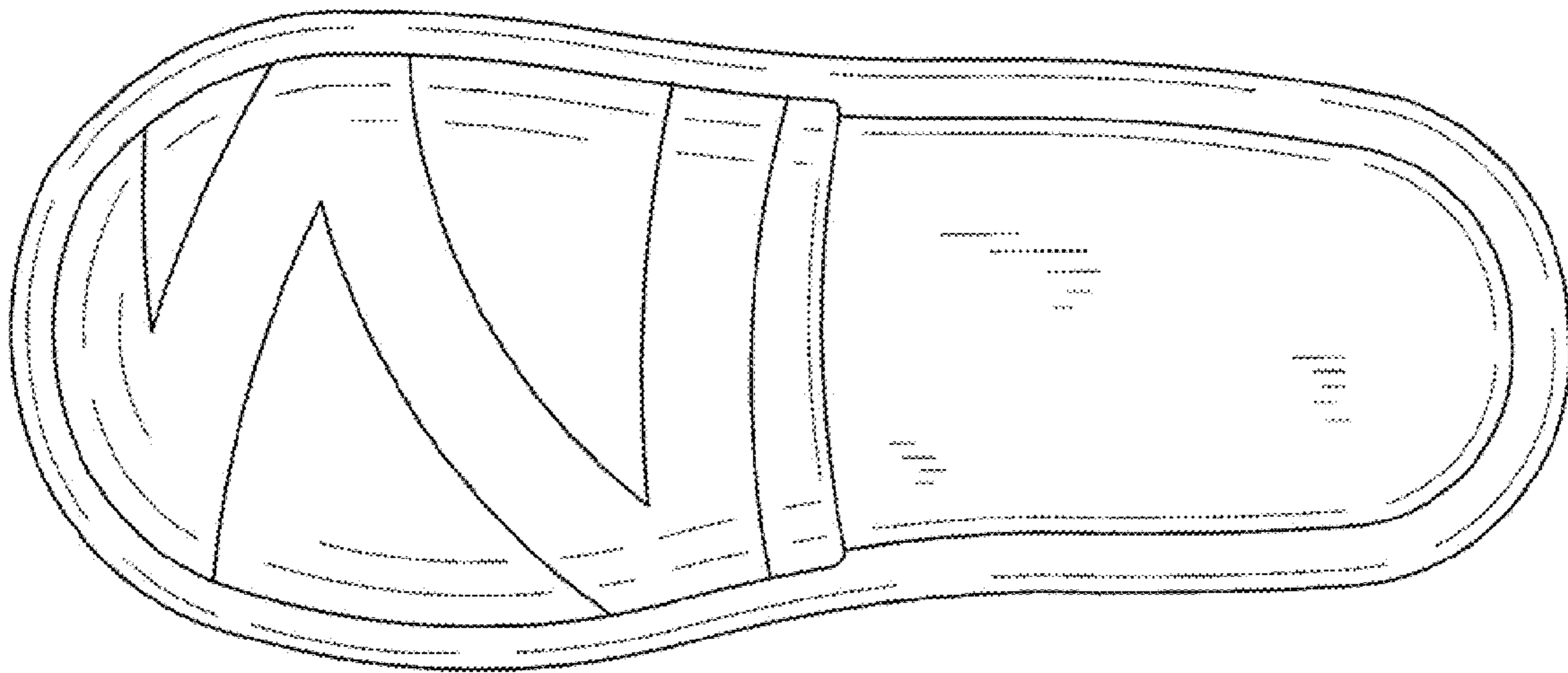


FIG. 5

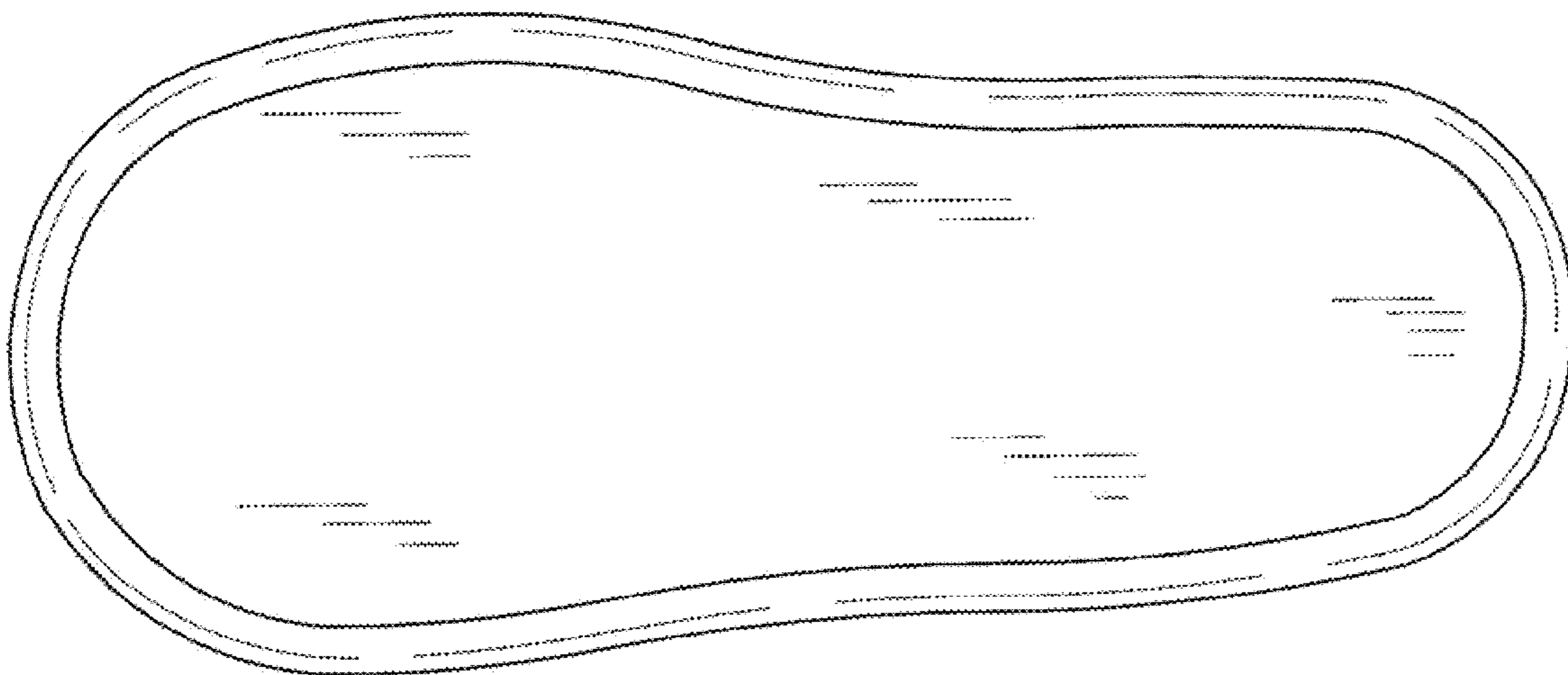


FIG. 6