



US00D586540S

(12) **United States Design Patent**
Kehoe

(10) **Patent No.:** **US D586,540 S**

(45) **Date of Patent:** **** Feb. 17, 2009**

(54) **PAIR OF BOOTS**

(76) **Inventor:** **Thomas David Kehoe**, 720 31st St.,
Boulder, CO (US) 80303-2402

(**) **Term:** **14 Years**

(21) **Appl. No.:** **29/279,437**

(22) **Filed:** **May 1, 2007**

Related U.S. Application Data

(63) Continuation-in-part of application No. 29/223,784,
filed on Feb. 18, 2005, now abandoned.

(51) **LOC (9) Cl.** **02-04**

(52) **U.S. Cl.** **D2/910; D2/897**

(58) **Field of Classification Search** D02/897,
D02/901, 904, 909-912, 946, 970-978; 36/45,
36/50.1, 83, 113, 114, 127, 134, 136, 1.7 R,
36/47.3, 4

See application file for complete search history.

(56) **References Cited**

U.S. PATENT DOCUMENTS

D10,856 S * 10/1878 Banigan D2/910

D33,991 S * 1/1901 Watkinson D2/910
D100,413 S * 7/1936 Clark D2/911
D101,227 S * 9/1936 Issaly D15/89
D447,321 S * 9/2001 Jacobs D2/911
D448,144 S * 9/2001 Jacobs D2/911

* cited by examiner

Primary Examiner—Stella M Reid

Assistant Examiner—Rashida C McCoy

(74) *Attorney, Agent, or Firm*—Marian J. Furst

(57) **CLAIM**

The ornamental design for a pair of boots, as shown and described.

DESCRIPTION

FIG. 1 is a front elevation view of a pair of boots, showing my new design; the left boot being a mirror image;

FIG. 2 is a rear elevation view thereof;

FIG. 3 is a side elevation view thereof;

FIG. 4 is an opposite side elevational view thereof

FIG. 5 is a top plan view thereof; and,

FIG. 6 is a front perspective view thereof.

1 Claim, 2 Drawing Sheets






FIG.3




FIG.2




FIG.1




FIG. 6

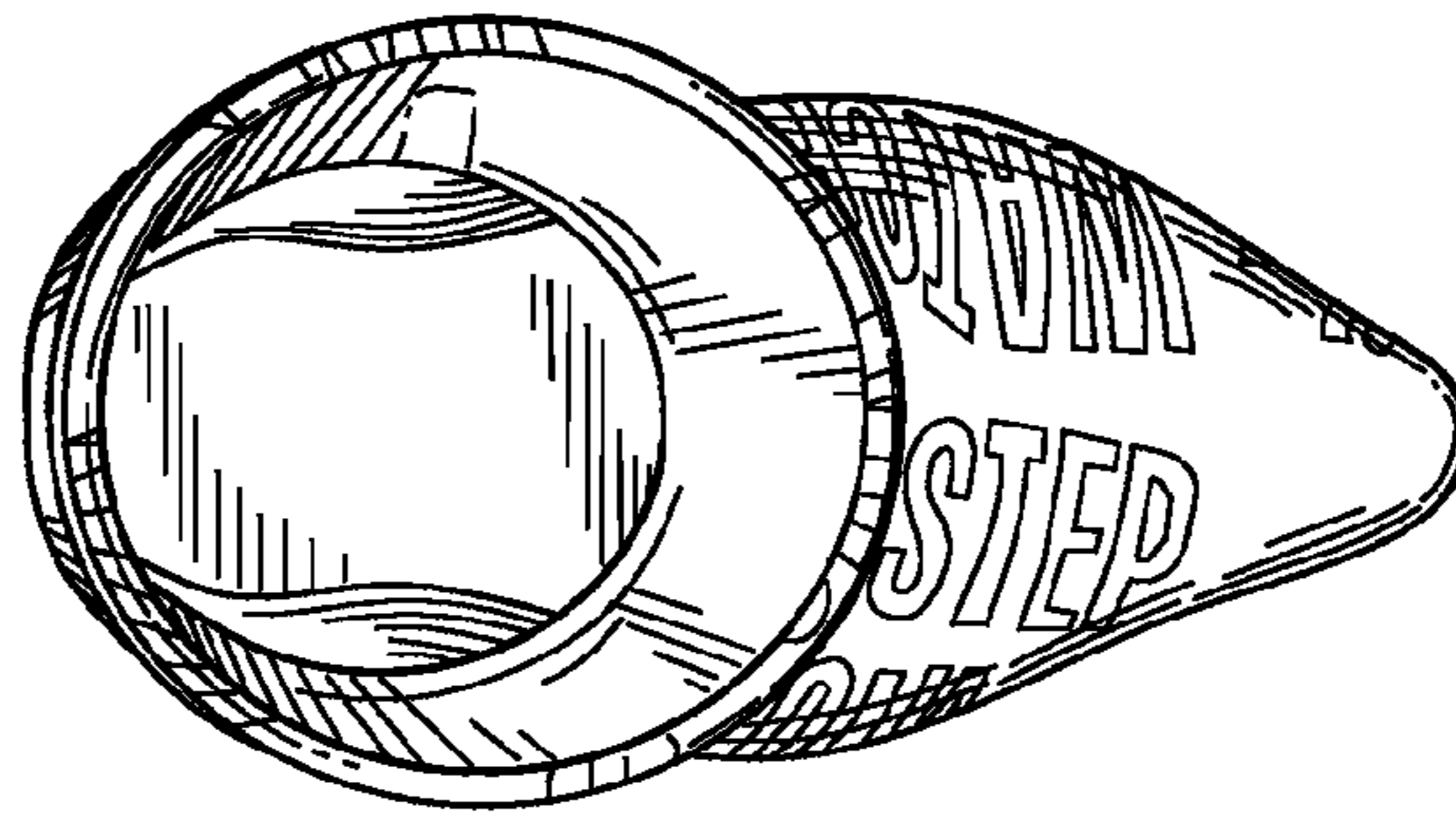


FIG. 5

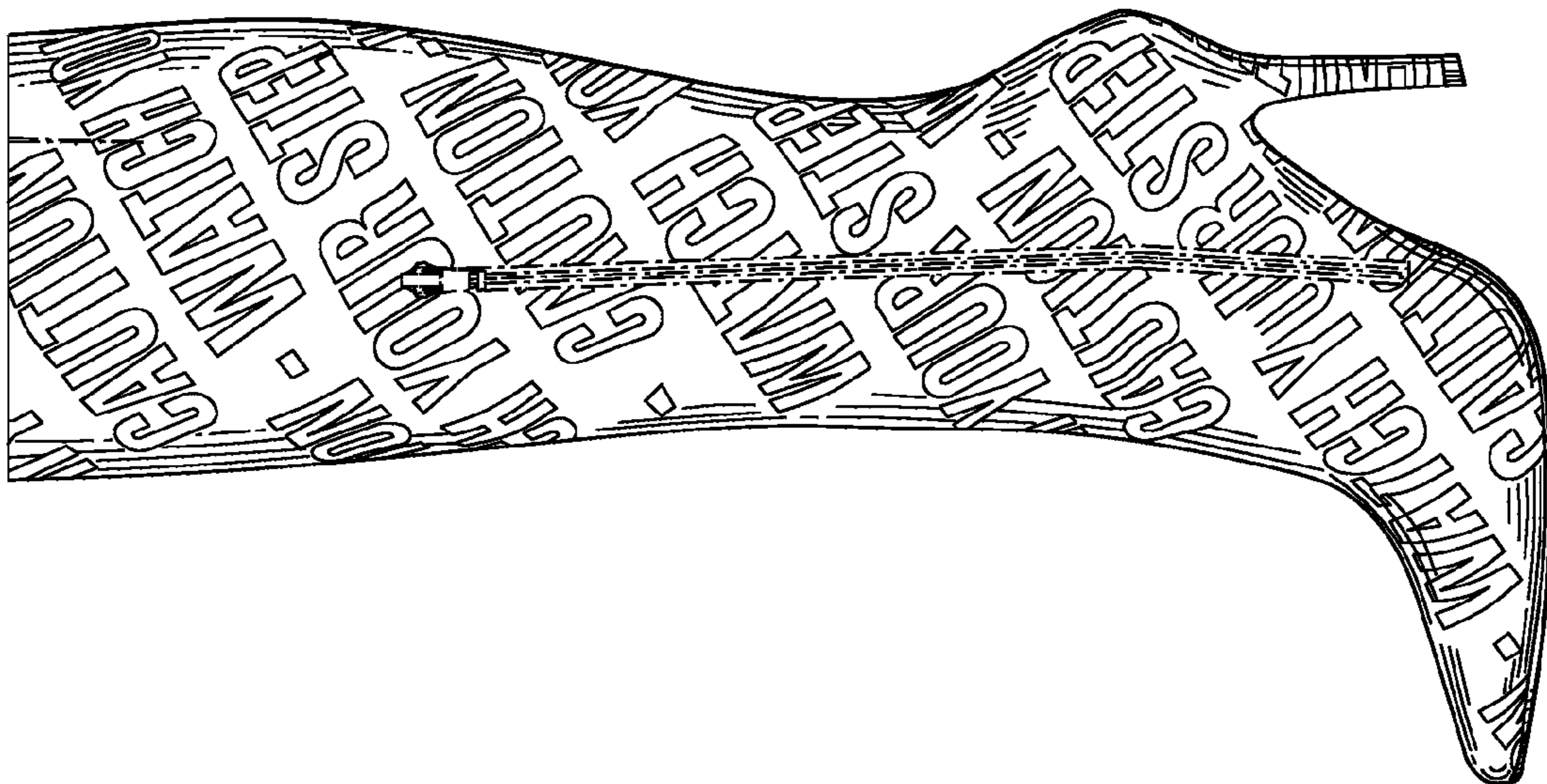


FIG. 4