



US00D586537S

(12) **United States Design Patent**  
**Walker**

(10) **Patent No.:** **US D586,537 S**

(45) **Date of Patent:** **\*\* Feb. 17, 2009**

(54) **SLEEPING BAG**

(75) **Inventor:** **Anthony Walker**, North Melbourne  
(AU)

(73) **Assignee:** **Cellcorp Australia Pty Ltd.** (AU)

(\*\*) **Term:** **14 Years**

(21) **Appl. No.:** **29/304,542**

(22) **Filed:** **Mar. 4, 2008**

(30) **Foreign Application Priority Data**

Feb. 4, 2008 (AU) ..... 10484/2008

(51) **LOC (9) Cl.** ..... **02-02**

(52) **U.S. Cl.** ..... **D2/719**

(58) **Field of Classification Search** ..... D2/718-720,  
D2/823-826; 2/69, 69.5, 74, 75, 80, 83,  
2/84, 88, 122, 459, 914; D6/595, 604; 5/413 R;  
128/873

See application file for complete search history.

(56) **References Cited**

**U.S. PATENT DOCUMENTS**

D230,455 S *	2/1974	Hunt	.....	D2/719
4,884,303 A *	12/1989	Scherer	.....	5/413 R
4,989,282 A *	2/1991	Goldstein	.....	5/413 R
D382,090 S *	8/1997	Pruett	.....	D2/719
D405,585 S *	2/1999	Stevens	.....	D2/719
5,881,405 A *	3/1999	Garrigues	.....	5/413 R
5,966,756 A *	10/1999	Cartier	.....	5/413 R
6,073,282 A *	6/2000	Leeper et al.	.....	5/413 R
6,438,774 B1 *	8/2002	Michaelis et al.	.....	5/413 R

6,931,680 B2 *	8/2005	Bellick et al.	.....	5/413 R
2005/0034234 A1 *	2/2005	Bellick et al.	.....	5/413 R
2008/0078027 A1 *	4/2008	Smith	.....	5/413 R

**FOREIGN PATENT DOCUMENTS**

GB 2224640 A \* 5/1990

\* cited by examiner

*Primary Examiner*—Ian Simmons

*Assistant Examiner*—R. Johnson

(74) *Attorney, Agent, or Firm*—Kusner & Jaffe

(57) **CLAIM**

The ornamental design for a sleeping bag, as shown and described.

**DESCRIPTION**

FIG. 1 is a top perspective view of a sleeping bag showing my new design;

FIG. 2 is a top plan view thereof;

FIG. 3 is a right side elevational view thereof;

FIG. 4 is a left side elevational view thereof, with a vent shown in an open position;

FIG. 5 is an end view;

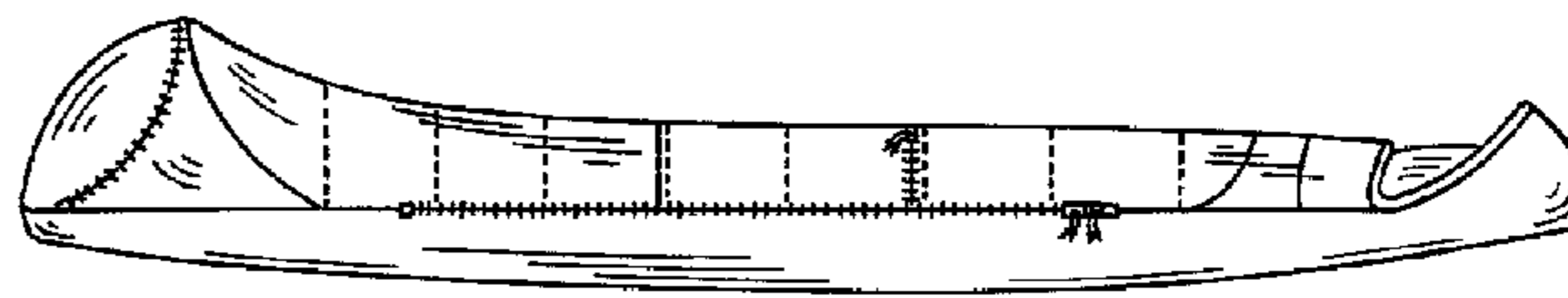
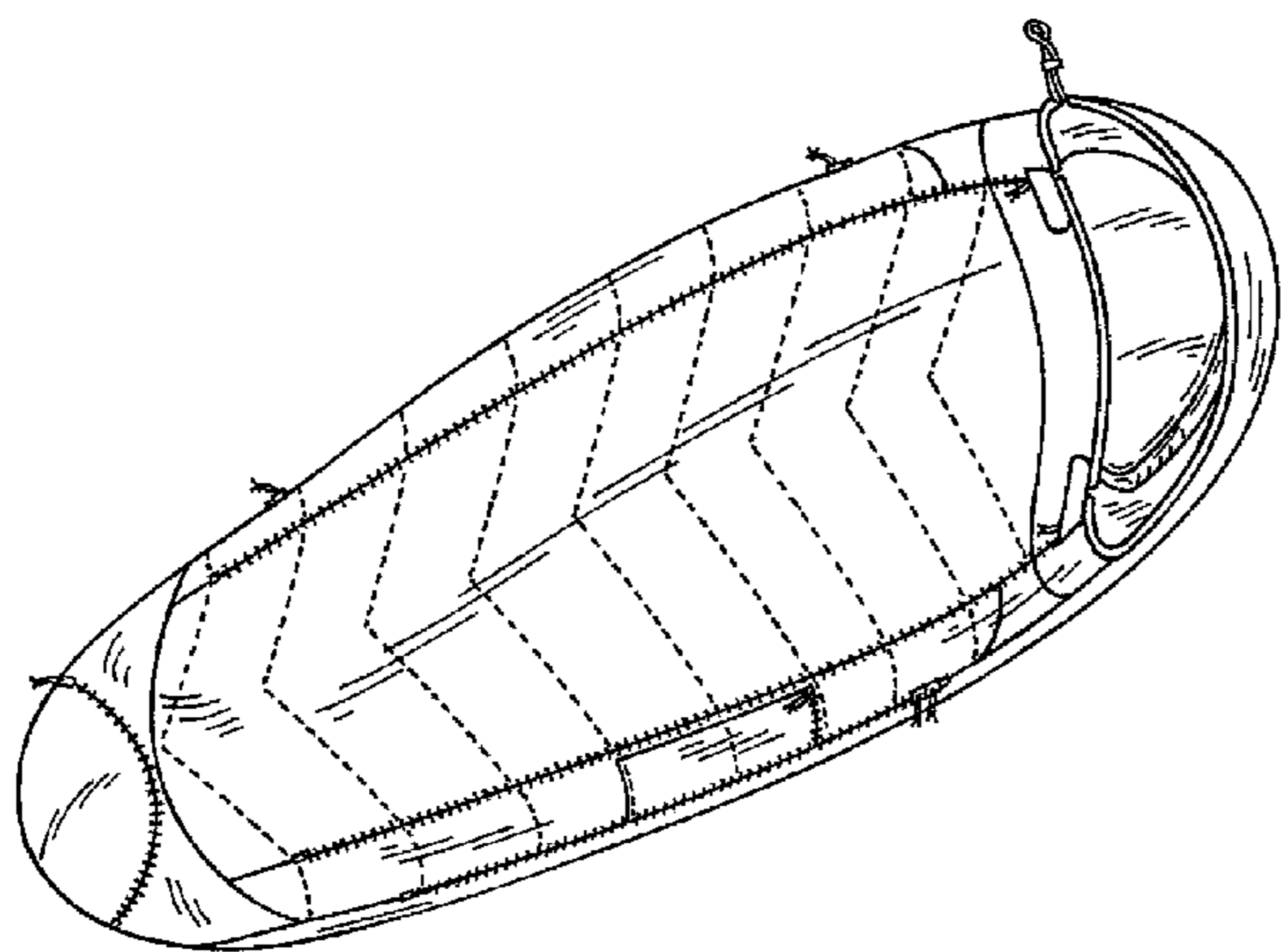
FIG. 6 is another end view thereof, opposite the end shown in FIG. 5;

FIG. 7 is a bottom plan view thereof; and,

FIG. 8 is an enlarged fragmentary top view thereof shown with a bottom vent in an open position.

The broken lines in FIGS. 1-8 represent stitching.

**1 Claim, 3 Drawing Sheets**



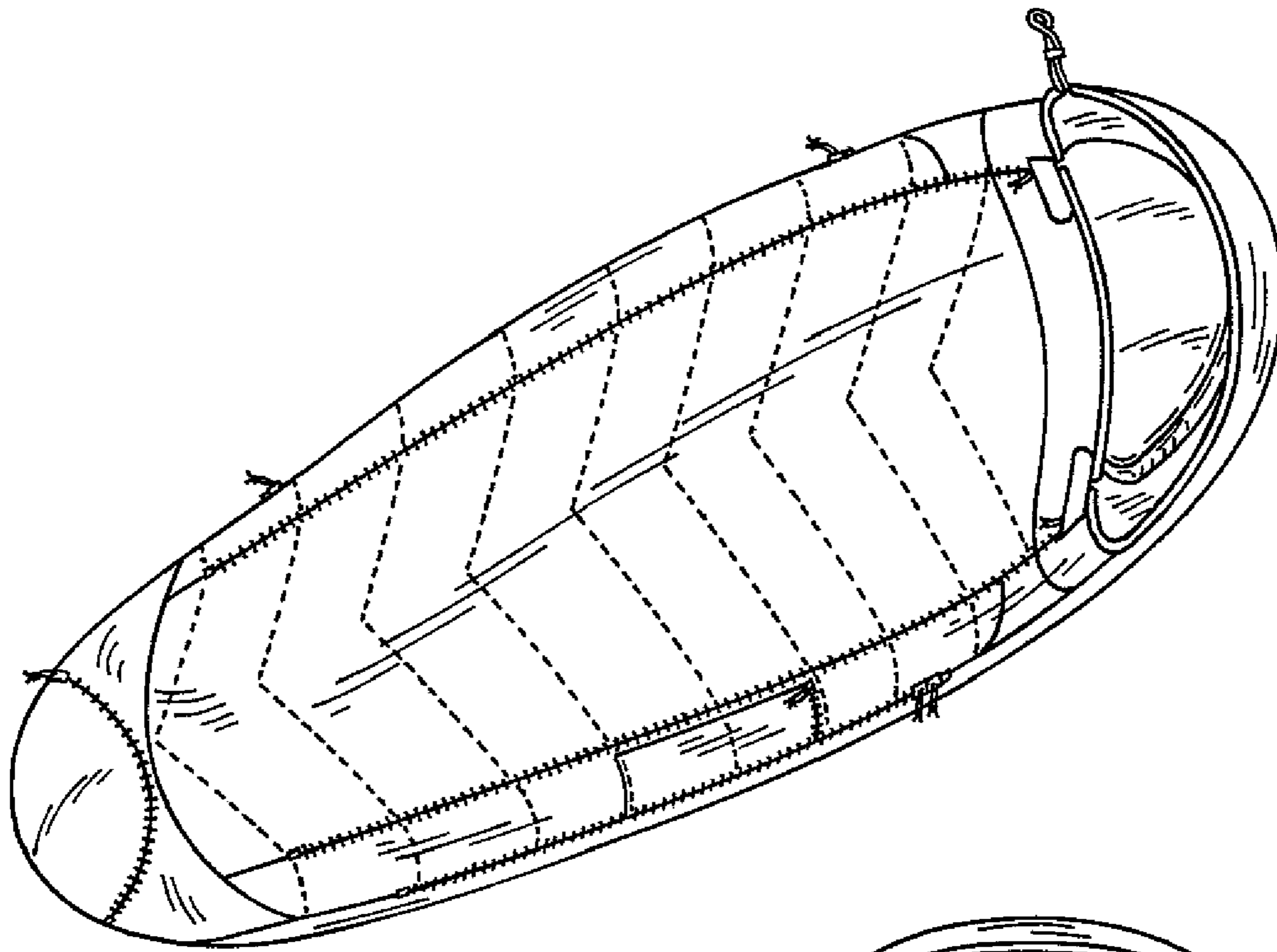


FIG. 1

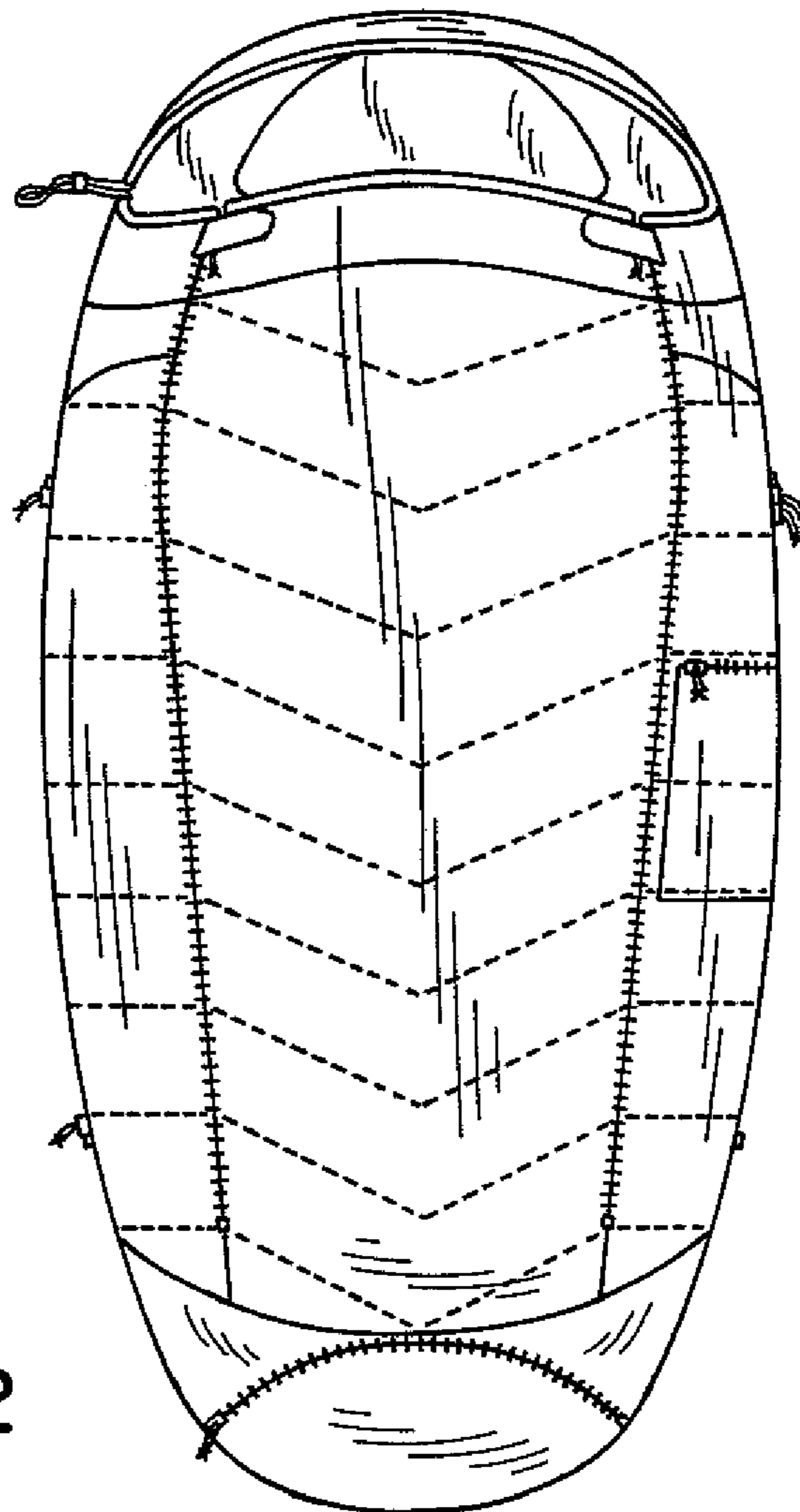


FIG. 2

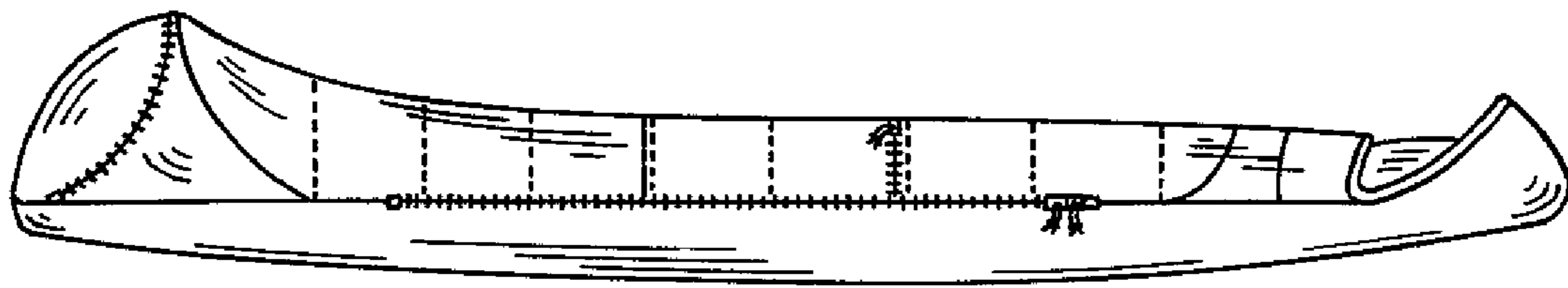


FIG. 3

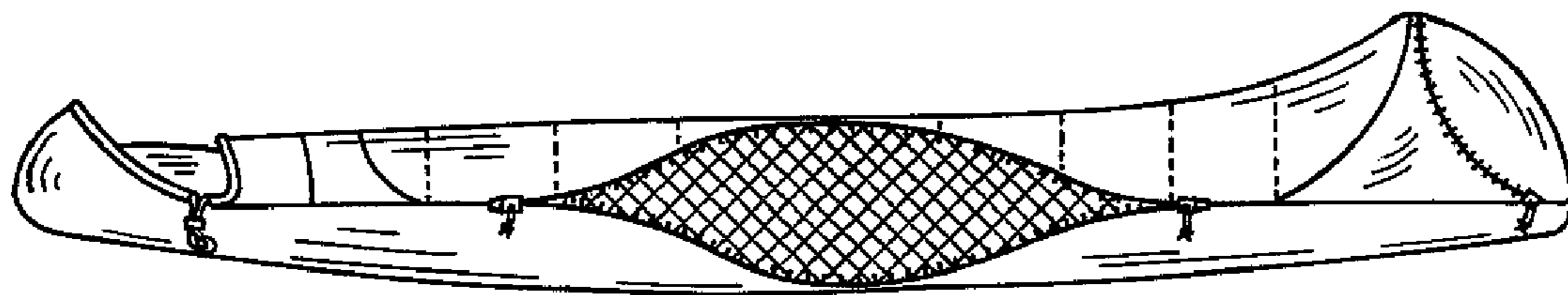


FIG. 4




FIG. 5



FIG. 6

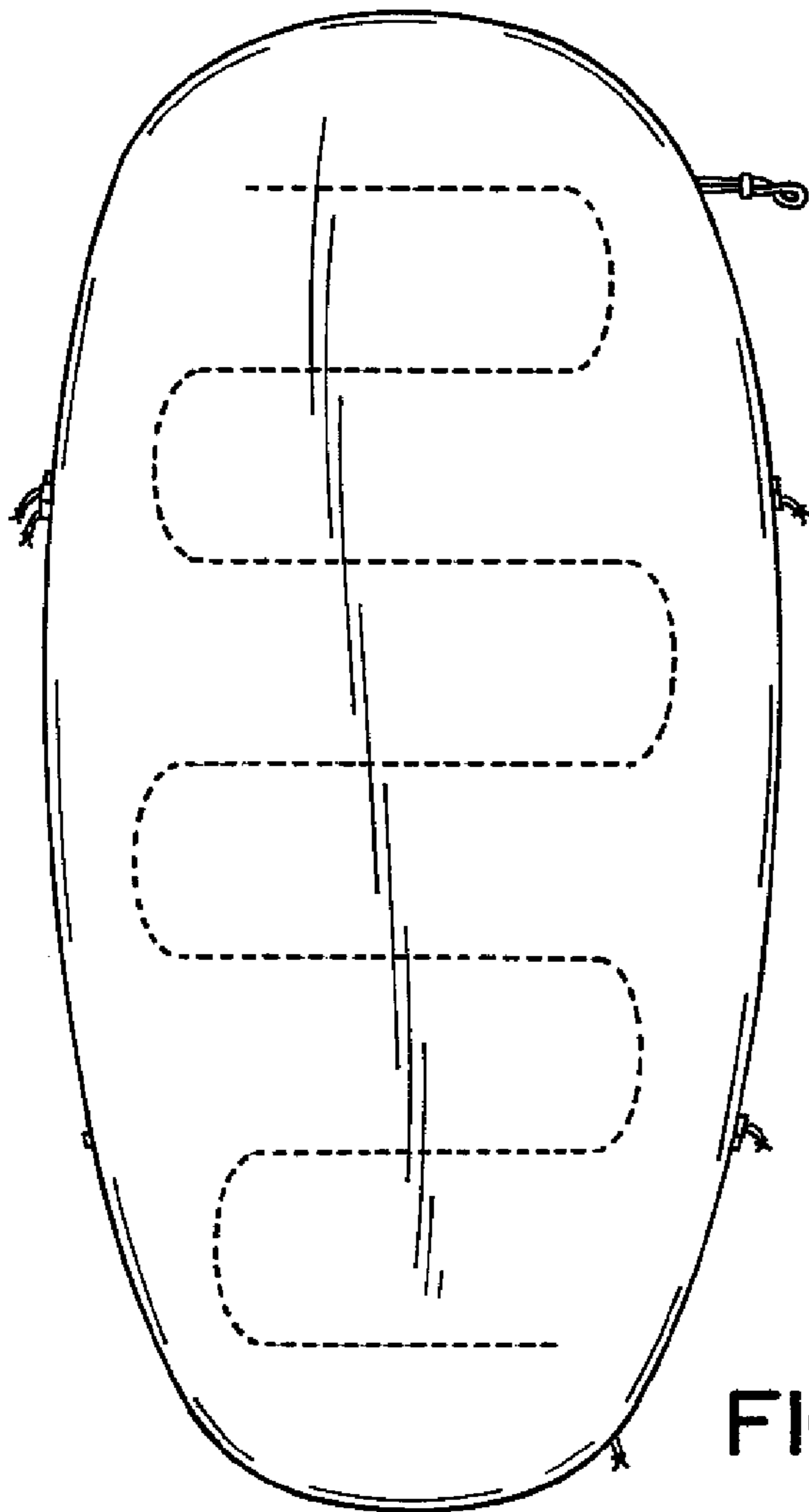


FIG. 7

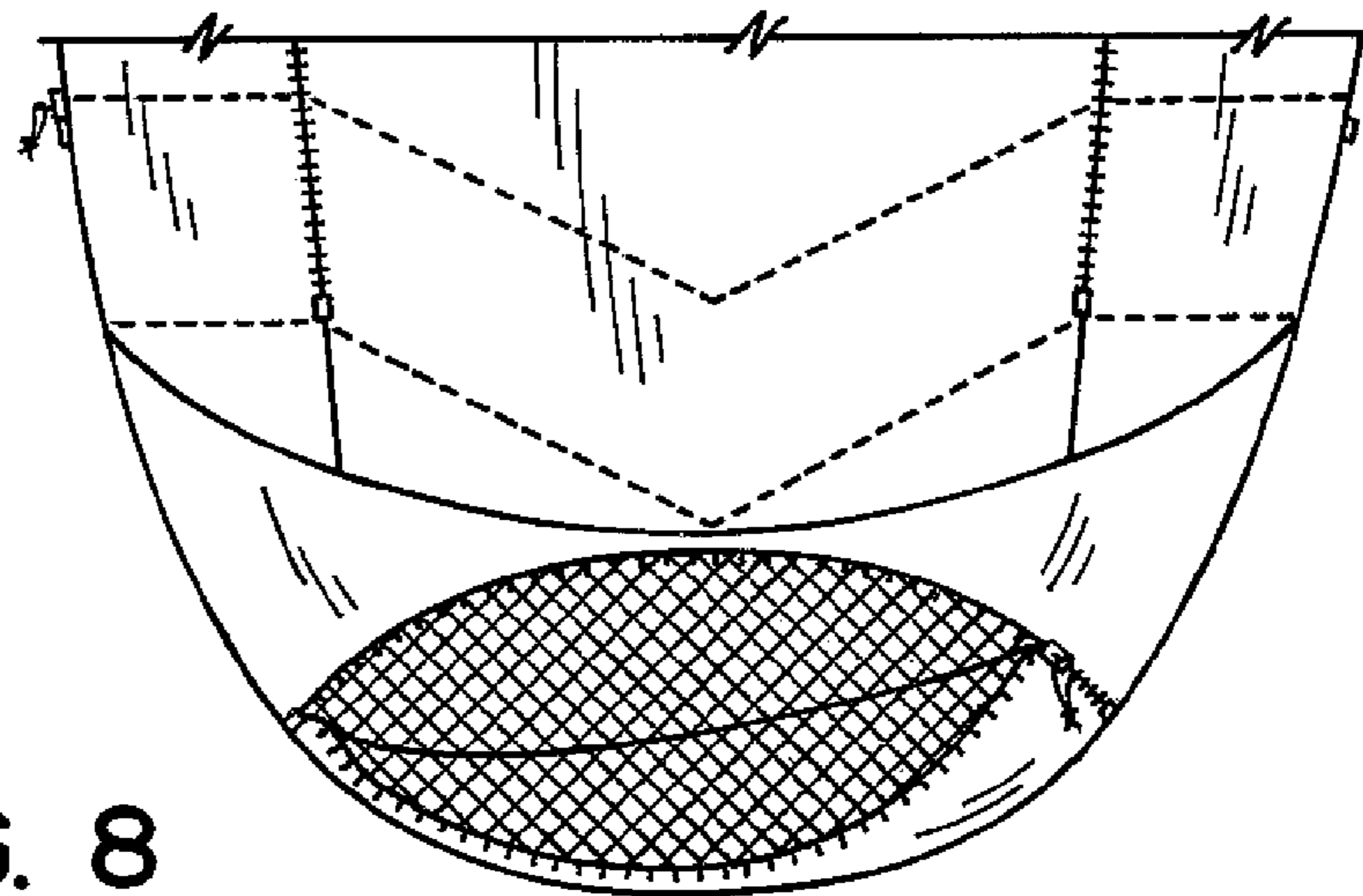


FIG. 8