



US00D586527S

(12) **United States Design Patent**
Perkins

(10) **Patent No.:** **US D586,527 S**

(45) **Date of Patent:** **** Feb. 17, 2009**

(54) **FROZEN CONFECTION DRIP CATCHER**

(76) Inventor: **Jana Gaye Perkins**, 17315 Eldridge,
Tomball, TX (US) 77377

(**) Term: **14 Years**

(21) Appl. No.: **29/293,186**

(22) Filed: **Nov. 9, 2007**

(51) **LOC (9) Cl.** **01-99**

(52) **U.S. Cl.** **D1/105; D7/544; D7/551.3;**
D7/579; D9/625

(58) **Field of Classification Search** **D1/100–130,**
D1/199; D7/543, 544, 545, 551.3, 564, 565,
D7/571, 578–579, 584–586, 602, 628; D9/625;
426/91, 104, 134, 138–139

See application file for complete search history.

(56) **References Cited**

U.S. PATENT DOCUMENTS

D73,219	S	*	8/1927	Ahrendts	D7/585
2,803,550	A	*	8/1957	Ackalusky	D1/102
3,306,512	A	*	2/1967	Pagnini	D1/102
3,459,296	A	*	8/1969	Berg	D1/102
D222,177	S	*	10/1971	Tondu	D7/543
D234,941	S	*	4/1975	Gottsegen	D1/108
D234,942	S	*	4/1975	Gottsegen	D1/108
D236,439	S	*	8/1975	Gottsegen	D1/110
4,165,061	A	*	8/1979	Kupperman et al.	D7/676
4,463,021	A	*	7/1984	Eufemia	426/138
D291,620	S	*	9/1987	Porchia	D1/105
4,704,510	A	*	11/1987	Matsui	D7/584
6,032,825	A	*	3/2000	Guthrie	426/139
D426,367	S	*	6/2000	Gale	D1/105
D468,589	S	*	1/2003	Bulcher et al.	D7/553.1
D481,260	S	*	10/2003	Bulcher et al.	D7/553.1
D483,998	S	*	12/2003	Bulcher et al.	D7/553.1
D489,941	S	*	5/2004	Bulcher et al.	D7/553.1
D494,818	S	*	8/2004	Jalet et al.	D7/584

(Continued)

OTHER PUBLICATIONS

Teapot, GoCollect.com, Web Archive, [online] Feb. 8, 2004 [retrieved on Nov. 9, 2006]. Retrieved from the Internet <URL: <http://web.archive.org/web/20040208033651/http://www.gocollect.com/images/CardewTeapots/200/FDY17103.jpg>>.*

KatiesCowandUdderThings.com, [online], [retrieved on Nov. 9, 2006]. Retrieved from the Internet <URL: <http://www.katiescowsandudderthings.com/large%20Ginger%20bowl.jpg>>.*

Primary Examiner—Robin V Webster
Assistant Examiner—Karen E Kearney

(57) **CLAIM**

The ornamental design for a frozen confection drip catcher, as shown and described.

DESCRIPTION

FIG. 1 is a left rear perspective view of a frozen confection drip catcher having a plurality of outwardly projecting appendages incorporated thereon, illustrating my new design:

FIG. 2 is a top plan view thereof;

FIG. 3 is a bottom plan view thereof;

FIG. 4 is a front elevational view thereof;

FIG. 5 is a rear elevational view thereof;

FIG. 6 is a left side elevational view thereof showing the contour of another portion of the outwardly projecting appendages, the right side elevational view being a mirror image thereof;


FIG. 7 is an enlarged, cross-sectional view taken along the line 7—7 of FIG. 2 illustrative of my new design;

FIG. 8 is an enlarged, cross-sectional view taken along the line 8—8 of FIG. 2 illustrative of my new design; and,

FIG. 9 is an enlarged, cross-sectional view taken along the line 9—9 of FIG. 2 illustrative of my new design.

The broken lines showing of the embossed face in FIGS. 1–2 and 7–9 are for the purpose of illustrating unclaimed portions and form no part of the claimed design.

1 Claim, 2 Drawing Sheets



US D586,527 S

Page 2

U.S. PATENT DOCUMENTS				
D497,081 S *	10/2004	Tranfaglia et al.	D7/543	D547,526 S * 7/2007 Perkins D1/105
D501,364 S *	2/2005	Tranfaglia et al.	D7/543	2003/0087011 A1* 5/2003 Perkins 426/134
				* cited by examiner




FIG. 1

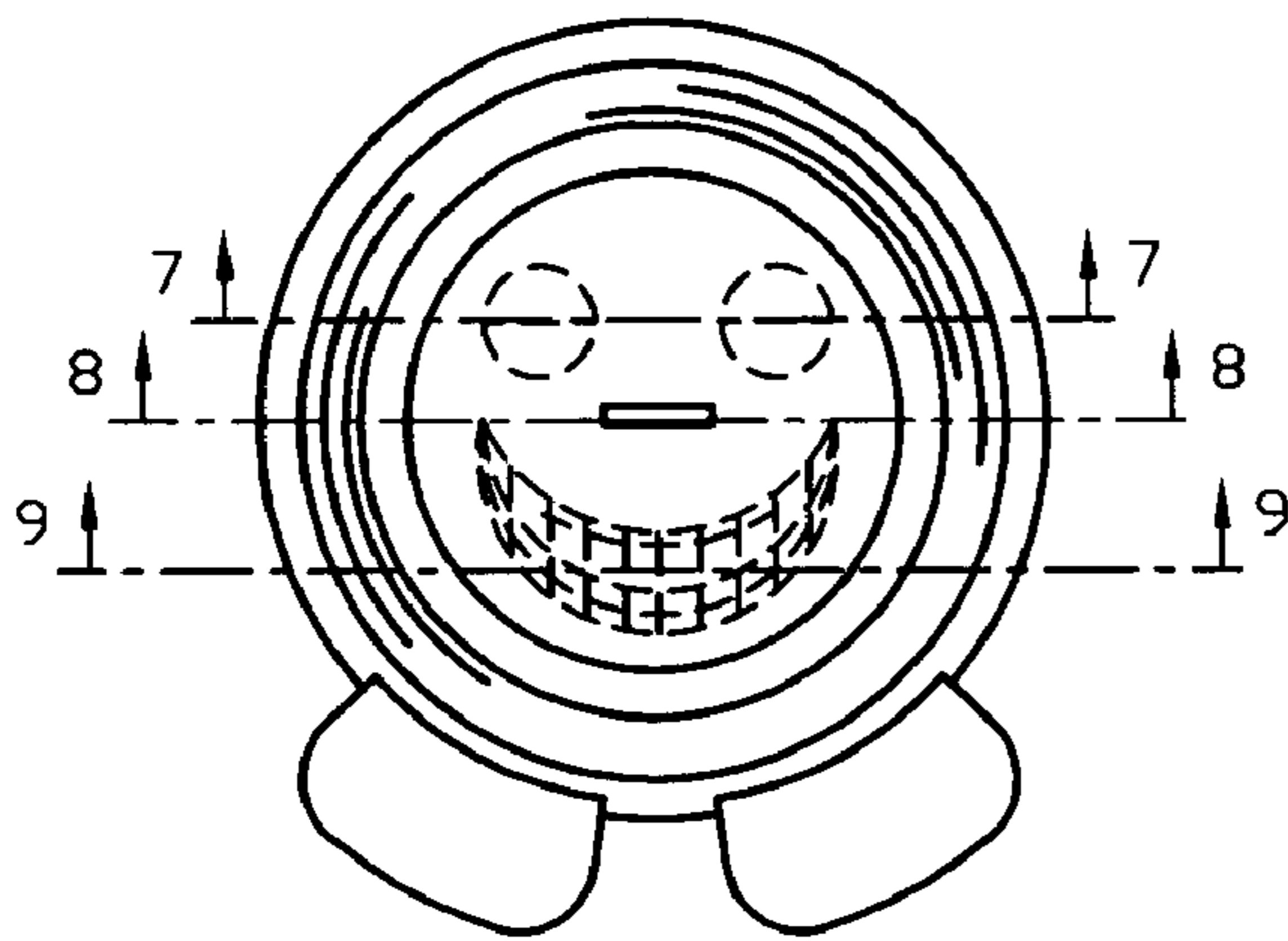


FIG. 2

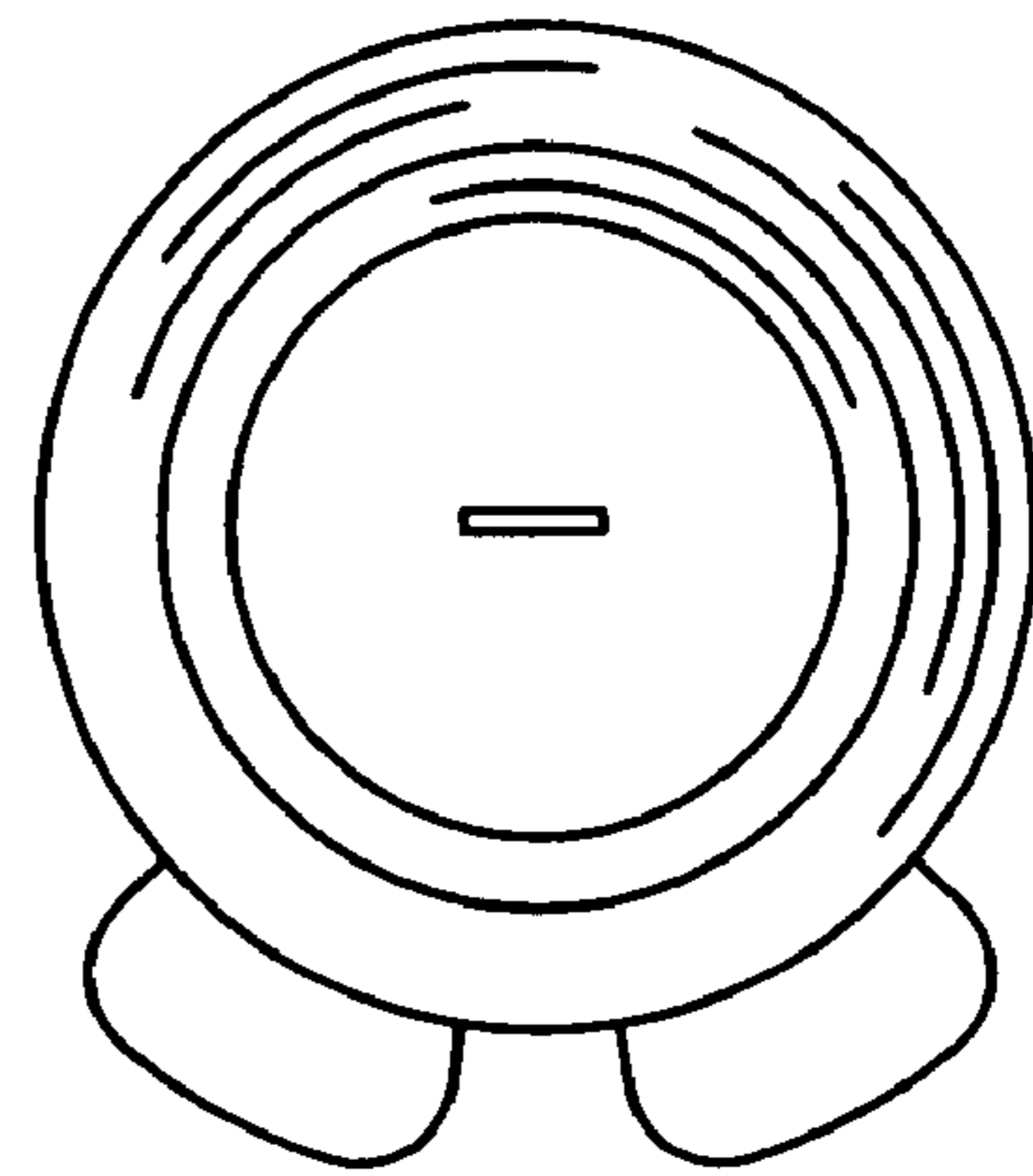


FIG. 3

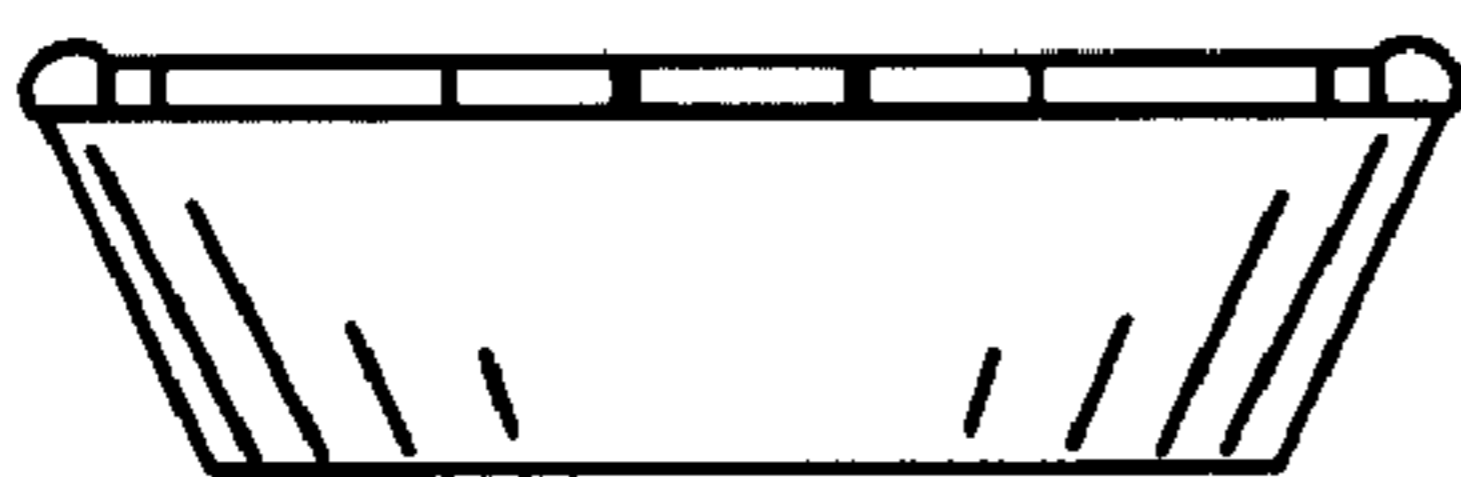


FIG. 4




FIG. 5




FIG. 6

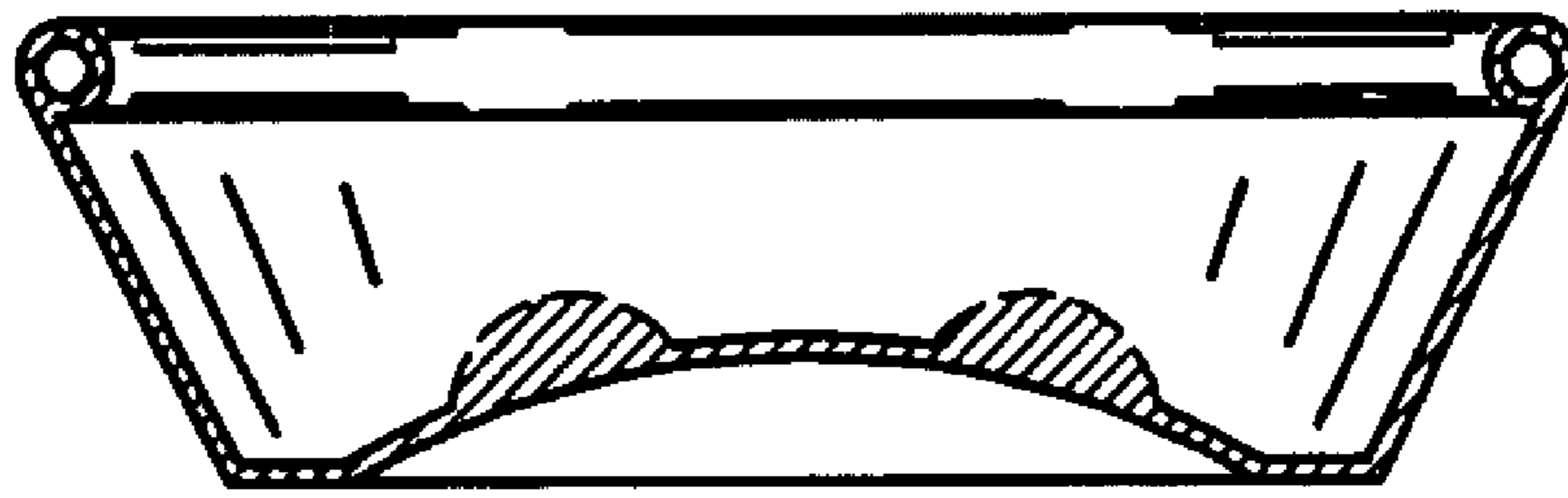


FIG. 7

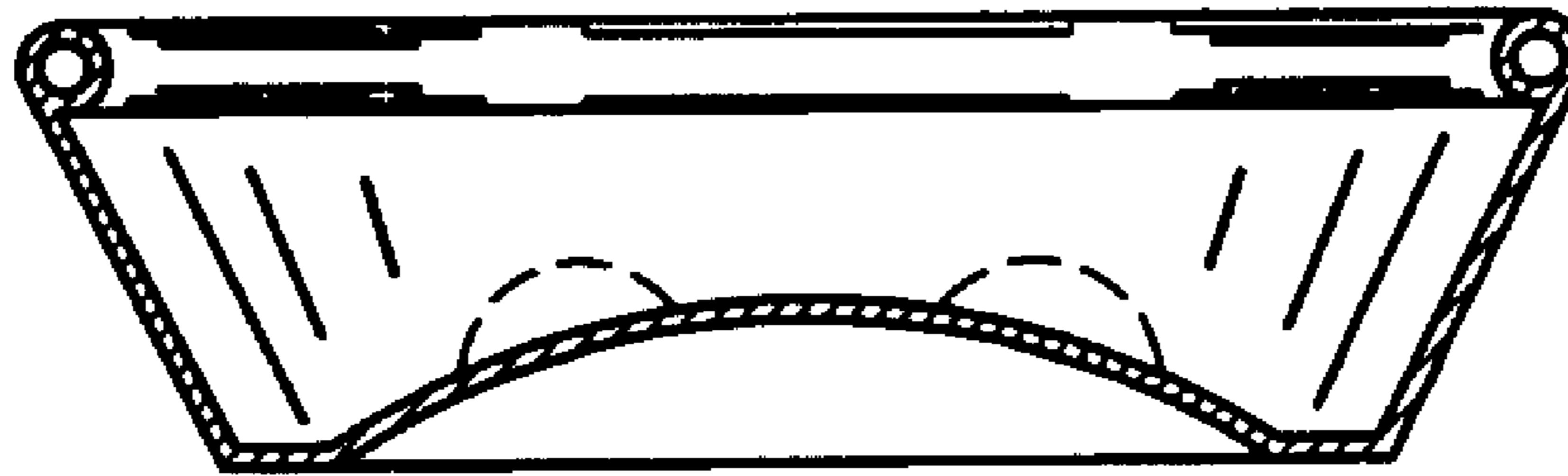


FIG. 8




FIG. 9