



US00D586510S

(12) **United States Design Patent**
Newsome et al.

(10) **Patent No.:** **US D586,510 S**

(45) **Date of Patent:** **** Feb. 10, 2009**

(54) **PET TOY**

(75) Inventors: **Gwendolyn Newsome**, Omaha, NE (US); **Tina Basile**, Pine Bush, NY (US)

(73) Assignee: **Sergeant's Pet Care Products, Inc.**, Omaha, NE (US)

(**) Term: **14 Years**

(21) Appl. No.: **29/295,145**

(22) Filed: **Sep. 21, 2007**

(51) **LOC (9) Cl.** **30-99**

(52) **U.S. Cl.** **D30/160; D21/658**

(58) **Field of Classification Search** D30/119,
D30/160; D21/656, 658-659, 611, 617;
D24/194-195; 119/702, 706-711; 446/168,
446/170, 227; D12/583

See application file for complete search history.

(56) **References Cited**

U.S. PATENT DOCUMENTS

D43,017 S *	9/1912	Rees	D21/617
D70,431 S *	6/1926	Kellogg	D21/617
D130,225 S *	11/1941	Hale	D12/583
2,308,467 A *	1/1943	Kovacs	D12/583
D198,752 S *	7/1964	Adler et al.	D21/656
D307,165 S *	4/1990	Havelock	D21/656

OTHER PUBLICATIONS

2004 Tread Design Guide; A Bennett Garfield Publication; p. 222; Bandag row, second pattern from left.*

2004 Tread Design Guide; A Bennett Garfield Publication; p. 237; PRE-Q—bottom row, second pattern from left.*

Pages from wholesale doggles.com website.

Pages from roadkilltoys.com website.

* cited by examiner

Primary Examiner—Cathy Anne MacCormac

(74) *Attorney, Agent, or Firm*—Polsinelli Shalton Flanigan Suelthaus PC

(57) **CLAIM**

The ornamental design for a pet toy design, as shown and described.

DESCRIPTION

FIG. 1 is a perspective view of a pet toy design;

FIG. 2 is a top view of a pet toy design;

FIG. 3 is a right side view of a pet toy design;

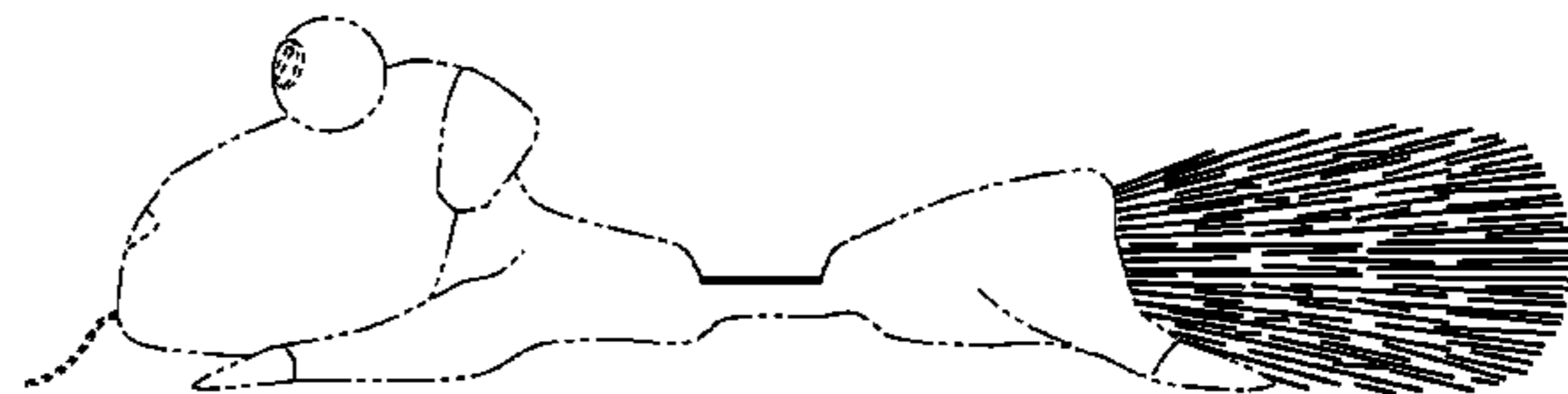

FIG. 4 is a left side view of a pet toy design;

FIG. 5 is a front view of a pet toy design; and,

FIG. 6 is a back view of a pet toy design.

The broken lines are for illustration only and form no part of the claimed design.

1 Claim, 2 Drawing Sheets



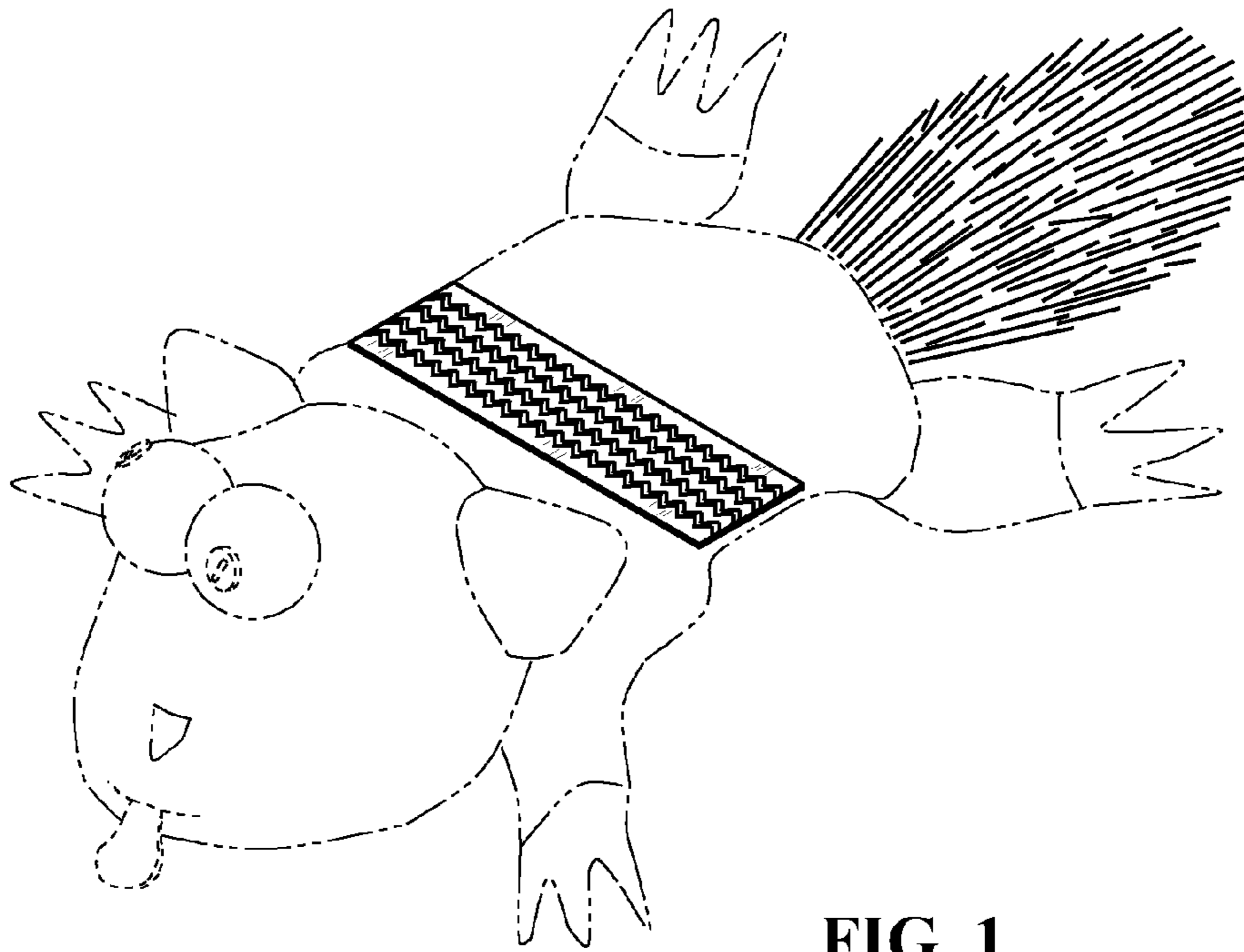


FIG. 1

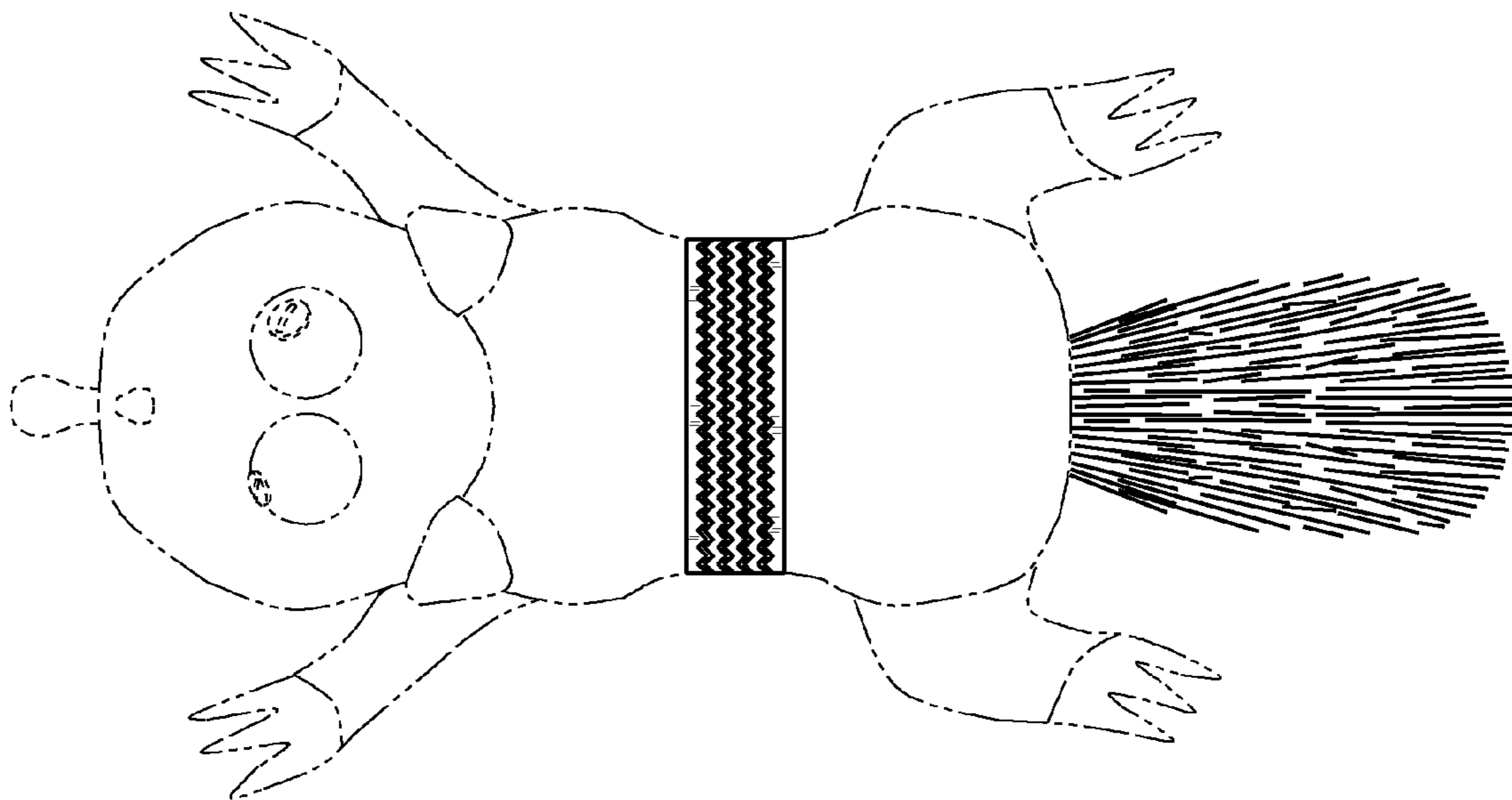


FIG. 2

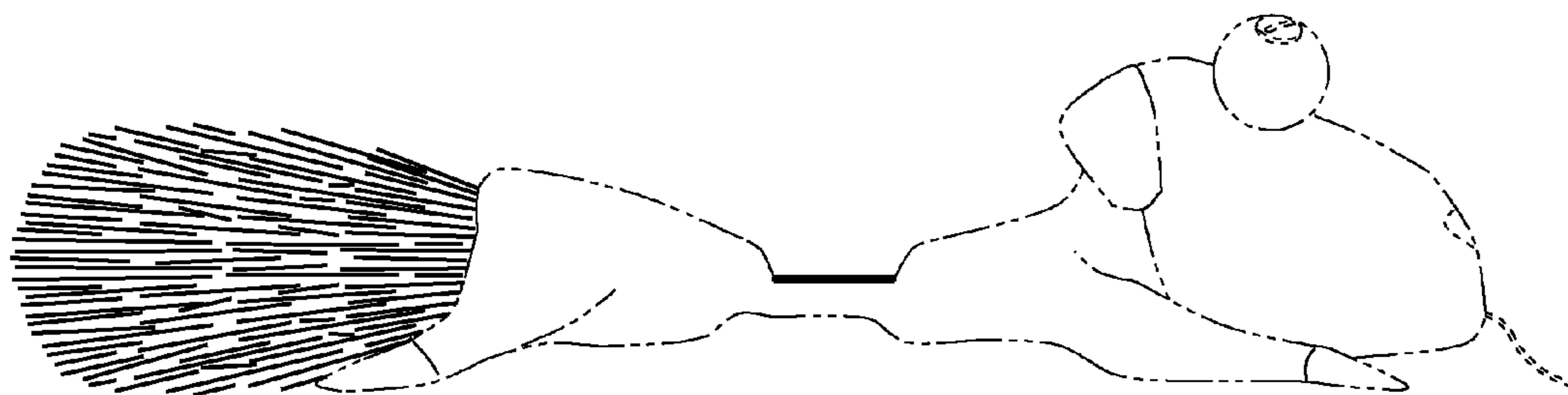


FIG. 3

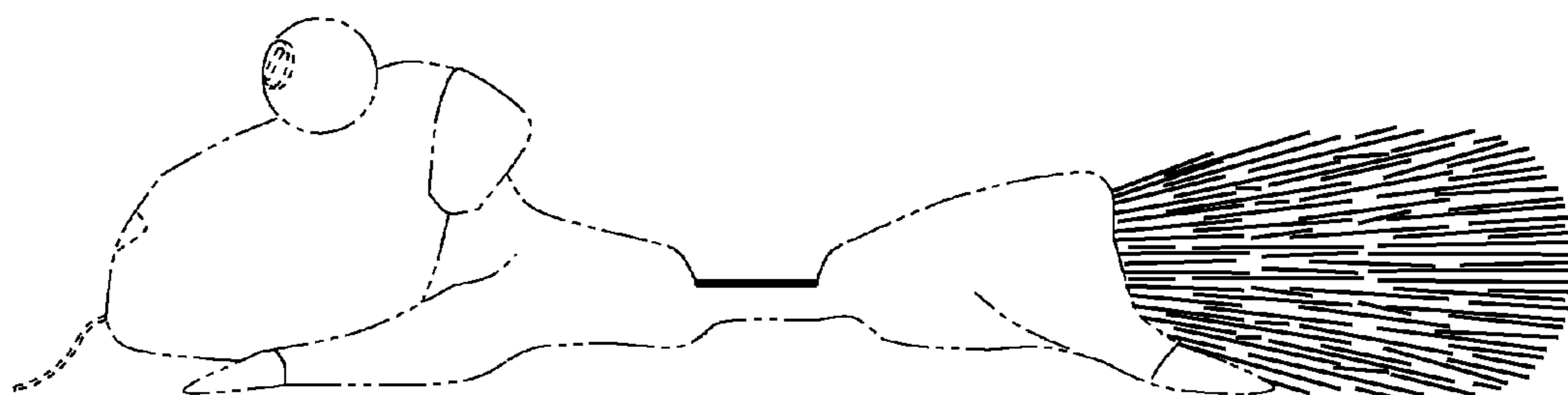


FIG. 4




FIG. 5

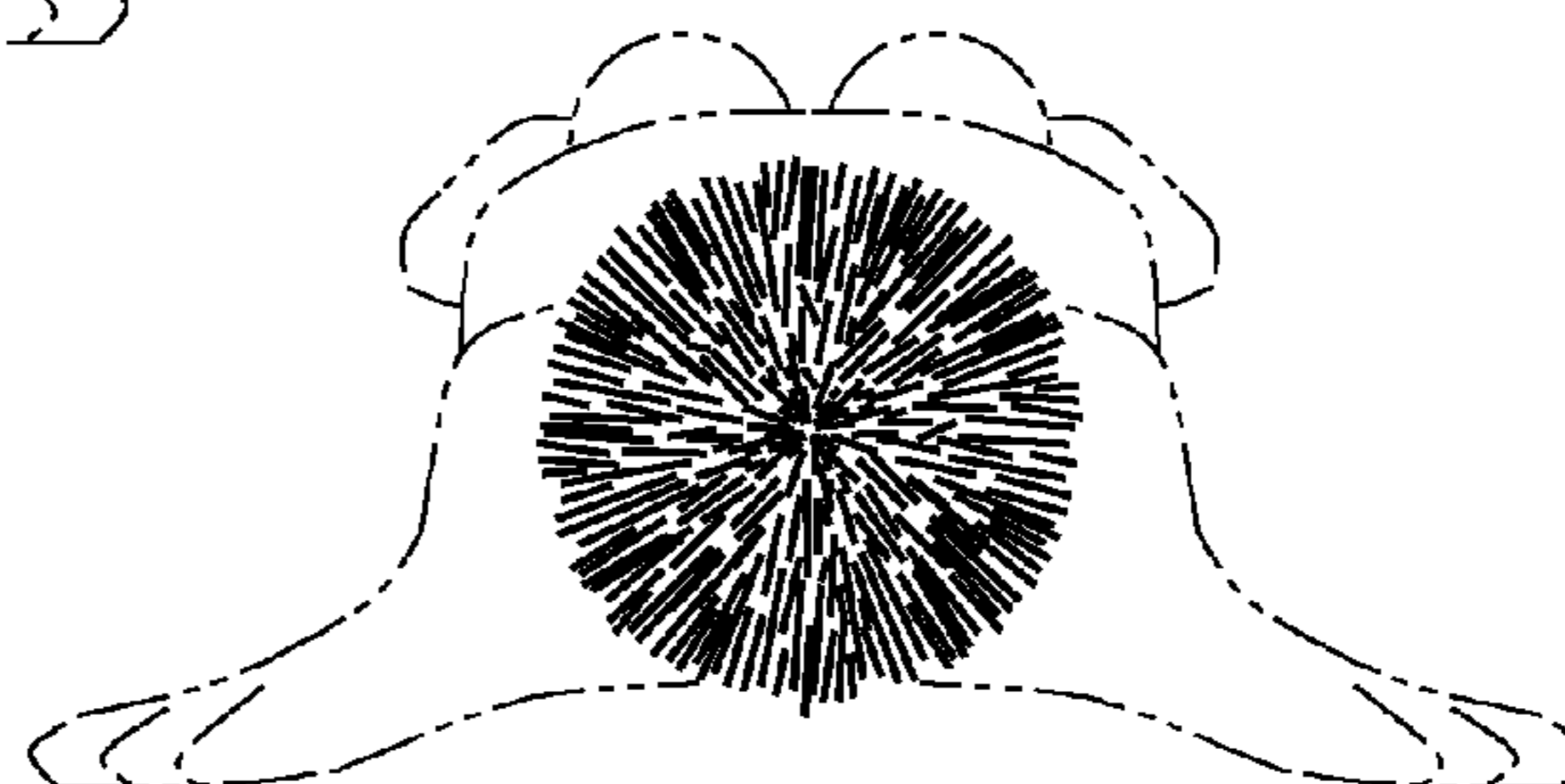


FIG. 6