



US00D586506S

(12) **United States Design Patent**
Toba

(10) **Patent No.:** **US D586,506 S**

(45) **Date of Patent:** **** Feb. 10, 2009**

(54) **SHEET FOR FIXING A WIG**

(75) Inventor: **Mayumi Toba**, Tokyo (JP)

(73) Assignee: **Aderans Holdings Co., Ltd.**, Tokyo (JP)

(**) Term: **14 Years**

(21) Appl. No.: **29/290,384**

(22) Filed: **Nov. 29, 2007**

(30) **Foreign Application Priority Data**

May 29, 2007 (JP) 2007-014200

(51) **LOC (9) Cl.** **28-04**

(52) **U.S. Cl.** **D28/93**

(58) **Field of Classification Search** D28/32,
D28/39-43, 92, 98; 132/53-56, 201, 273-284

See application file for complete search history.

(56) **References Cited**

U.S. PATENT DOCUMENTS

D199,929	S *	12/1964	Kaniuk	D10/64
D234,472	S *	3/1975	Fosher	D20/43
D249,514	S *	9/1978	Loeb	D14/254
5,494,059	A *	2/1996	Barrows et al.	132/273
5,855,211	A *	1/1999	Nelson	132/53
6,581,609	B2 *	6/2003	Ott	132/201

7,047,571	B1 *	5/2006	Kelly	2/209.13
D534,319	S *	12/2006	Palumbo	D28/93
2002/0056464	A1 *	5/2002	Nakane et al.	132/53
2002/0185146	A1 *	12/2002	Gold	132/201
2005/0115581	A1 *	6/2005	Choi	132/53
2005/0252518	A1 *	11/2005	Salinas	132/201
2005/0268932	A1 *	12/2005	Gold	132/201

* cited by examiner

Primary Examiner—Janice E Seeger

Assistant Examiner—Zenia I Bennett

(74) *Attorney, Agent, or Firm*—Wenderoth, Lind & Ponack, L.L.P.

(57) **CLAIM**

The ornamental design for a sheet for fixing a wig, as shown and described.

DESCRIPTION

FIG. 1 is a front view of the present invention;

FIG. 2 is a rear view of the present invention;

FIG. 3 is a top plan view of the present invention;

FIG. 4 is a right side view of the present invention; and,

FIG. 5 is a cross sectional view of the present invention taken on the line 5—5 in FIG. 1.

1 Claim, 3 Drawing Sheets

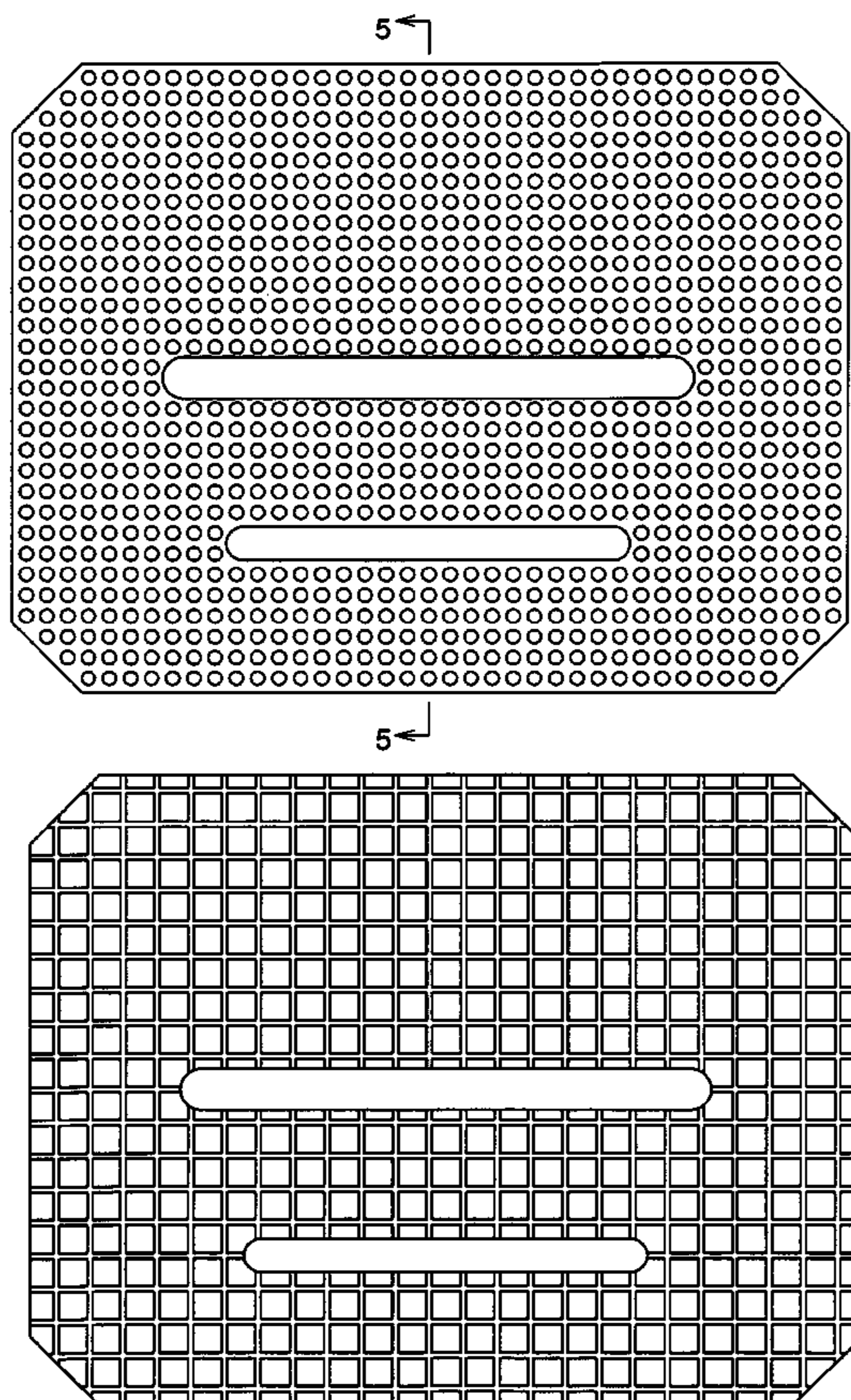


Fig. 1

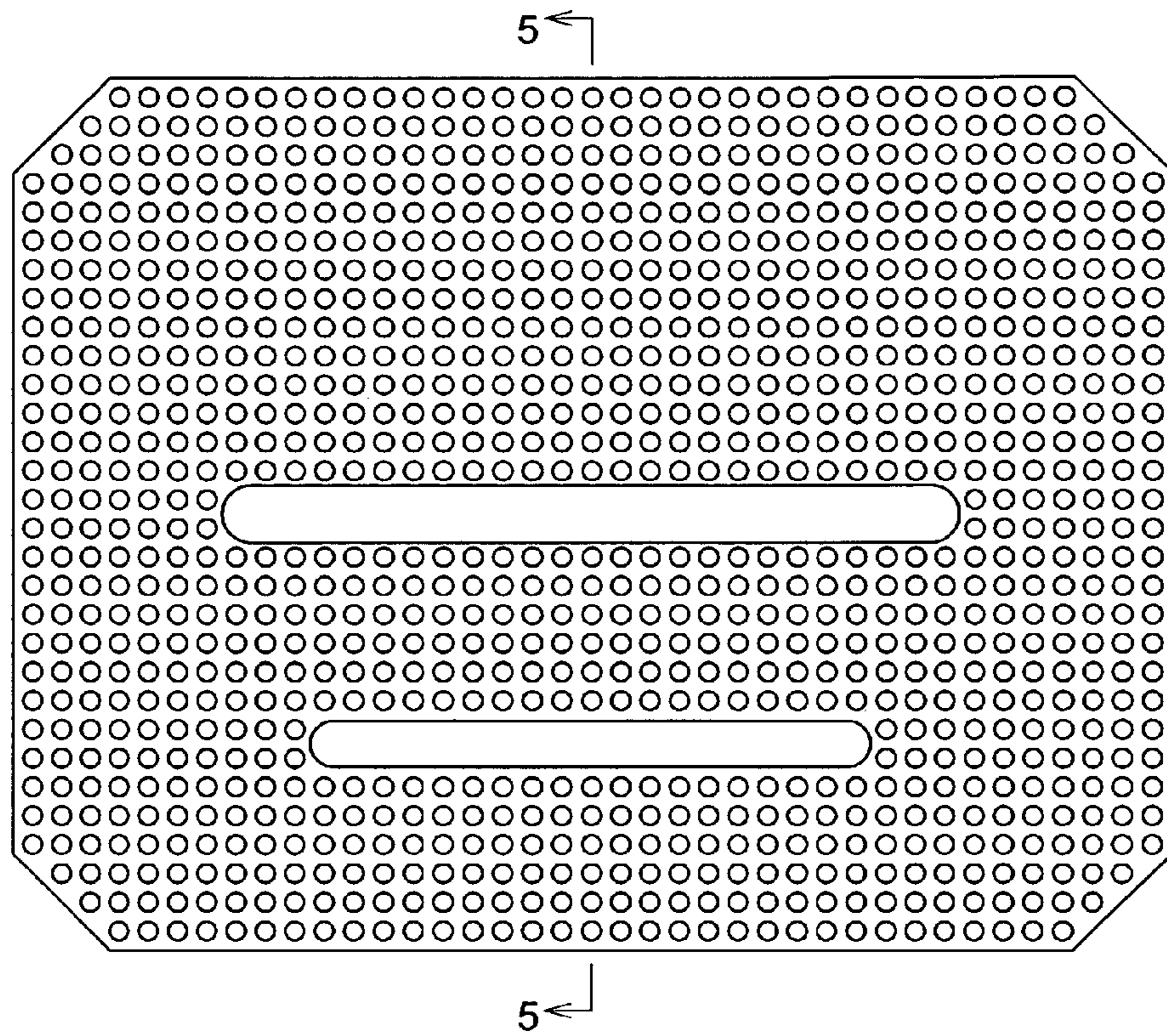


Fig. 2

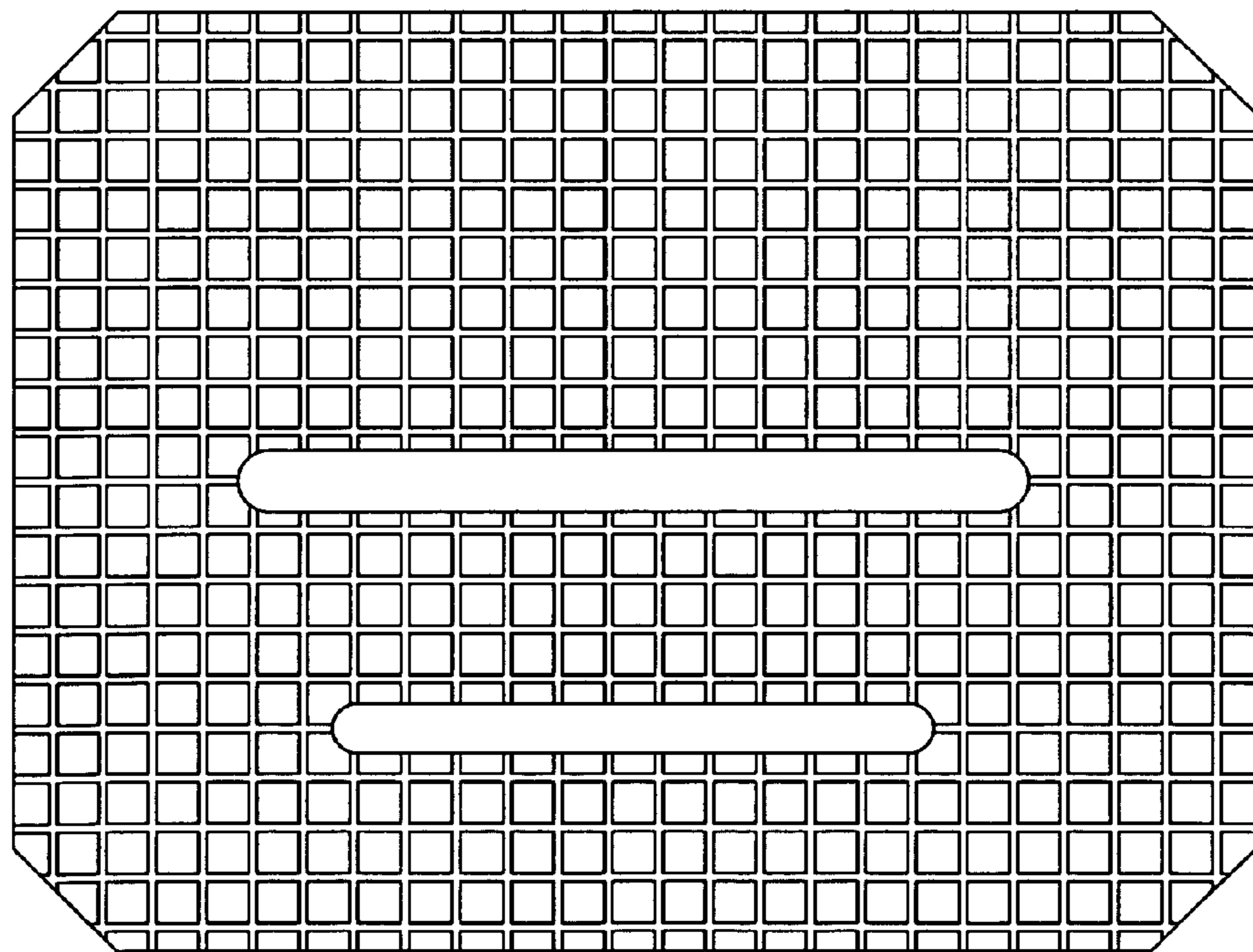


Fig. 3

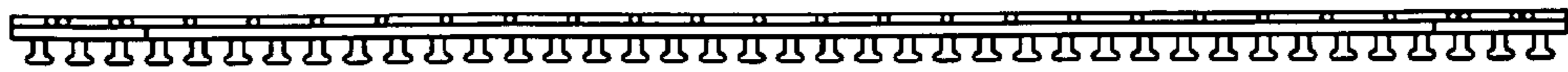


Fig. 4



Fig. 5

