



US00D586502S

(12) **United States Design Patent**  
**Tearle**

(10) **Patent No.:** **US D586,502 S**  
(45) **Date of Patent:** **\*\* Feb. 10, 2009**

(54) **CIGARETTE PACKET**

(75) Inventor: **Alan Douglas Tearle**, Southampton  
(GB)

(73) Assignee: **British American Tobacco**  
**(Investments) Limited**, London (GB)

(\*\*) Term: **14 Years**

(21) Appl. No.: **29/284,757**

(22) Filed: **Sep. 14, 2007**

(30) **Foreign Application Priority Data**

Mar. 16, 2007 (EM) ..... 000694930

(51) **LOC (9) Cl.** ..... **27-06**

(52) **U.S. Cl.** ..... **D27/189**

(58) **Field of Classification Search** ..... 206/236-241,  
206/249-251, 254-255, 256-259, 261-275;  
D27/185-192; D9/430, 432; 229/160.1  
See application file for complete search history.

(56) **References Cited**

**U.S. PATENT DOCUMENTS**

1,853,219	A *	4/1932	Newton	.....	206/742
3,127,083	A *	3/1964	Guyer	.....	206/250
3,165,249	A *	1/1965	Peck	.....	206/238
4,607,748	A *	8/1986	Focke	.....	206/254
D316,816	S *	5/1991	Wiholm	.....	D9/432
D333,532	S *	2/1993	Campbell	.....	D27/189
6,435,342	B1 *	8/2002	Agnes	.....	206/268

D532,685	S *	11/2006	Reussner	.....	D9/432
D548,592	S *	8/2007	Kudo et al.	.....	D9/432
2005/0236283	A1 *	10/2005	Ito	.....	206/271

\* cited by examiner

*Primary Examiner*—Jennifer Rivard

(74) *Attorney, Agent, or Firm*—Charles I. Sherman;  
Middleton Reutlinger

(57) **CLAIM**

The ornamental design for the cigarette packet, as shown and described.

**DESCRIPTION**

FIG. 1 is a perspective view of an embodiment of the design of the present invention with both lids in a closed position;

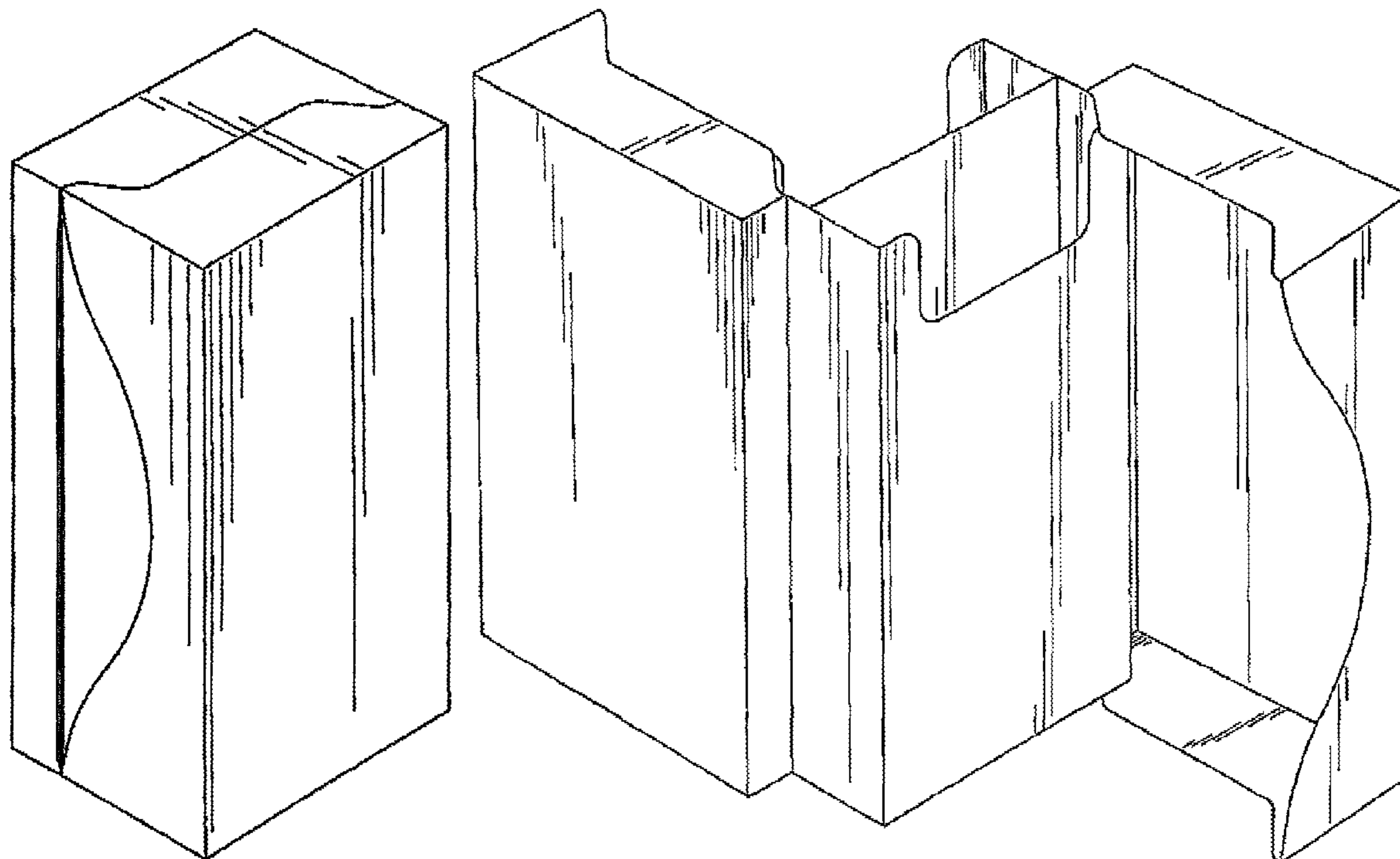
FIG. 2 is front view of the embodiment of the design of FIG. 1 with both lids in a closed position. The back view thereof being identical;

FIG. 3 is a side view of the embodiment of the design of FIG. 1 with both lids in a closed position. The other side view thereof being identical;

FIG. 4 is a top view of the embodiment of the design of FIG. 1 with both lids in a closed position. The bottom view thereof being identical; and,

FIG. 5 is a perspective view of the embodiment of the design of FIG. 1 with both lids in an open position. The opposite perspective view thereof being identical.

**1 Claim, 3 Drawing Sheets**



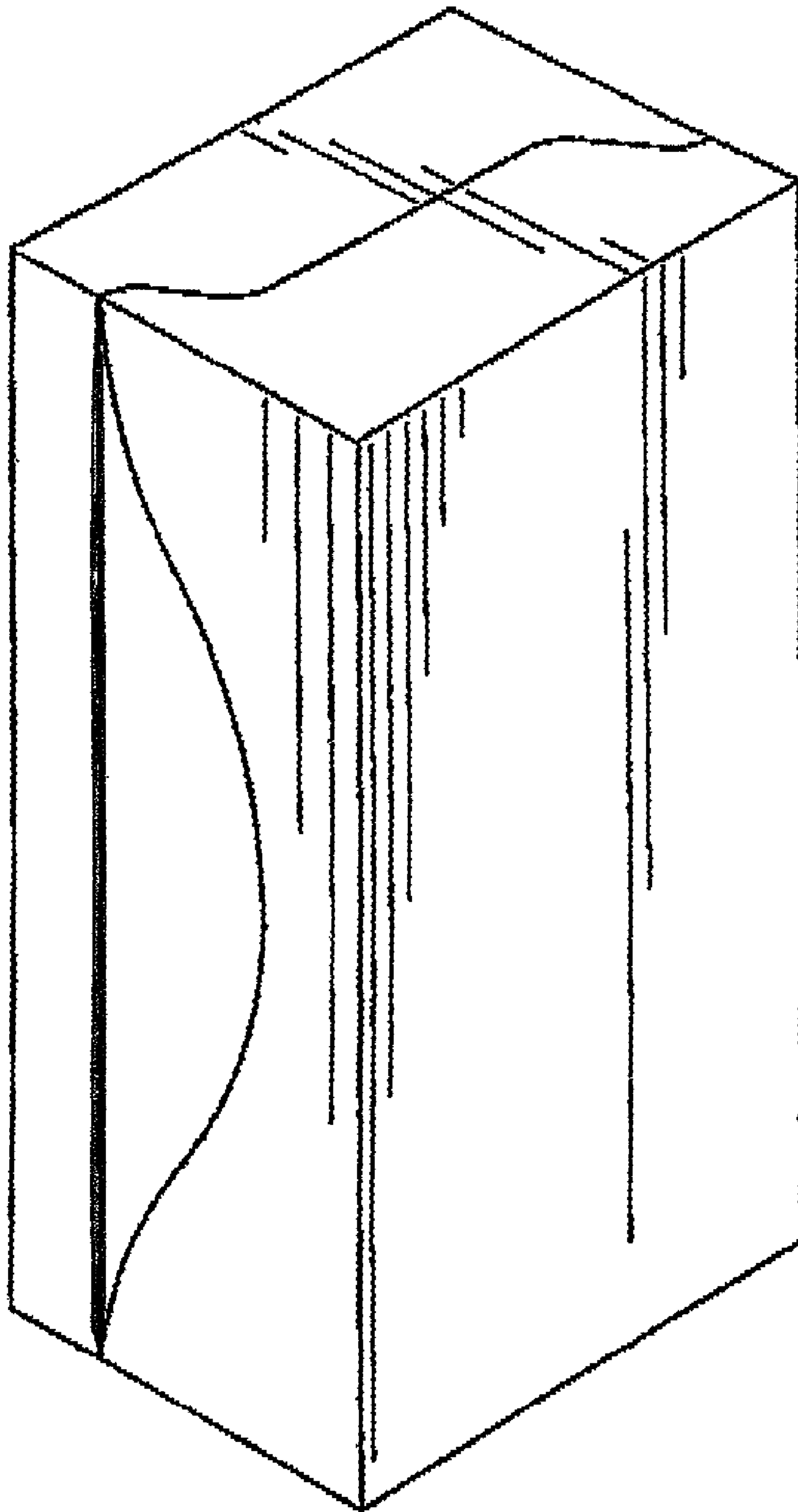


FIG. 1




FIG. 2

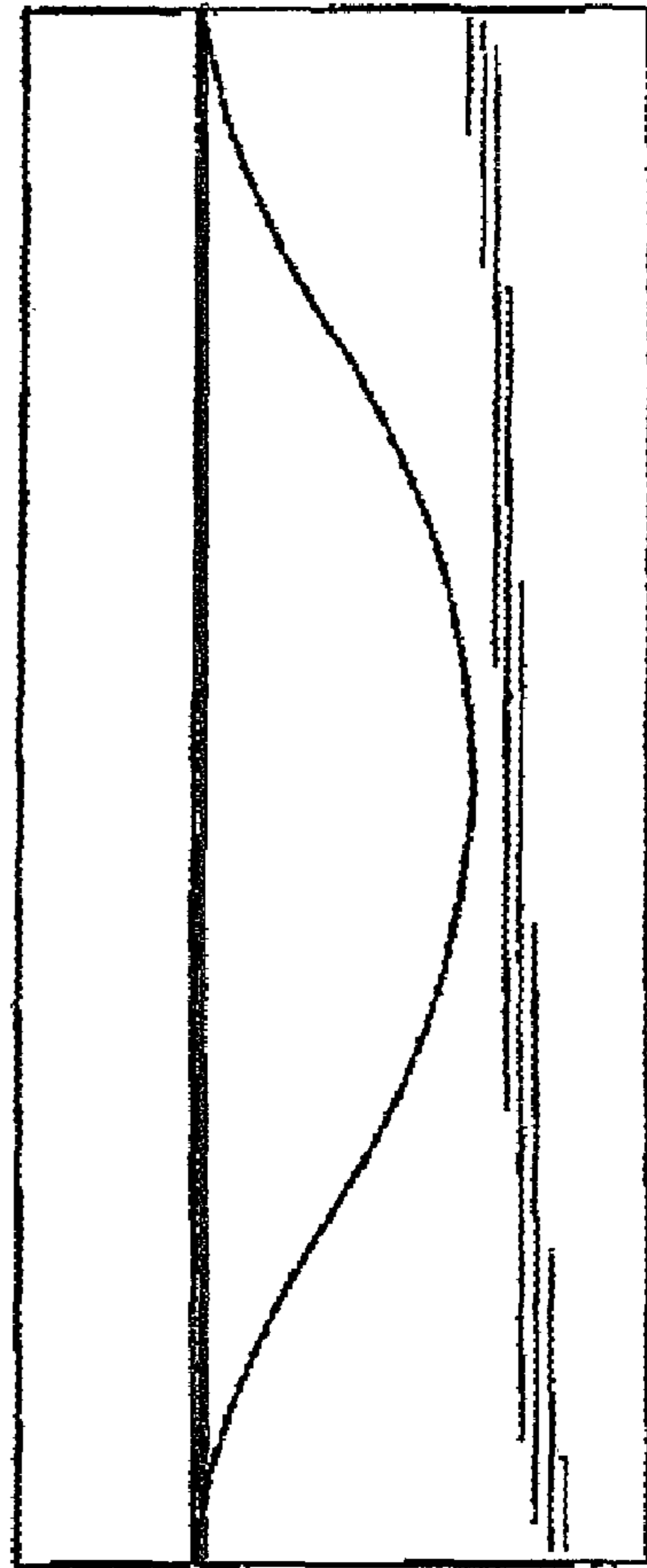


FIG. 3

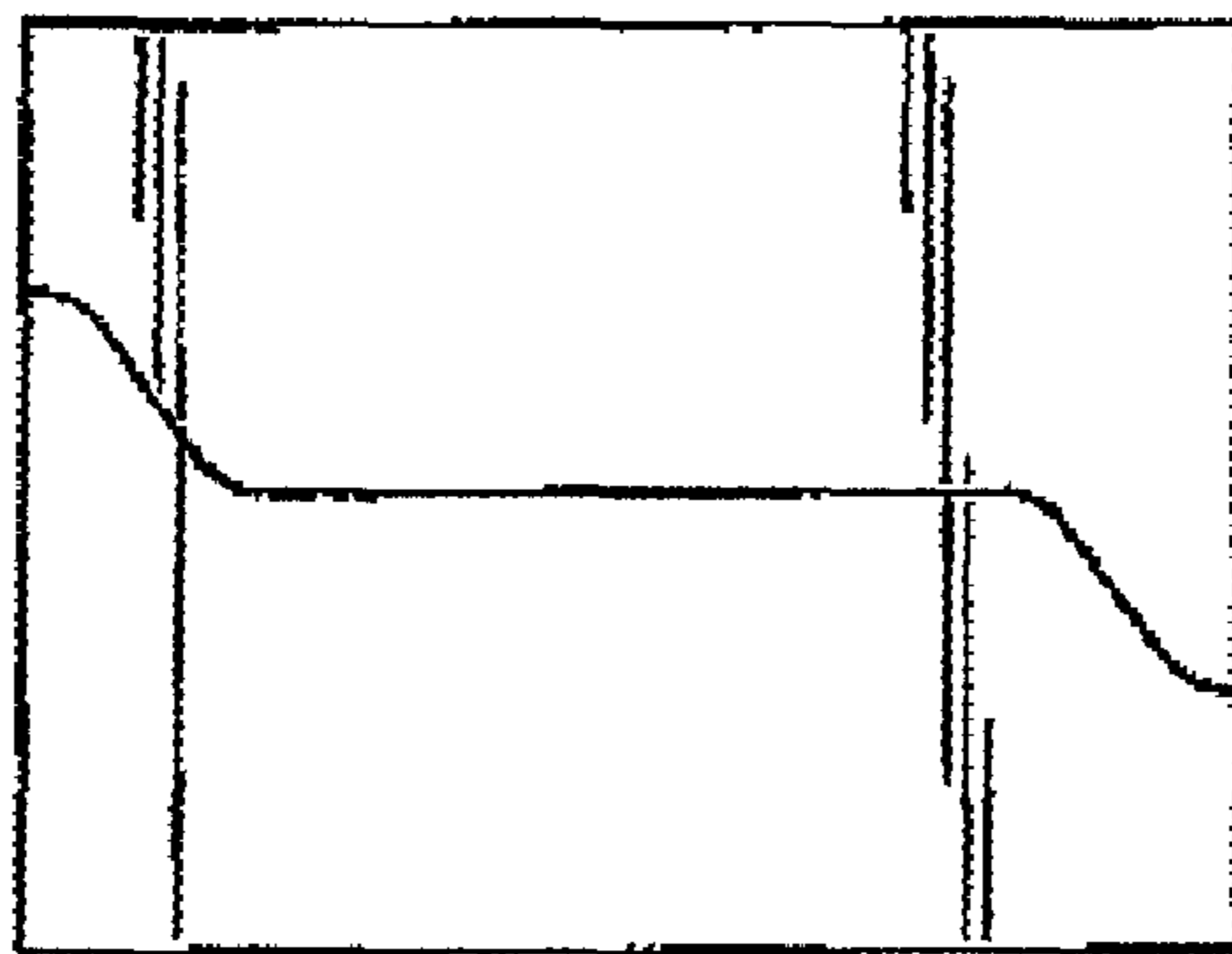


FIG. 4

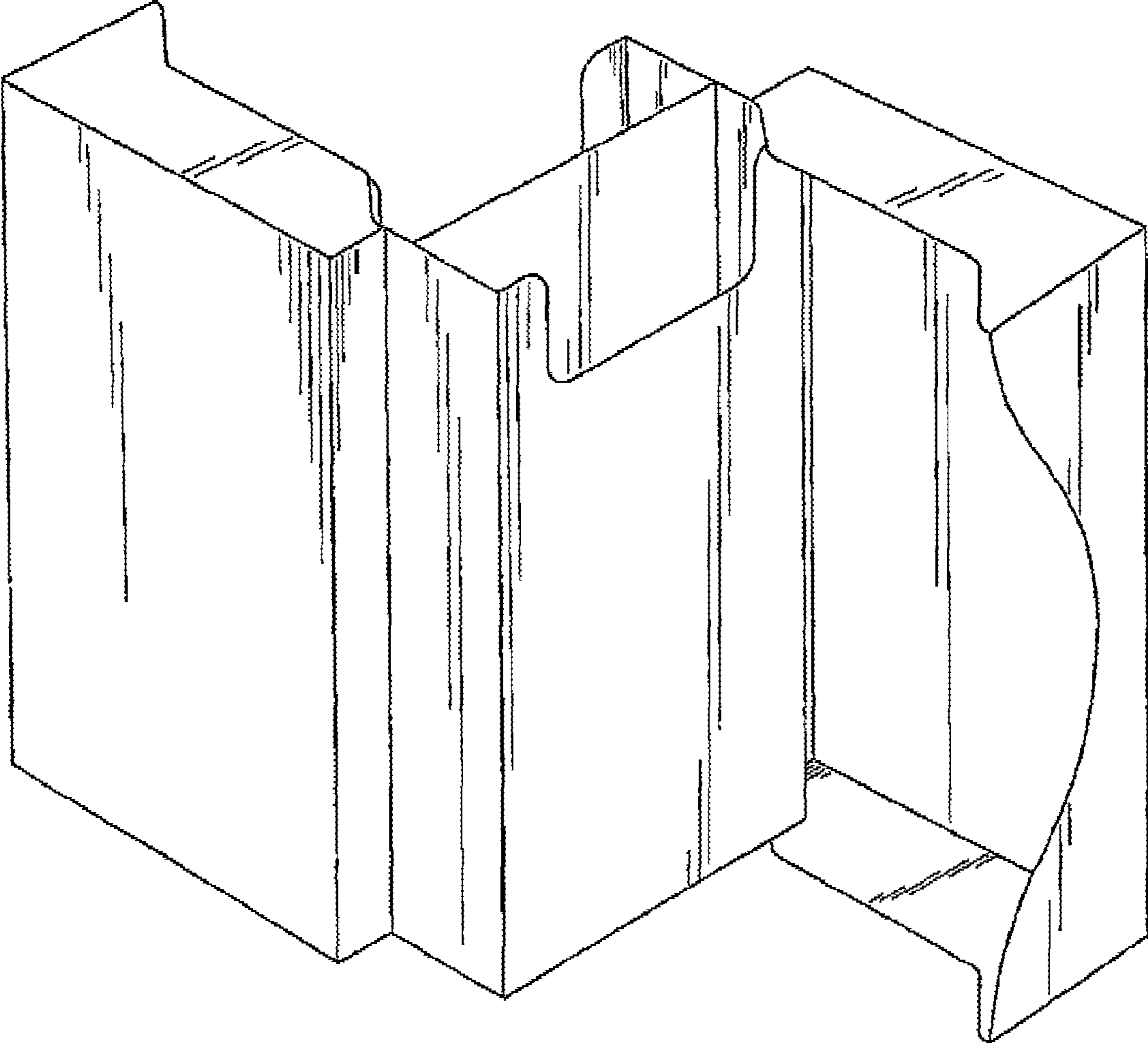


FIG. 5