



US00D586492S

(12) **United States Design Patent**
Copeland

(10) **Patent No.:** **US D586,492 S**

(45) **Date of Patent:** **** Feb. 10, 2009**

(54) **LIGHT**

(75) **Inventor:** **Steve A. Copeland, Barrie (CA)**

(73) **Assignee:** **American Tack and Hardware Co., Inc., Saddle River, NJ (US)**

(**) **Term:** **14 Years**

(21) **Appl. No.:** **29/323,760**

(22) **Filed:** **Aug. 29, 2008**

(51) **LOC (9) Cl.** **26-03**

(52) **U.S. Cl.** **D26/83; D26/76**

(58) **Field of Classification Search** D26/72,
D26/76, 83, 89, 120, 121; 362/147, 404,
362/453-456, 451, 488, 490, 319, 325, 354,
362/520-522

See application file for complete search history.

(56) **References Cited**

U.S. PATENT DOCUMENTS

D125,927 S *	3/1941	Parisson	D26/76
D134,353 S *	11/1942	Cadwallader	D26/120
D134,830 S *	1/1943	Cadwallader	D26/120
D140,107 S *	1/1945	Lippincott	D26/76
2,673,914 A *	3/1954	Sundt	362/306
D189,256 S *	11/1960	Rothman	D26/76
D221,986 S *	9/1971	Taylor	D26/83

6,247,828 B1 *	6/2001	Herst	362/354
D449,402 S *	10/2001	Echito	D26/76
D498,018 S *	11/2004	Sieczkowski	D26/76
D572,400 S *	7/2008	Benensohn	D26/76

* cited by examiner

Primary Examiner—Clare E Heflin

(74) *Attorney, Agent, or Firm*—Hedman & Costigan P.C.;
Kathleen A. Costigan

(57) **CLAIM**

The ornamental design for a light, as shown and described.

DESCRIPTION

FIG. 1 is a front and left side perspective view of a light showing my new design;

FIG. 2 is a front elevational view thereof;

FIG. 3 is a back elevational view thereof;

FIG. 4 is a left side elevational view thereof;

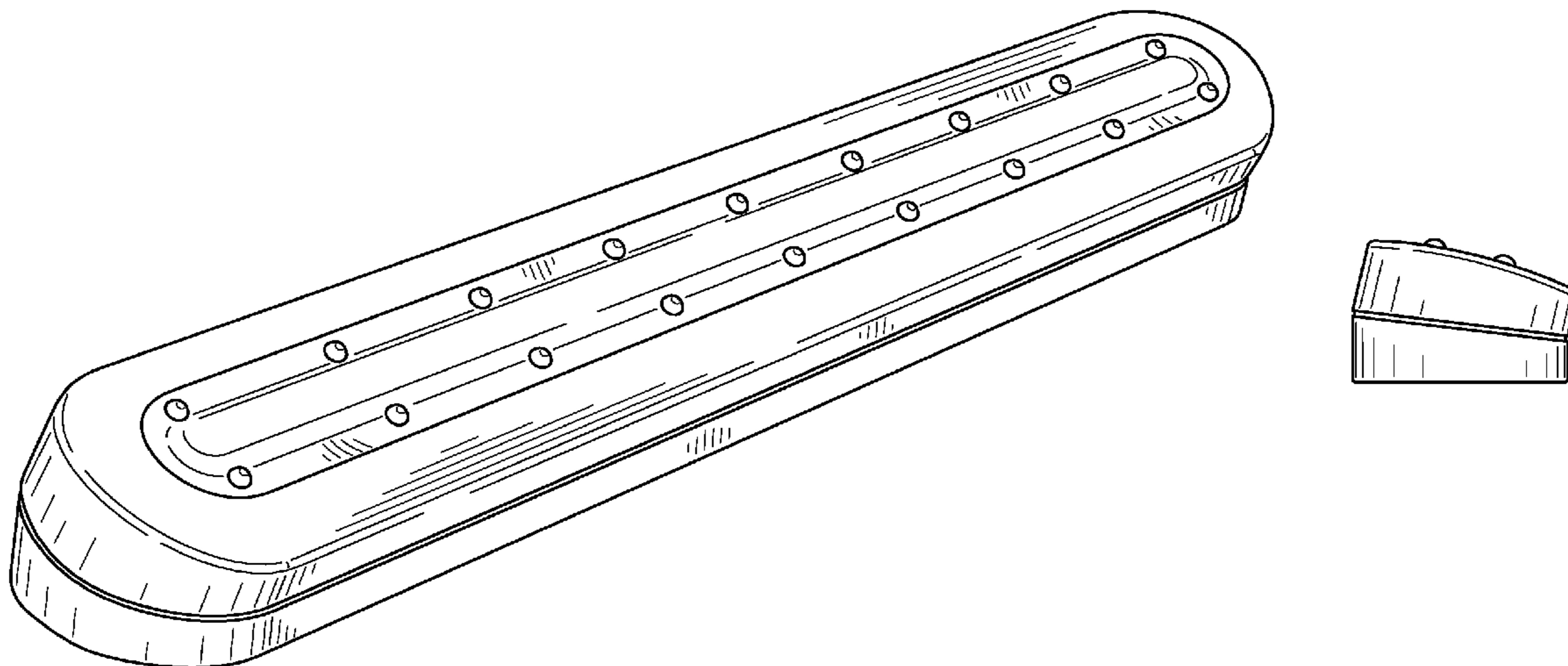
FIG. 5 is a right side elevational view thereof;

FIG. 6 is a top plan view thereof; and,

FIG. 7 is a bottom plan view thereof.

The broken lines in FIG. 7 depict environment only and form no part of the claimed design.

1 Claim, 3 Drawing Sheets



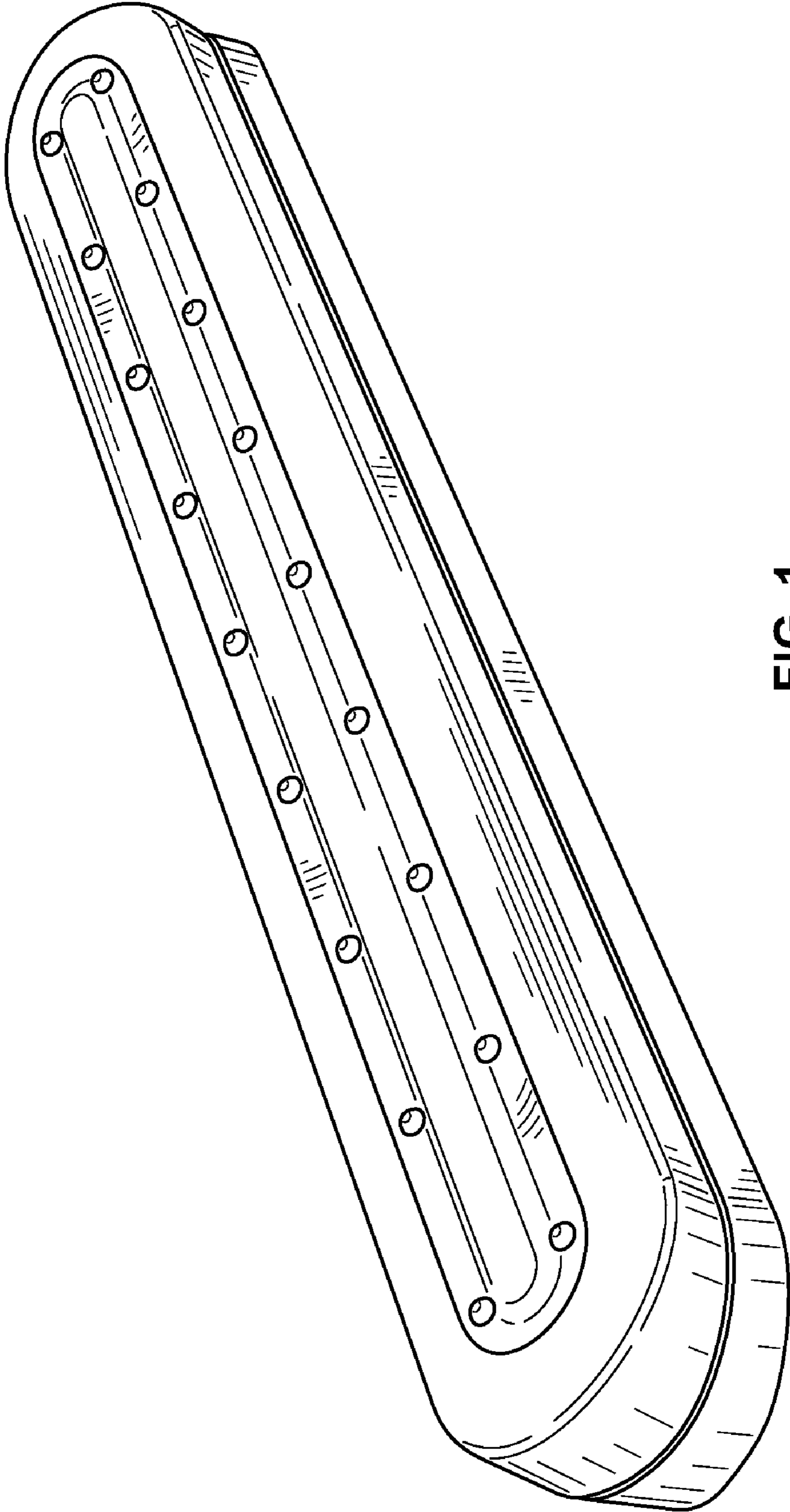


FIG. 1

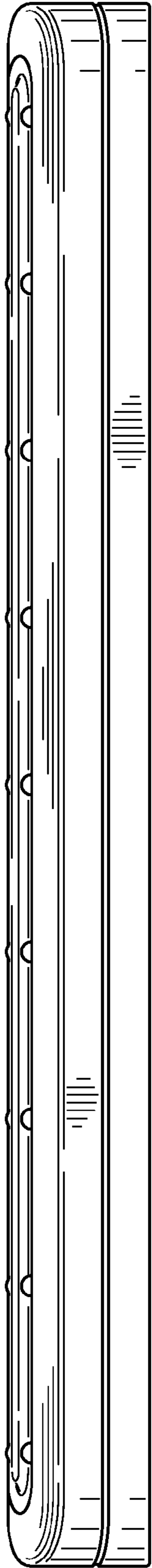


FIG. 2

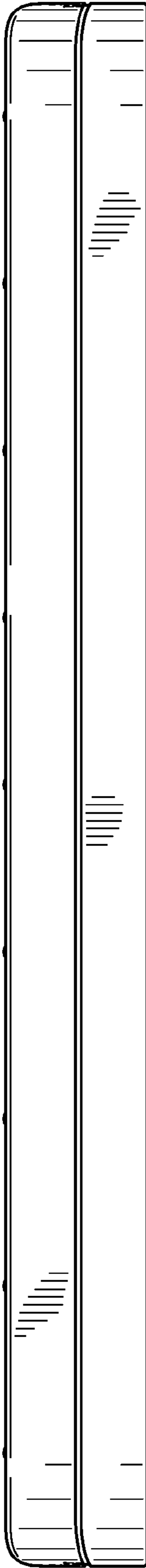


FIG. 3




FIG. 5




FIG. 4

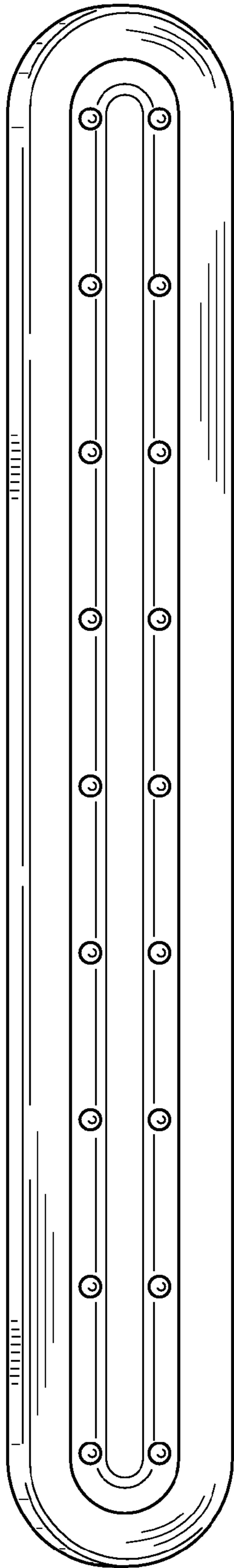


FIG. 6




FIG. 7