



US00D586481S

(12) **United States Design Patent**  
**Blair**

(10) **Patent No.:** **US D586,481 S**

(45) **Date of Patent:** **\*\* Feb. 10, 2009**

(54) **POST BASE COVER**

D503,813 S \* 4/2005 Steffes et al. .... D25/133

(76) Inventor: **Randy Blair**, 1262 La Colina Dr.,  
Tustin, CA (US) 92780

\* cited by examiner

*Primary Examiner*—Doris Clark

(\*\*) Term: **14 Years**

(74) *Attorney, Agent, or Firm*—Gene Scott; Patent Law &  
Venture Group

(21) Appl. No.: **29/255,150**

(57) **CLAIM**

(22) Filed: **Mar. 2, 2006**

The ornamental design for a “post base cover,” as shown and  
described.

(51) **LOC (9) Cl.** ..... **25-01**

(52) **U.S. Cl.** ..... **D25/133**

(58) **Field of Classification Search** ..... D25/133,  
D25/38, 43, 39, 126; 52/720.2, 721.5, 736.3,  
52/296, 736.4, 297, 737.4, 707, 737.5, 165,  
52/146, 706, 170, 169.14, 166; 256/59, 65.01,  
256/68, 72, 65.02, 65.04, 65.08, 65.14, 65.11,  
256/65.15, 65.16

**DESCRIPTION**

See application file for complete search history.

FIG. 1 is a perspective view of the present post base cover;  
FIG. 2 is a front elevational view thereof; the rear elevational  
view, left side elevational view and right side elevational  
views being identical thereto;

FIG. 3 is a top plan view thereof; and,

FIG. 4 is a bottom plan view thereof.

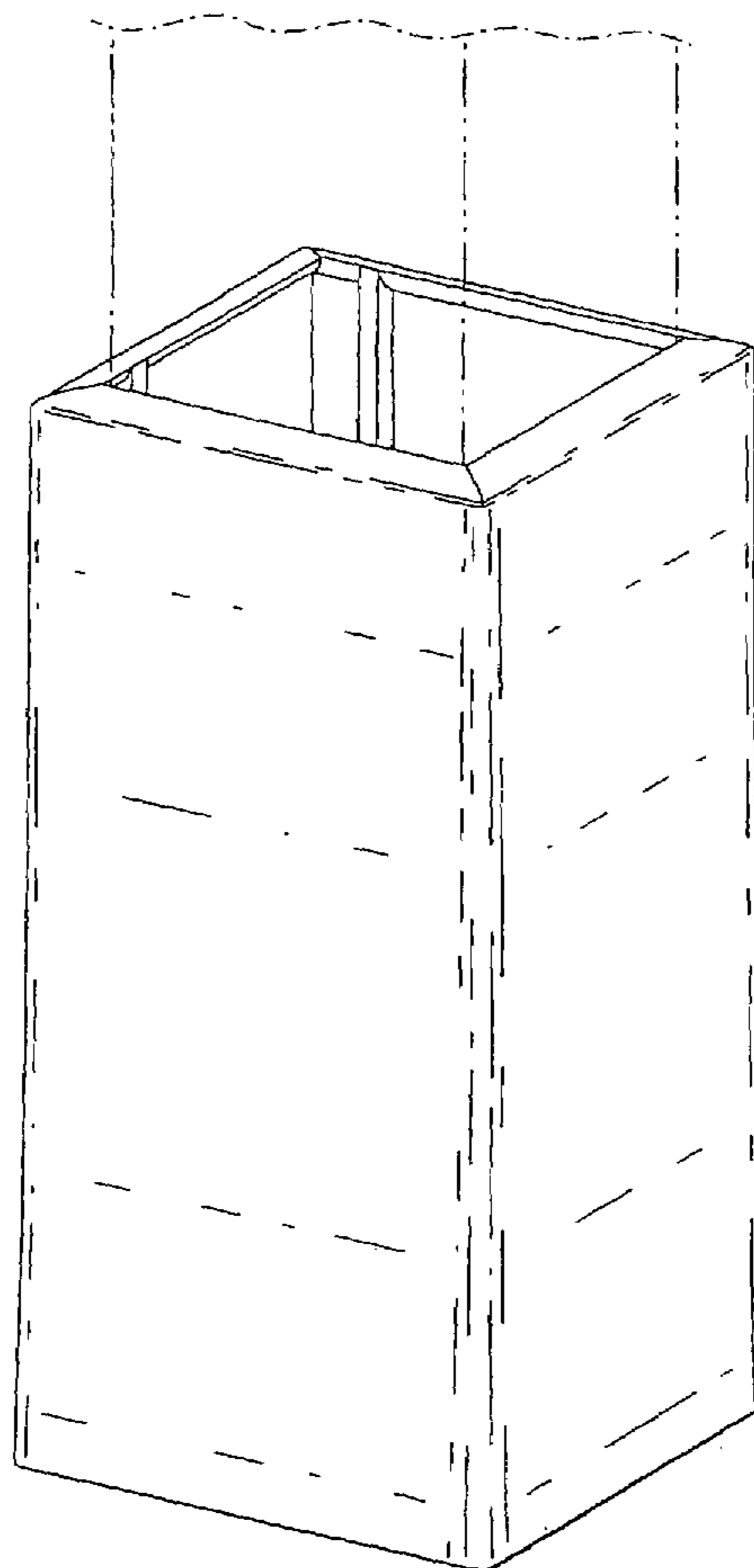
(56) **References Cited**


The broken line environmental structure in FIG. 1 is for  
illustrative purposes only and forms no part of the claimed  
design.

**U.S. PATENT DOCUMENTS**


- 4,038,802 A \* 8/1977 Bajorek et al. .... 52/720.2
- D443,937 S \* 6/2001 Prokop ..... D25/133

**1 Claim, 2 Drawing Sheets**

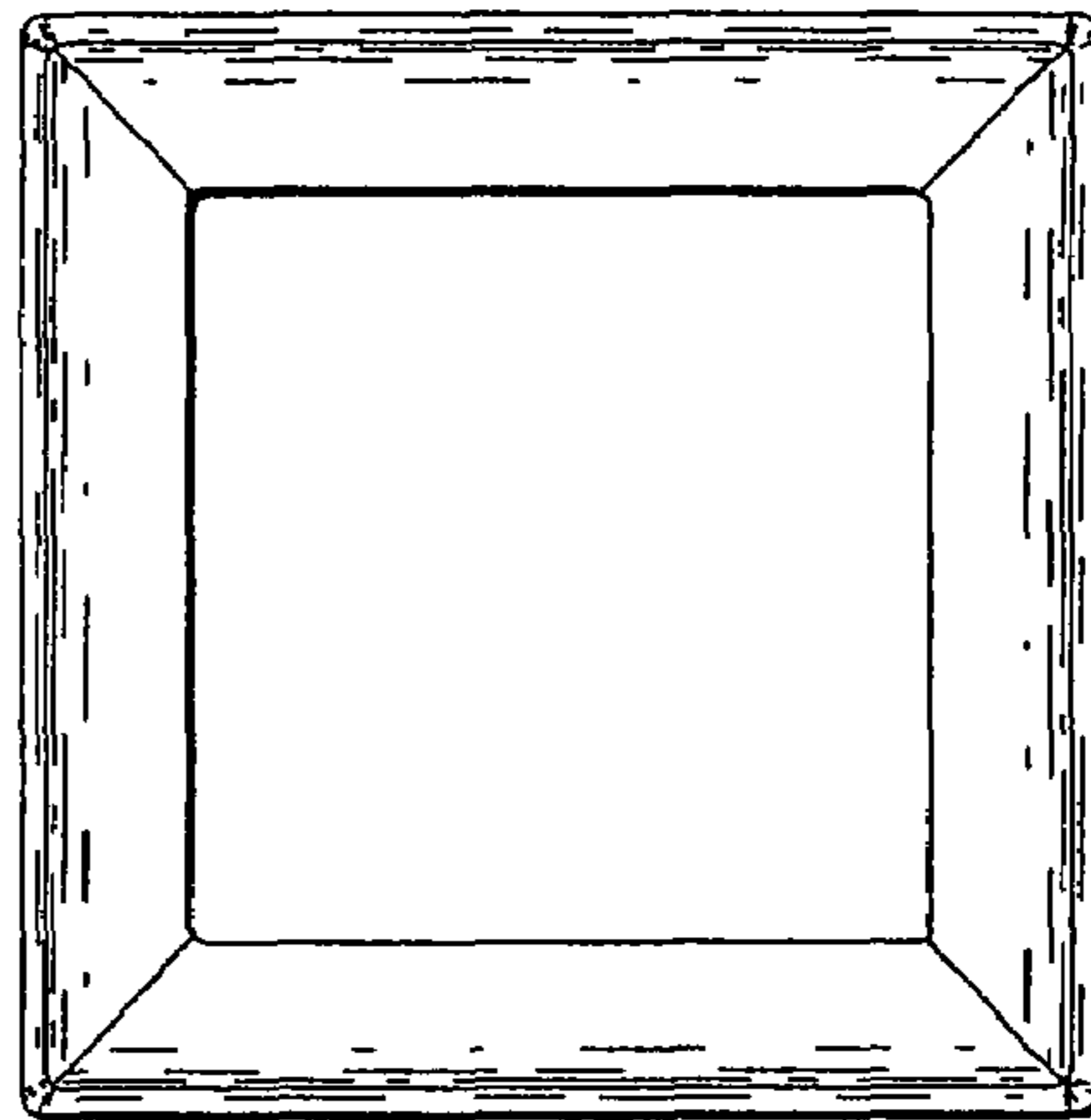




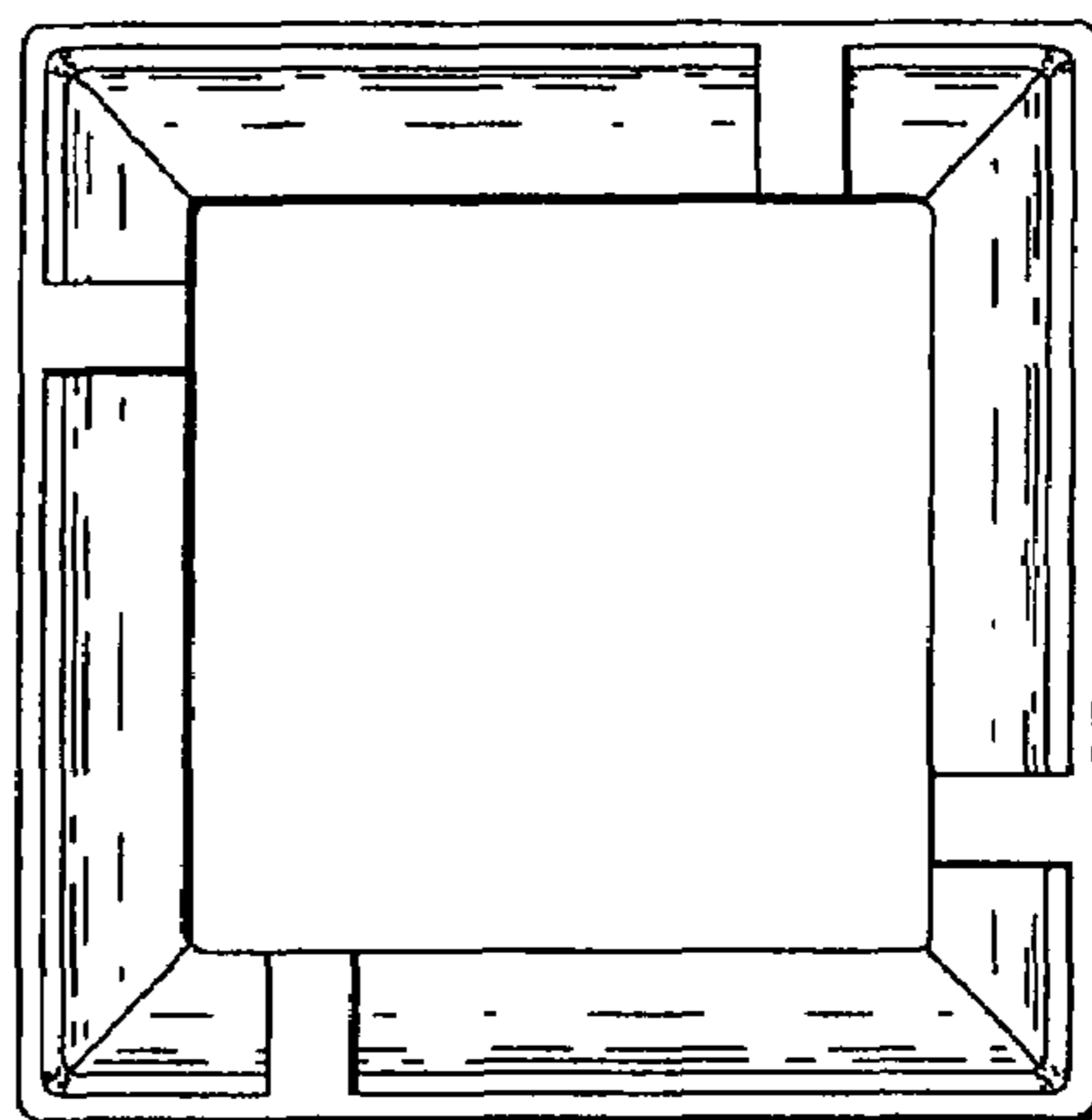
*Fig. 1*



*Fig. 2*



*Fig. 3*



*Fig. 4*