



US00D586478S

(12) **United States Design Patent**
Price et al.

(10) **Patent No.:** **US D586,478 S**
(45) **Date of Patent:** **** Feb. 10, 2009**

(54) **FRONT SURFACE OF A WINDOW SILL**

(75) Inventors: **Raymond R. Price**, Rochester, MN (US); **Gerald P. Price**, Rochester, MN (US)

(73) Assignee: **Alliance Concrete Concepts Inc.**, Rochester, MN (US)

(**) Term: **14 Years**

(21) Appl. No.: **29/296,717**

(22) Filed: **Oct. 26, 2007**

(51) **LOC (9) Cl.** **25-01**

(52) **U.S. Cl.** **D25/113**

(58) **Field of Classification Search** D25/102–118,
D25/164, 52; D21/484–491, 499–502; 405/284–286;
404/27–31, 37–39, 42; 52/503–505, 574–576,
52/596–608, 612

See application file for complete search history.

(56) **References Cited**

U.S. PATENT DOCUMENTS

D436,186 S *	1/2001	Boone	D25/113
D448,856 S *	10/2001	Boone	D25/113
D448,861 S *	10/2001	Daniels et al.	D25/113
D486,246 S *	2/2004	Manthei	D25/113
D500,864 S *	1/2005	Klettenberg et al.	D25/113
D529,195 S *	9/2006	Mugge	D25/113

* cited by examiner

Primary Examiner—T. Chase Nelson

Assistant Examiner—Anhdao Doan

(74) *Attorney, Agent, or Firm*—Moore & Hansen, PLLP

(57) **CLAIM**

The ornamental design for a front surface of a window sill, as shown and described.

DESCRIPTION

FIG. 1 is a perspective view of a first embodiment of a front surface of a window sill incorporating the ornamental design in association with a window embedded in a wall (both shown in phantom);

FIG. 2 is a perspective view of the first embodiment (the wall and the window are omitted for clarity);

FIG. 3 is a front view of the first embodiment (the wall and the window are omitted for clarity);

FIG. 4 is a right side view of the first embodiment (the wall and the window are omitted for clarity);

FIG. 5 is a left side view of the first embodiment (the wall and the window are omitted for clarity);

FIG. 6 is a top view of the first embodiment (the wall and the window are omitted for clarity);

FIG. 7 is a bottom view of the first embodiment (the wall and the window are omitted for clarity);

FIG. 8 is a perspective view of a second embodiment of a front surface of a window sill incorporating the ornamental design;

FIG. 9 is a front view of the second embodiment;

FIG. 10 is a right side view of the second embodiment;

FIG. 11 is a left side view of the second embodiment;

FIG. 12 is a top view of the second embodiment;

FIG. 13 is a bottom view of the second embodiment;

FIG. 14 is a perspective view of a third embodiment of a front surface of a window sill incorporating the ornamental design;

FIG. 15 is a front view of the third embodiment;

FIG. 16 is a right side view of the third embodiment;

FIG. 17 is a left side view of the third embodiment;

FIG. 18 is a top view of the third embodiment; and,

FIG. 19 is a bottom view of the third embodiment.

The broken line showing of the wall and window in FIG. 1 represents the environment. The broken line showing of the back portion of the block is included for the purpose of illustrating a portion of the front surface of a window sill that forms no part of the claimed design. None of the broken lines form a part of the claimed design.

1 Claim, 19 Drawing Sheets

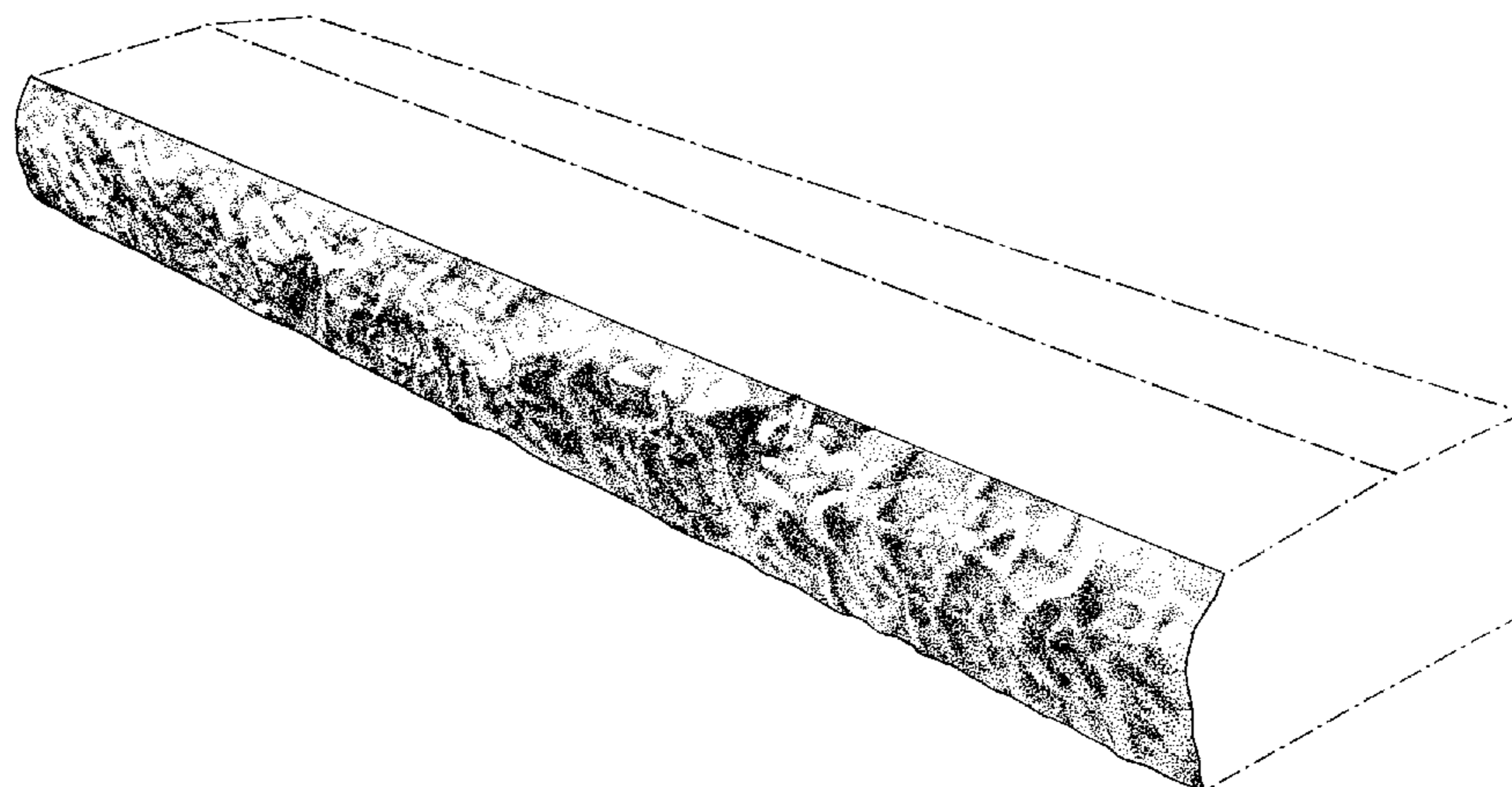
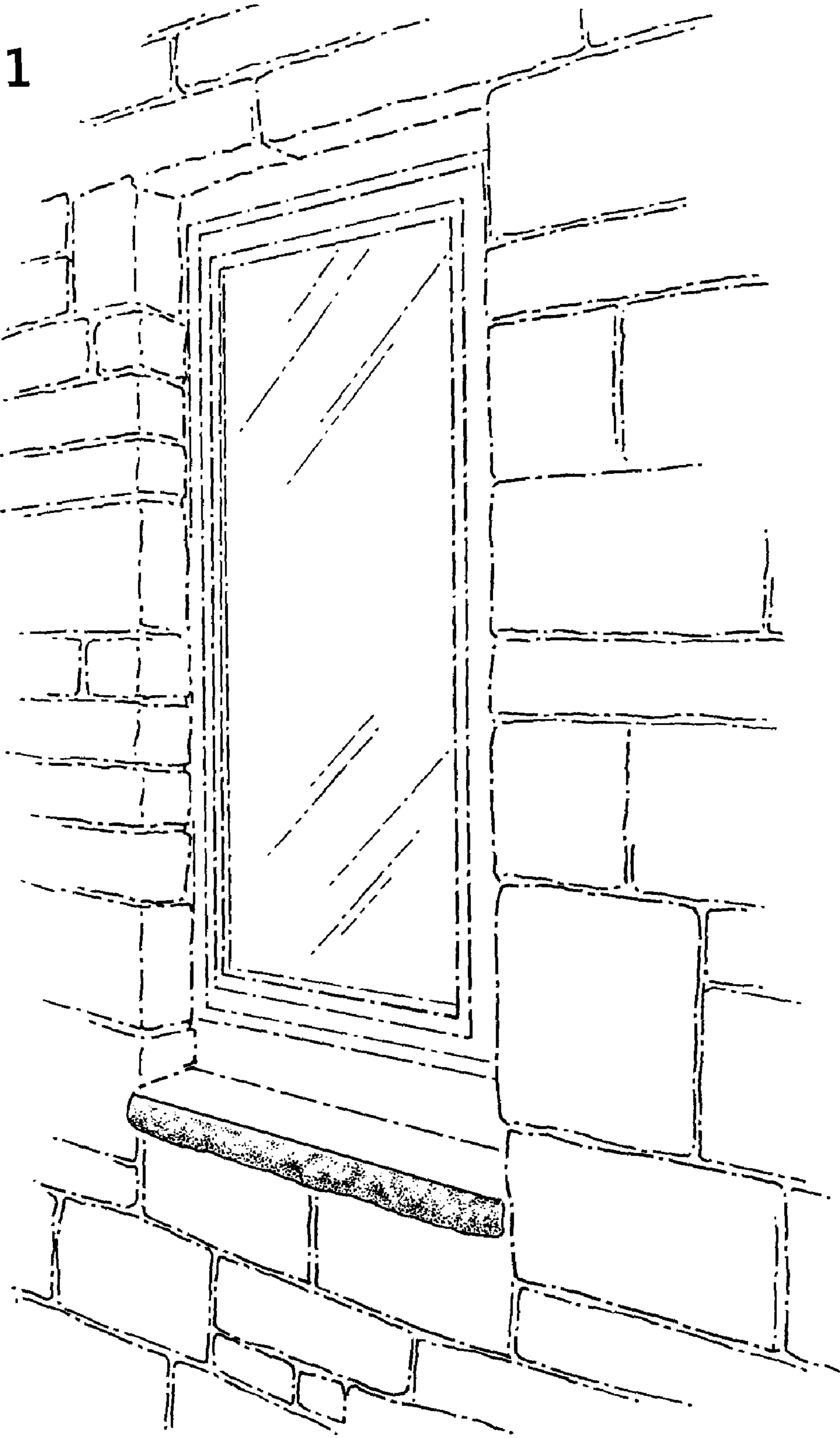


Fig. 1



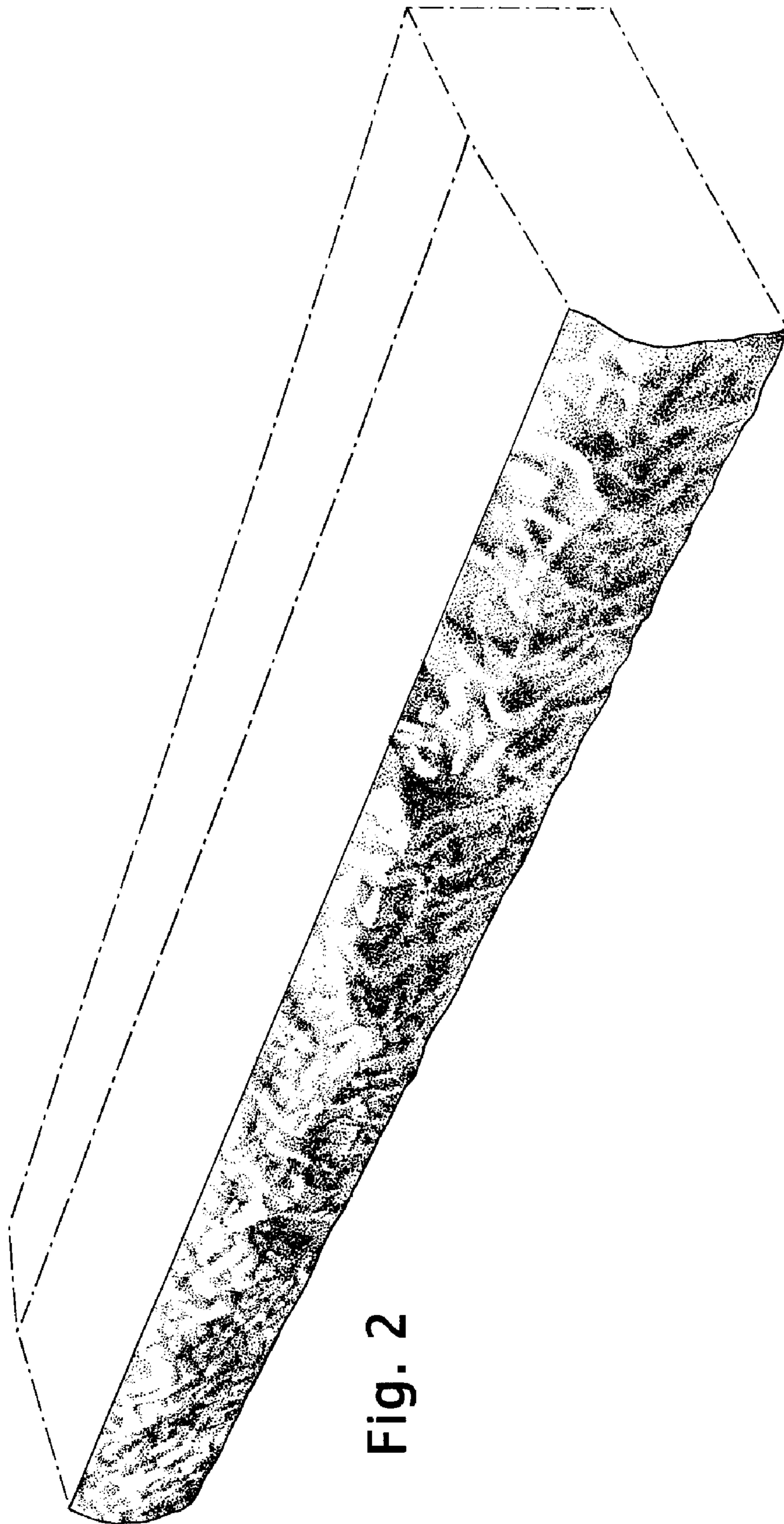


Fig. 2

Fig. 3



Fig. 4




Fig. 5




Fig. 6

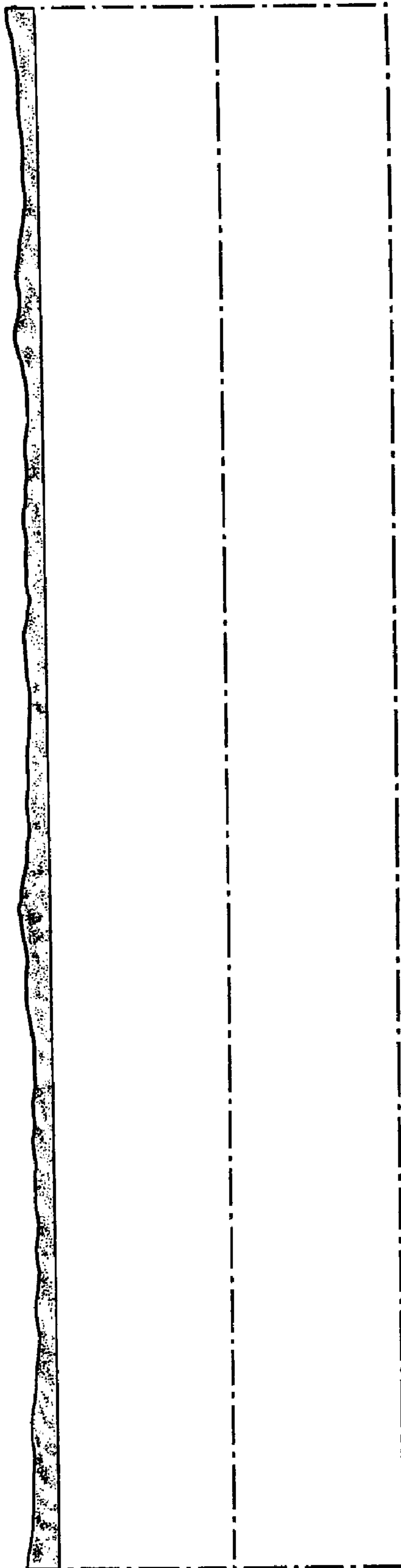



Fig. 7



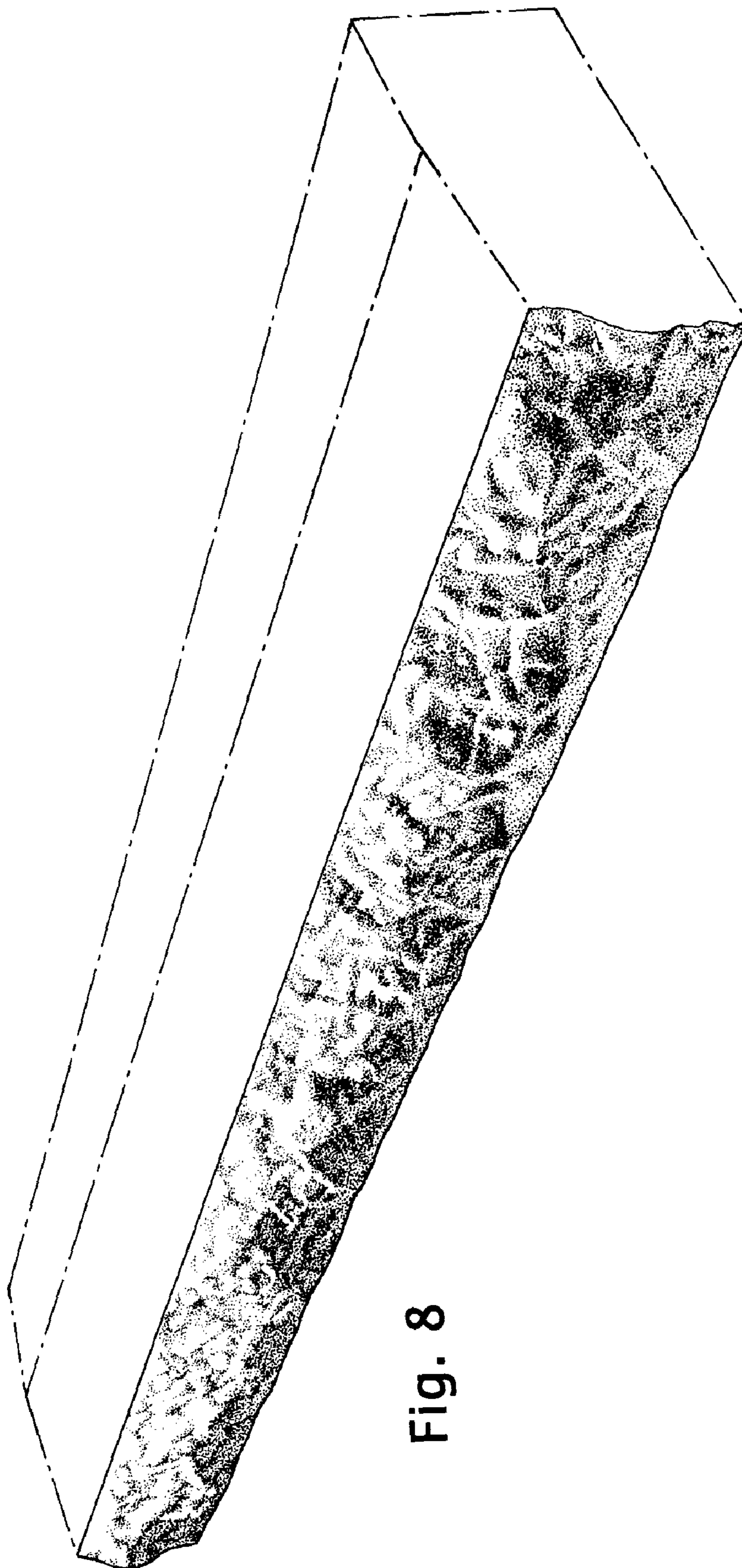


Fig. 8



Fig. 9

Fig. 10




Fig. 11




Fig. 12

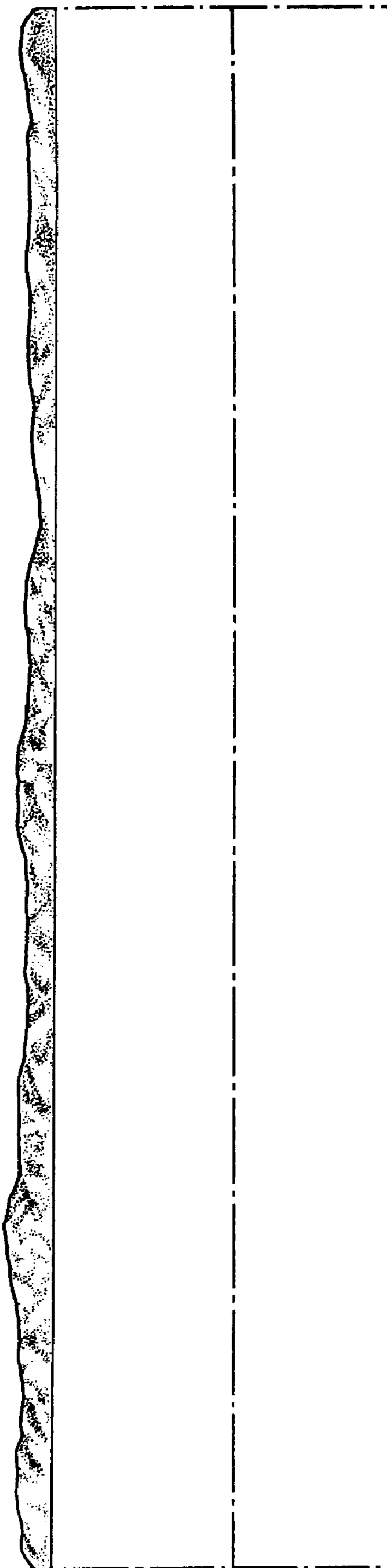



Fig. 13



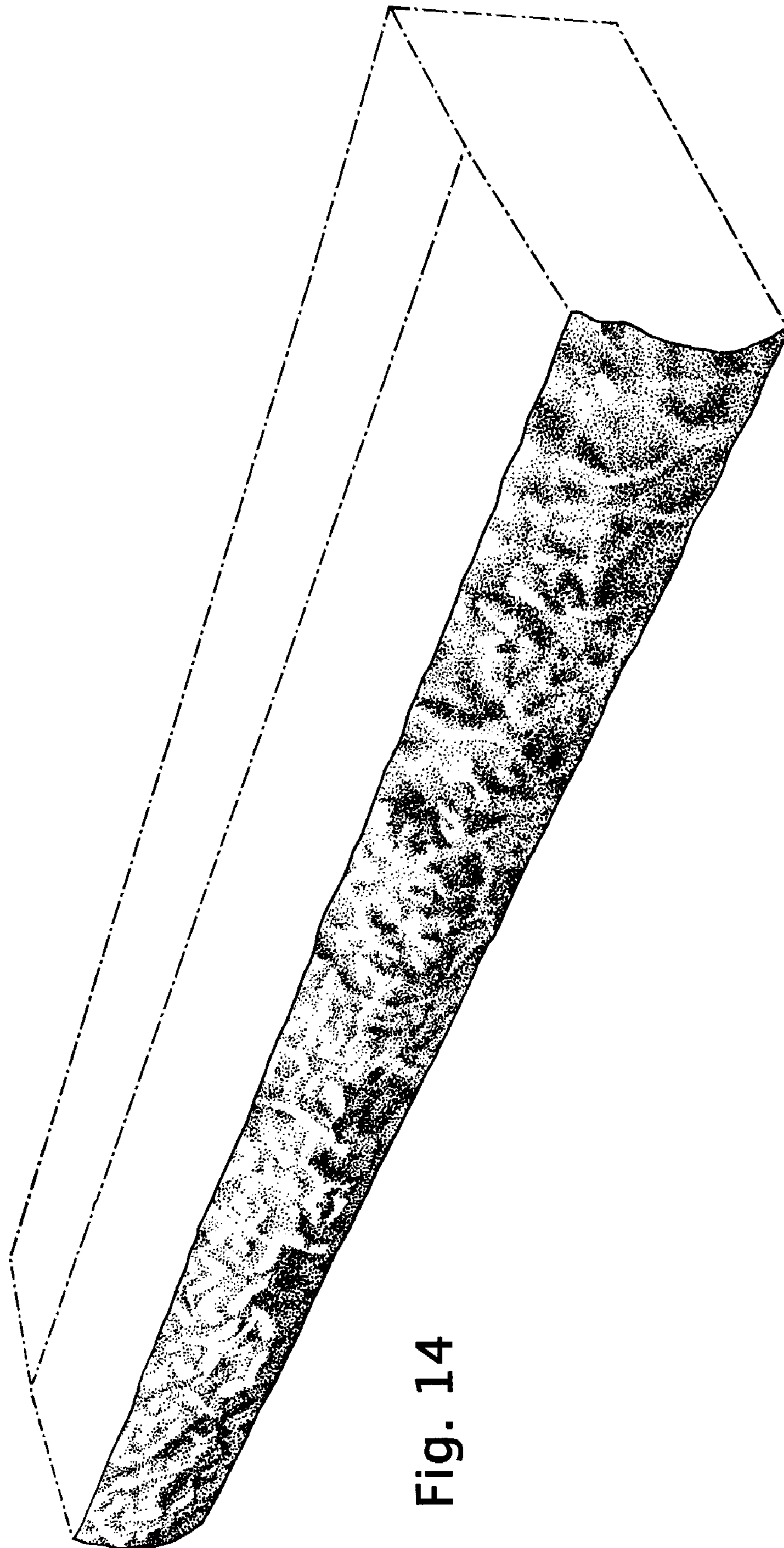


Fig. 14



Fig. 15

Fig. 16




Fig. 17


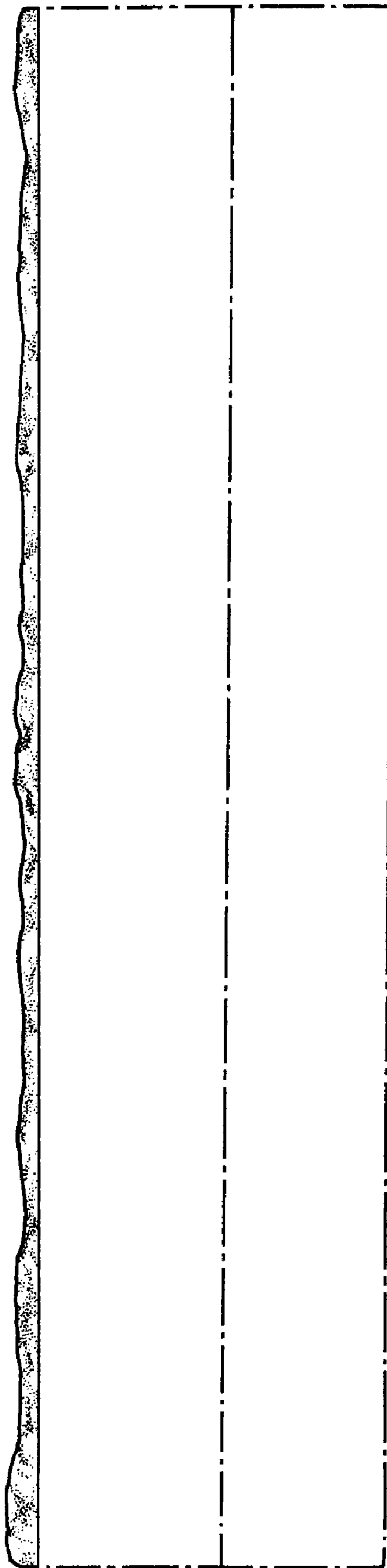


Fig. 18






Fig. 19