



US00D586461S

(12) **United States Design Patent**
Stallard

(10) **Patent No.:** **US D586,461 S**
(45) **Date of Patent:** **** Feb. 10, 2009**

(54) **PORT PLUG FOR A RESPIRATORY MASK**

(75) Inventor: **Philip Thomas Stallard**, Denistone East (AU)

(73) Assignee: **ResMed Limited**, Bella Vista (AU)

(**) Term: **14 Years**

(21) Appl. No.: **29/290,638**

(22) Filed: **Dec. 28, 2007**

Related U.S. Application Data

(63) Continuation of application No. 29/272,816, filed on Feb. 20, 2007, now Pat. No. Des. 564,088, which is a continuation of application No. 29/251,704, filed on Jan. 12, 2006, now abandoned.

(51) **LOC (9) Cl.** **29-02**

(52) **U.S. Cl.** **D24/110.1; D24/110.4; D24/110.5**

(58) **Field of Classification Search** D24/110.1, D24/110.4, 110.5; 128/205.25, 206.21, 206.26, 128/206.27, 207.11, 207.13, 207.17
See application file for complete search history.

(56) **References Cited**

U.S. PATENT DOCUMENTS

6,439,230 B1 8/2002 Gunaratnam et al.
D486,907 S 2/2004 Guney et al.

D519,207 S 4/2006 Raje et al.
2002/0157672 A1 10/2002 Gunaratnam et al.
2004/0118406 A1 6/2004 Lithgow et al.

OTHER PUBLICATIONS

Stallard, Parent U.S. Appl. No. 29/272,816, filed Feb. 20, 2007.
Stallard, Grandparent U.S. Appl. No. 29/251,704, filed Jan. 12, 2006.

Primary Examiner—Ian Simmons

Assistant Examiner—Christopher Lee

(74) *Attorney, Agent, or Firm*—Nixon & Vanderhye P.C.

(57) **CLAIM**

The ornamental design for a port plug for a respiratory mask, as shown and described.

DESCRIPTION

FIG. 1 is a perspective view of a port plug for a respiratory mask according to an embodiment of my design;

FIG. 2 is a rear view thereof;

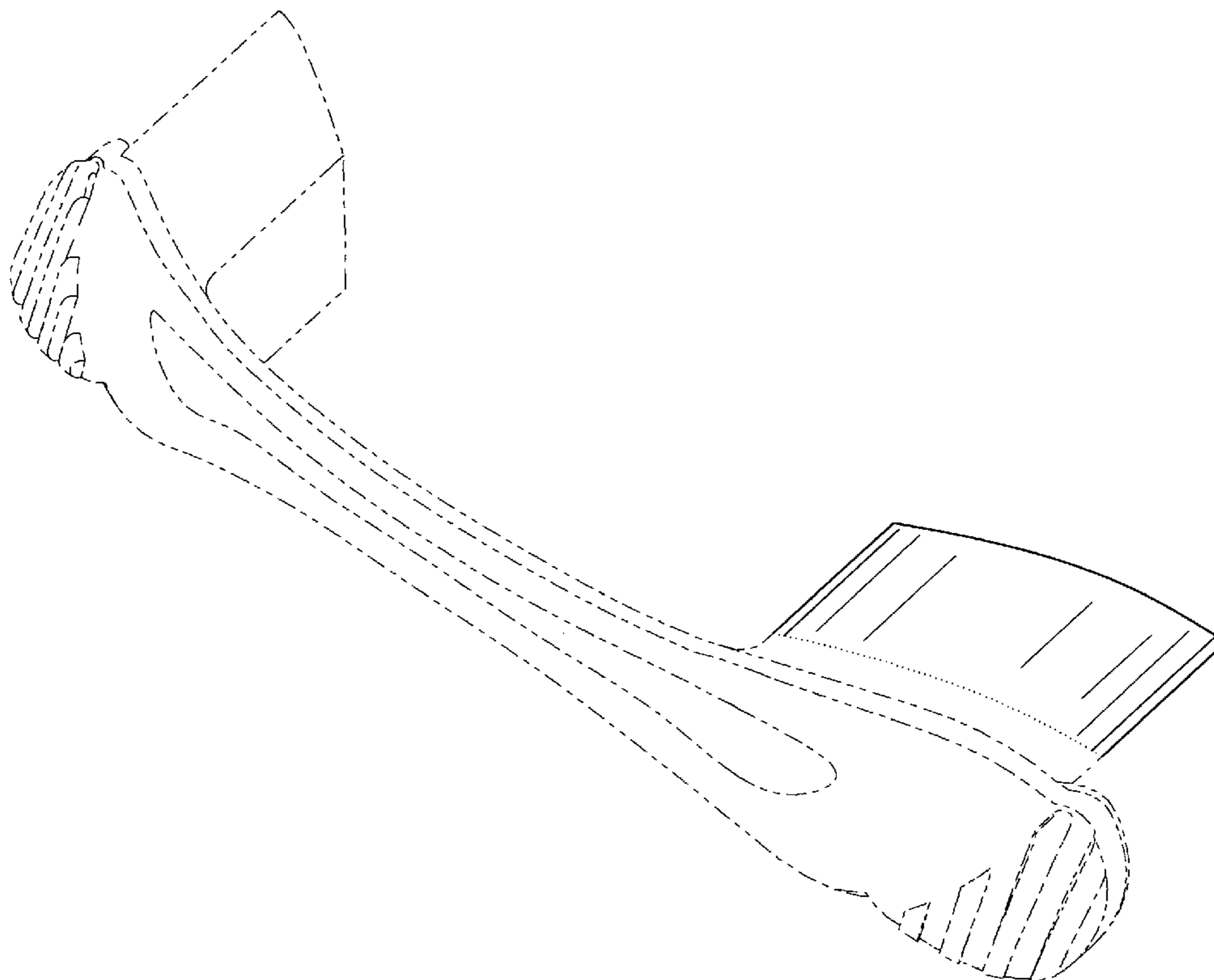
FIG. 3 is a right side view thereof;

FIG. 4 is a top view thereof; and,

FIG. 5 is a bottom view thereof.

Where included, broken lines showing environment or structure are for illustrative purposes only and form no part of the claimed design. Where included, dotted lines represent the border between claimed and unclaimed subject matter and form no part of the claimed design.

1 Claim, 2 Drawing Sheets



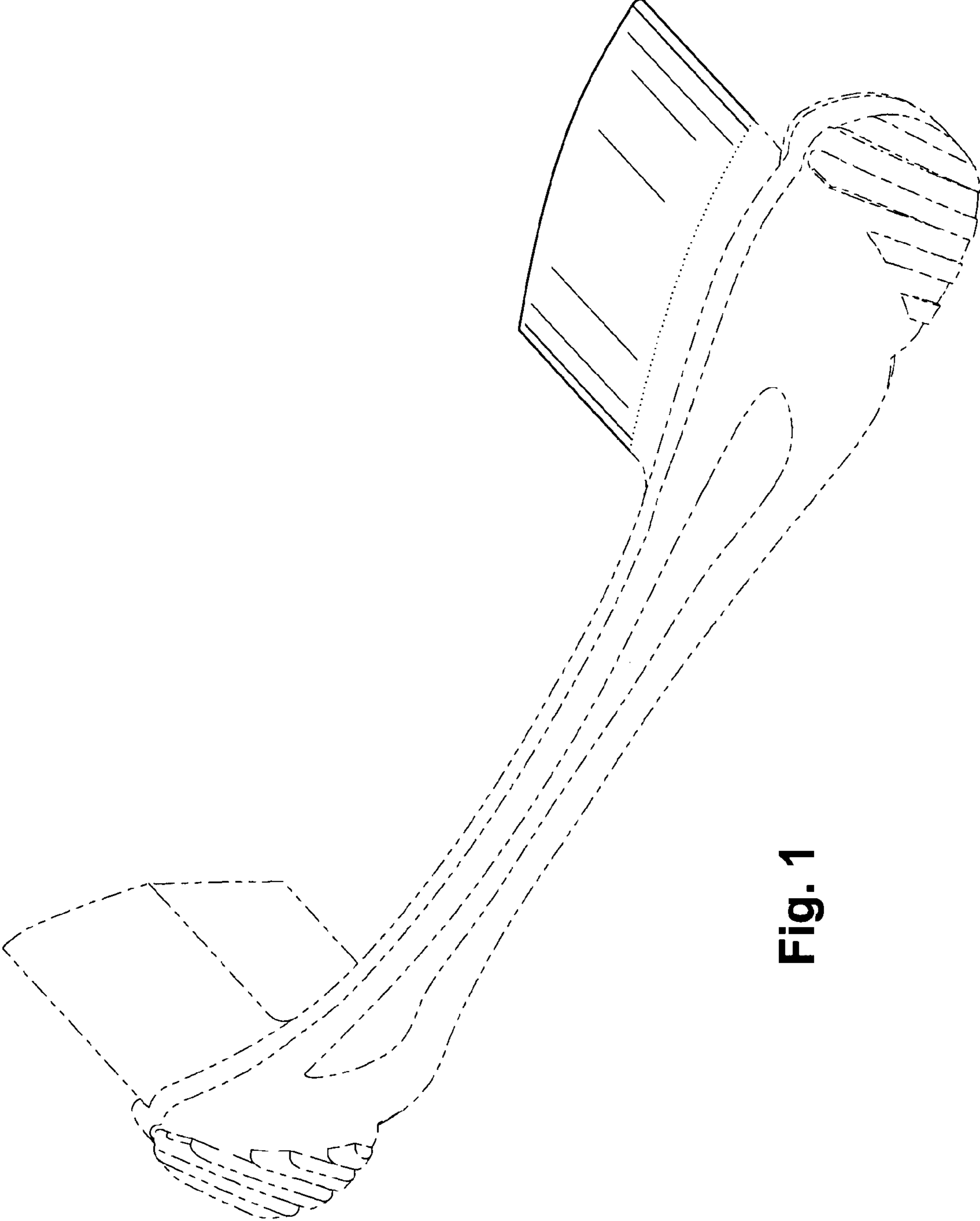


Fig. 1

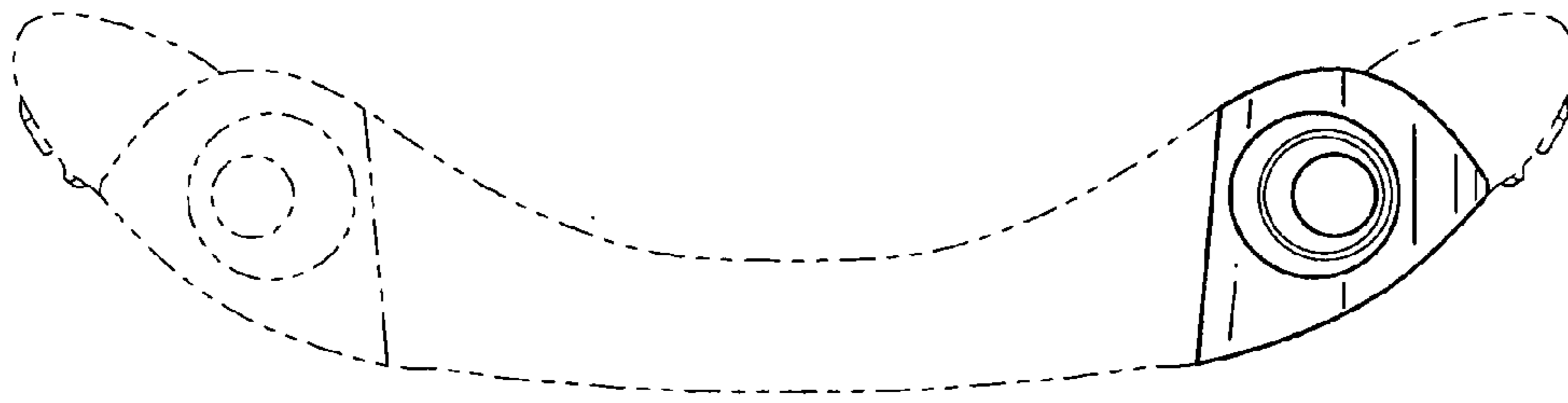


Fig. 2

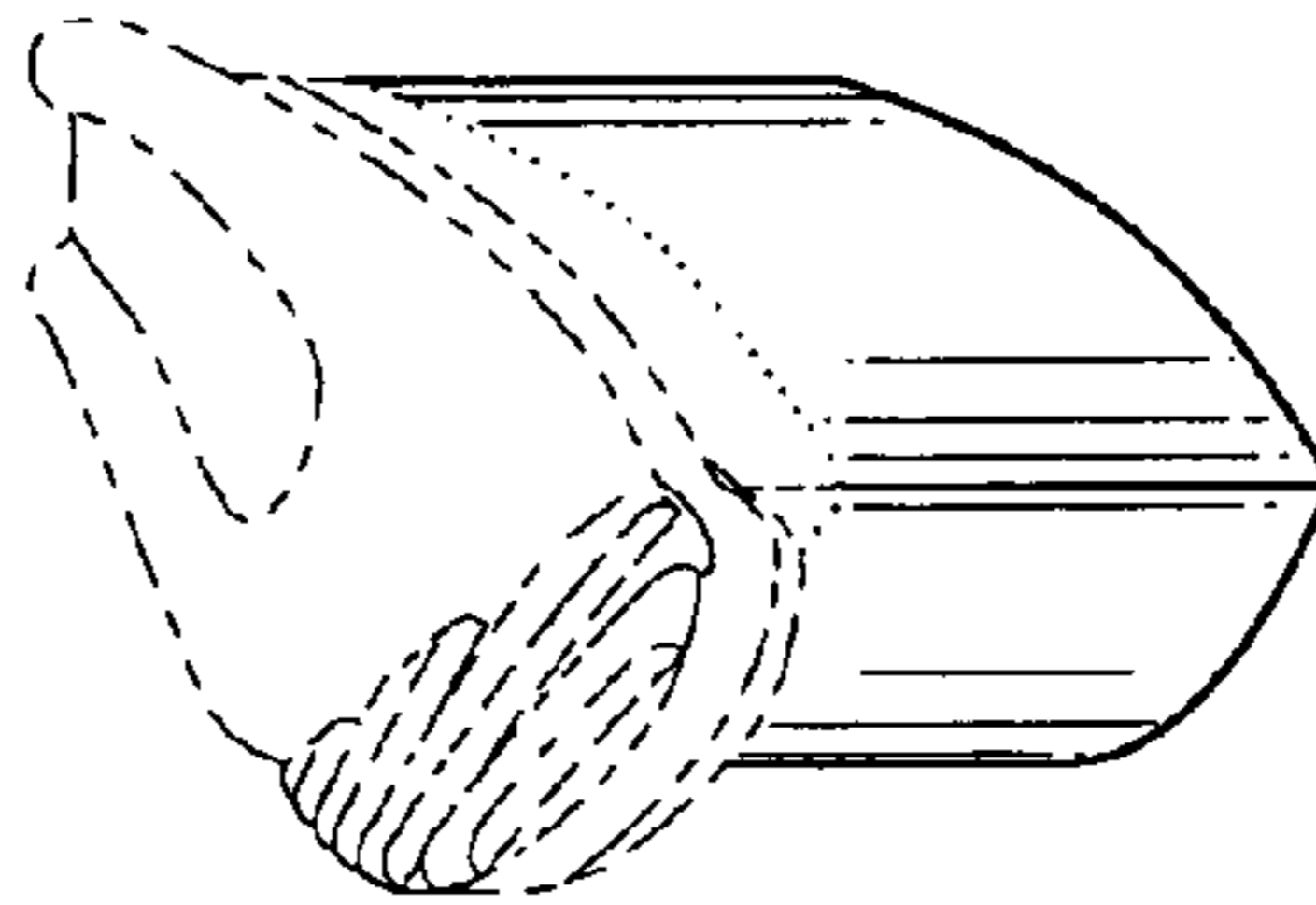


Fig. 3

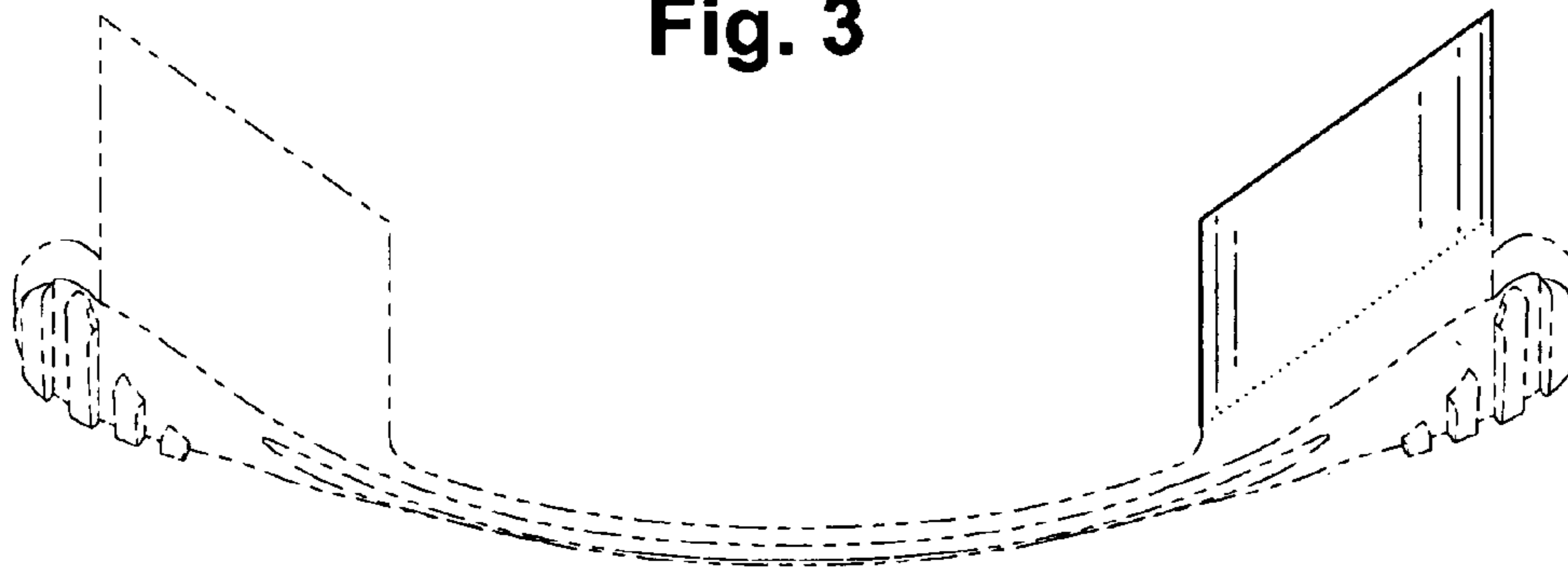


Fig. 4

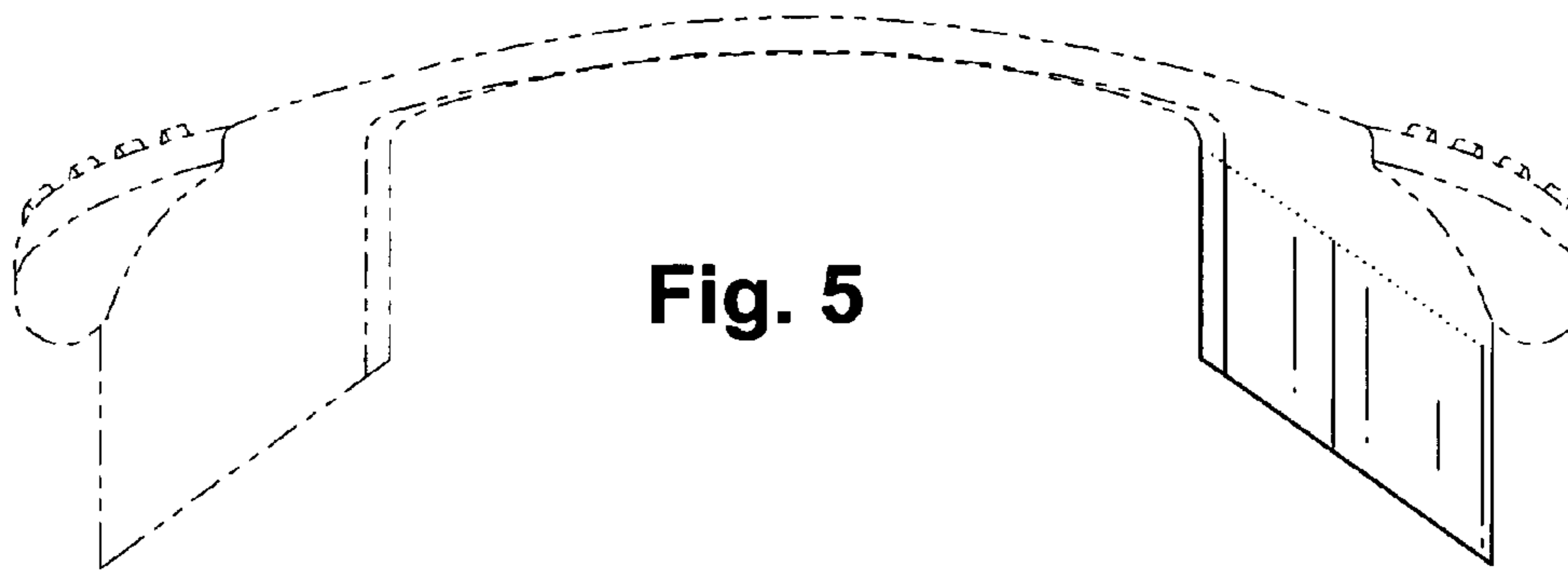


Fig. 5