



US00D586455S

(12) **United States Design Patent**  
**Guthrie**

(10) **Patent No.:** **US D586,455 S**

(45) **Date of Patent:** **\*\* Feb. 10, 2009**

(54) **COMBINED VENTILATION FAN AND LIGHT HOUSING**

(75) Inventor: **Benjamin Scotti Guthrie**, Memphis, TN (US)

(73) Assignee: **Hunter Fan Company**, Memphis, TN (US)

(\*\*) Term: **14 Years**

(21) Appl. No.: **29/306,166**

(22) Filed: **Apr. 3, 2008**

(51) **LOC (9) Cl.** ..... **23-04**

(52) **U.S. Cl.** ..... **D23/412**

(58) **Field of Classification Search** ..... D23/370, D23/411, 412, 351, 393, 385, 371; 454/349, 454/354; D25/153, 155; D26/28, 37-50  
See application file for complete search history.

D535,431 S	1/2007	Roland .....	D26/118
D535,433 S	1/2007	Craw et al. ....	D26/119
D565,716 S	4/2008	Jacak .....	D23/371
D565,717 S	4/2008	Jacak et al. ....	D23/371
D565,722 S	4/2008	Hollingsworth et al. ....	D23/388
D566,262 S	4/2008	Zakula et al. ....	D23/388
D567,352 S	4/2008	Hollingsworth et al. ....	D23/388
D567,353 S	4/2008	Hollingsworth et al. ....	D23/388
D567,354 S	4/2008	Jacak et al. ....	D23/388
D567,355 S	4/2008	Zakula et al. ....	D23/388
D567,931 S	4/2008	Hollingsworth et al. ....	D23/388
D567,932 S	4/2008	Hollingsworth et al. ....	D23/388
D567,933 S	4/2008	Hollingsworth et al. ....	D23/388
D568,460 S	5/2008	Jacak et al. ....	D23/388
D569,492 S	5/2008	Zakula et al. ....	D23/388
D574,478 S *	8/2008	Miyake et al. ....	D23/371
D575,386 S	8/2008	Jacak et al. ....	D23/371
D575,387 S	8/2008	Zakula et al. ....	D23/371

\* cited by examiner

*Primary Examiner*—Lisa P Lichtenstein

(74) *Attorney, Agent, or Firm*—Baker Donelson et al.

(56) **References Cited**

U.S. PATENT DOCUMENTS

D192,312 S	2/1962	Hart .....	192/312
D274,787 S	7/1984	Cronce .....	D8/373
D302,311 S	7/1989	Buck .....	D25/48
D372,775 S	8/1996	Schuler .....	D23/412
D403,787 S *	1/1999	Van Belle .....	D26/28
D457,616 S *	5/2002	Yamanaka et al. ....	D23/371
D510,432 S	10/2005	Bargiel .....	D23/412
D510,996 S	10/2005	Vladika .....	D23/385
D511,379 S	11/2005	Penlesky et al. ....	D23/412
D512,503 S	12/2005	Roland .....	D23/412
D514,221 S	1/2006	Vladika .....	D23/412
D521,145 S	5/2006	Craw et al. ....	D23/391
D530,808 S	10/2006	Sinur et al. ....	D23/385
D531,301 S	10/2006	Sinur et al. ....	D23/385
D533,956 S	12/2006	Vladika .....	D26/118
D534,301 S	12/2006	Roland .....	D26/118

(57) **CLAIM**

The ornamental design for a combined ventilation fan and light housing, as shown and described.

**DESCRIPTION**

FIG. 1 is a perspective view of a combined ventilation fan and light housing showing my new design.

FIG. 2 is a left side view thereof, the right side view, front view and rear view being the same thereof.

FIG. 3 is a bottom view thereof; and,

FIG. 4 is a top view thereof.

The broken lines in the views show environmental features which are for illustrative purposes only and form no part of the claimed design.

**1 Claim, 2 Drawing Sheets**

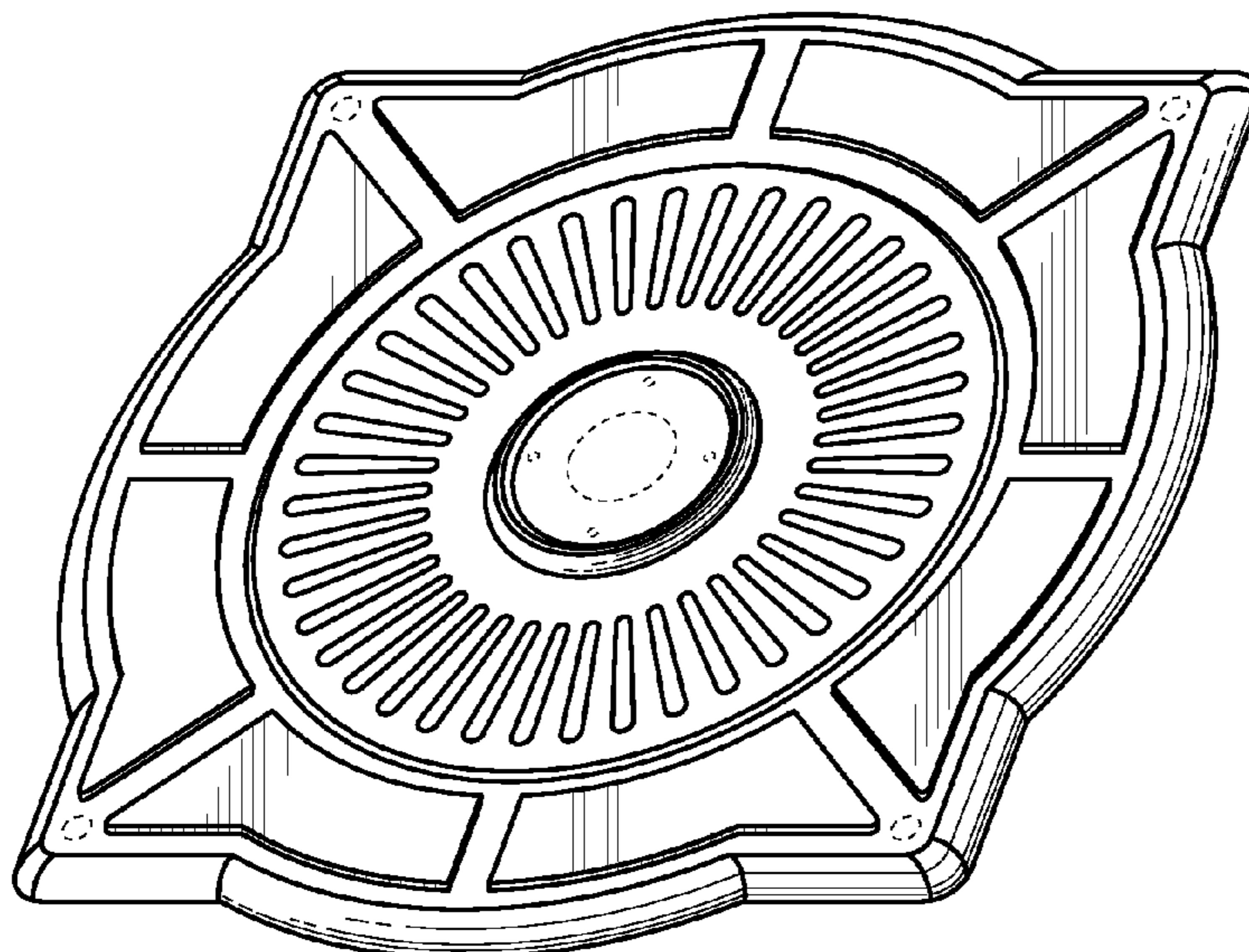


Fig. 1

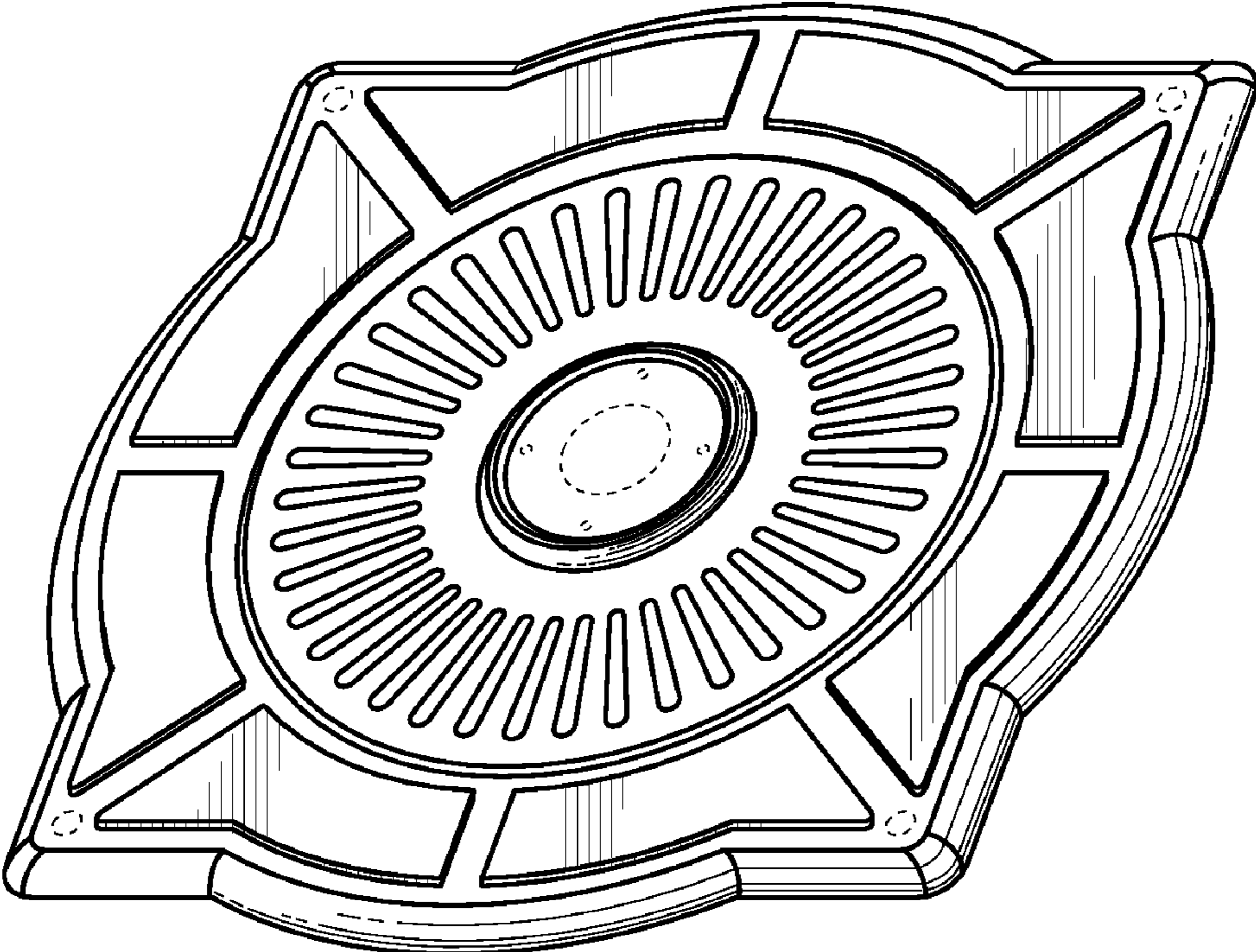


Fig. 2

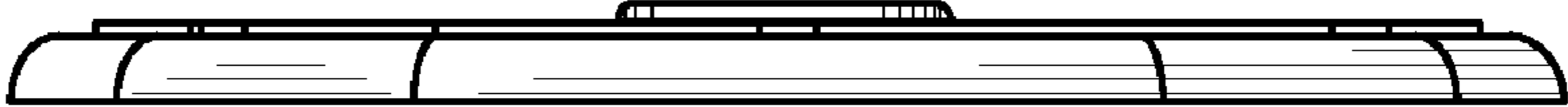


Fig. 3

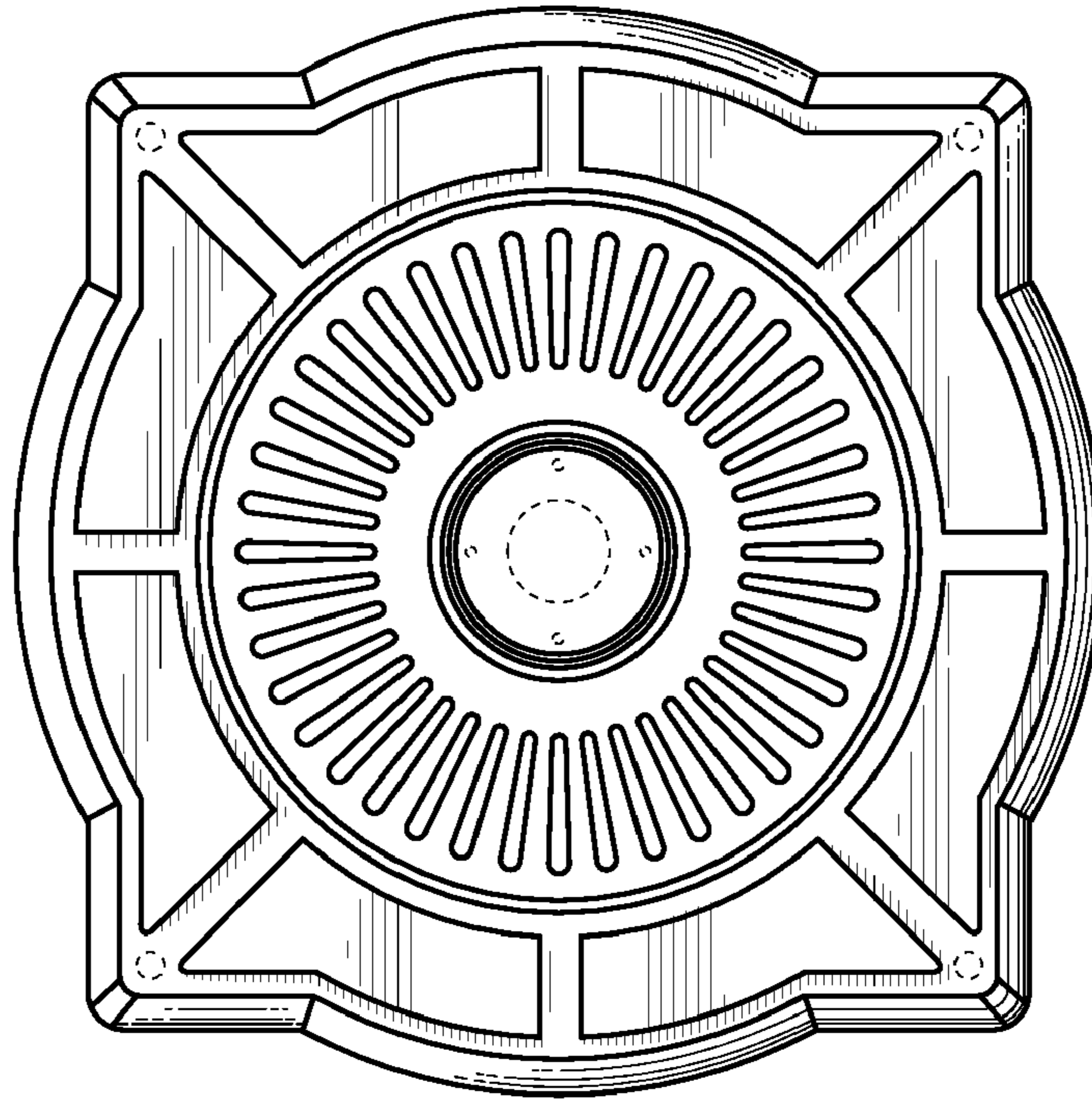


Fig. 4

