



US00D586437S

(12) **United States Design Patent**
Cangialosi

(10) **Patent No.:** **US D586,437 S**

(45) **Date of Patent:** **** *Feb. 10, 2009**

(54) **GUTTER**

(76) Inventor: **Sal Cangialosi**, 354 Shore Dr., Oakdale, NY (US) 11769

(*) Notice: This patent is subject to a terminal disclaimer.

(**) Term: **14 Years**

(21) Appl. No.: **29/260,036**

(22) Filed: **May 18, 2006**

(51) **LOC (9) Cl.** **23-01**

(52) **U.S. Cl.** **D23/267**

(58) **Field of Classification Search** D23/261, D23/267; 52/11-13, 16, 169.5, 302.1, 302.3; 210/162, 446, 451, 474, 477; 248/48.1; D25/119
See application file for complete search history.

(56) **References Cited**

U.S. PATENT DOCUMENTS

3,170,266	A *	2/1965	Roberts et al.	52/94
3,295,803	A *	1/1967	Blayden	248/48.2
D217,247	S *	4/1970	Brown	D23/267
4,956,948	A *	9/1990	Hart	52/16
5,044,581	A *	9/1991	Dressler	248/48.1
5,437,138	A *	8/1995	Tuohey et al.	52/741.1
6,098,344	A *	8/2000	Albracht	52/12
D454,180	S *	3/2002	Wessels	D23/267
D468,812	S *	1/2003	Doyle et al.	D23/267
6,708,453	B1 *	3/2004	Hurst et al.	52/12
6,880,294	B2 *	4/2005	Walters	52/11
2003/0101661	A1 *	6/2003	Walters	52/11

2004/0040219	A1 *	3/2004	Bacik et al.	52/11
2004/0211125	A1 *	10/2004	Kuhns	52/11
2005/0016077	A1 *	1/2005	Gramling	52/11
2005/0144851	A1 *	7/2005	Gramling	52/11
2006/0021286	A1 *	2/2006	Saville	52/15
2006/0196124	A1 *	9/2006	Bachman	52/12
2006/0230687	A1 *	10/2006	Ealer	52/12
2006/0283096	A1 *	12/2006	Bachman	52/11

* cited by examiner

Primary Examiner—Louis S Zarfaz

Assistant Examiner—Eric L Goodman

(74) *Attorney, Agent, or Firm*—Carter, Deluca, Farrell & Schmidt, LLP

(57) **CLAIM**

The ornamental design for a gutter, as shown and described.

DESCRIPTION

FIG. 1 is a front perspective view of a gutter in accordance with an embodiment of the present design;

FIG. 2 is a front elevation view of the gutter of FIG. 1;

FIG. 3 is a rear elevation view of the gutter of FIG. 1;

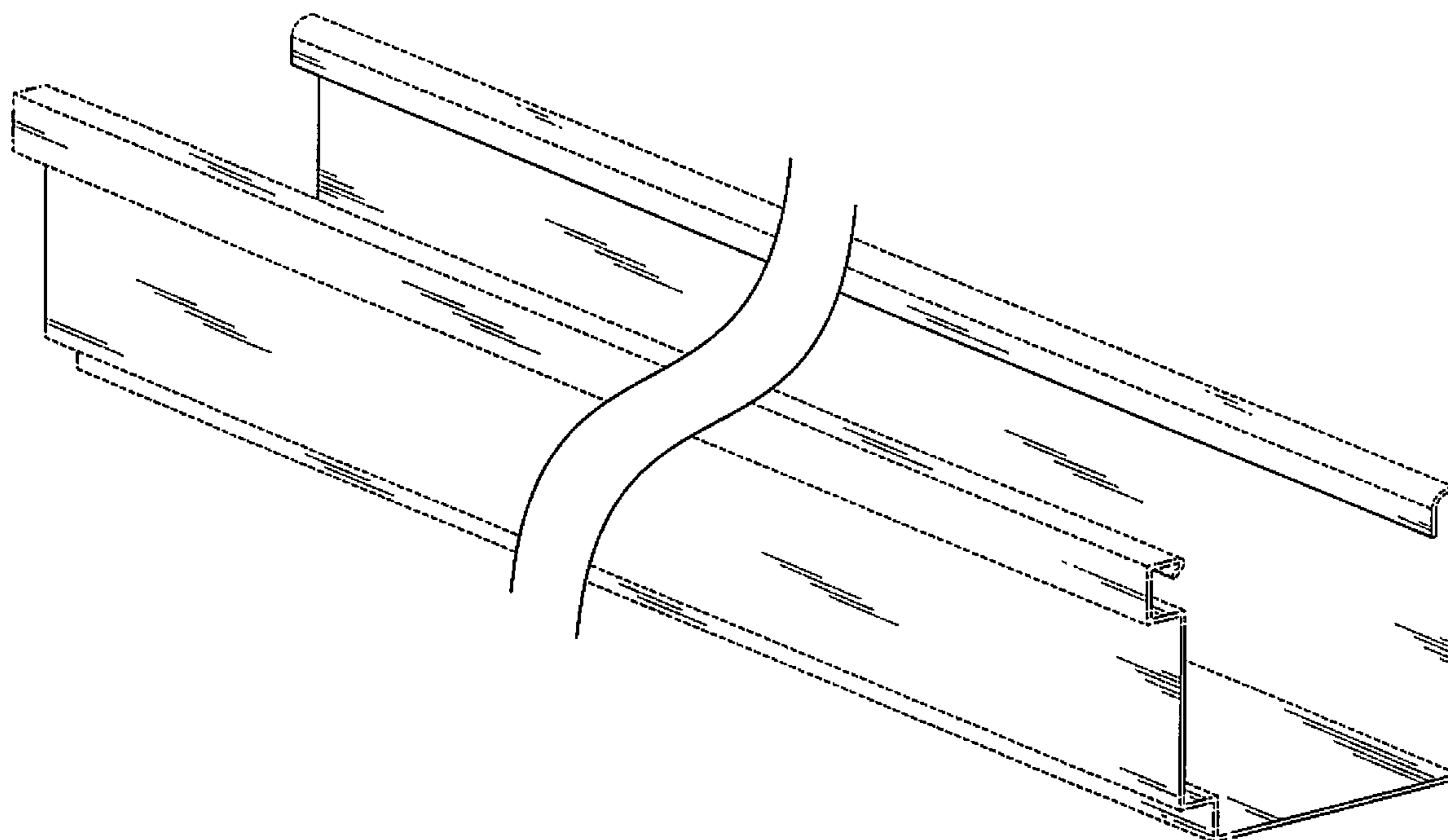
FIG. 4 is a top plan view of the gutter of FIG. 1;

FIG. 5 is a bottom plan view of the gutter of FIG. 1; and,

FIG. 6 is a left side elevational view of the gutter of FIG. 1, the right side elevational view being a mirror image.

In FIGS. 1-6, the features of the gutter shown in phantom lines are for illustrative purposes only and do not constitute a part of the claimed design.

1 Claim, 4 Drawing Sheets



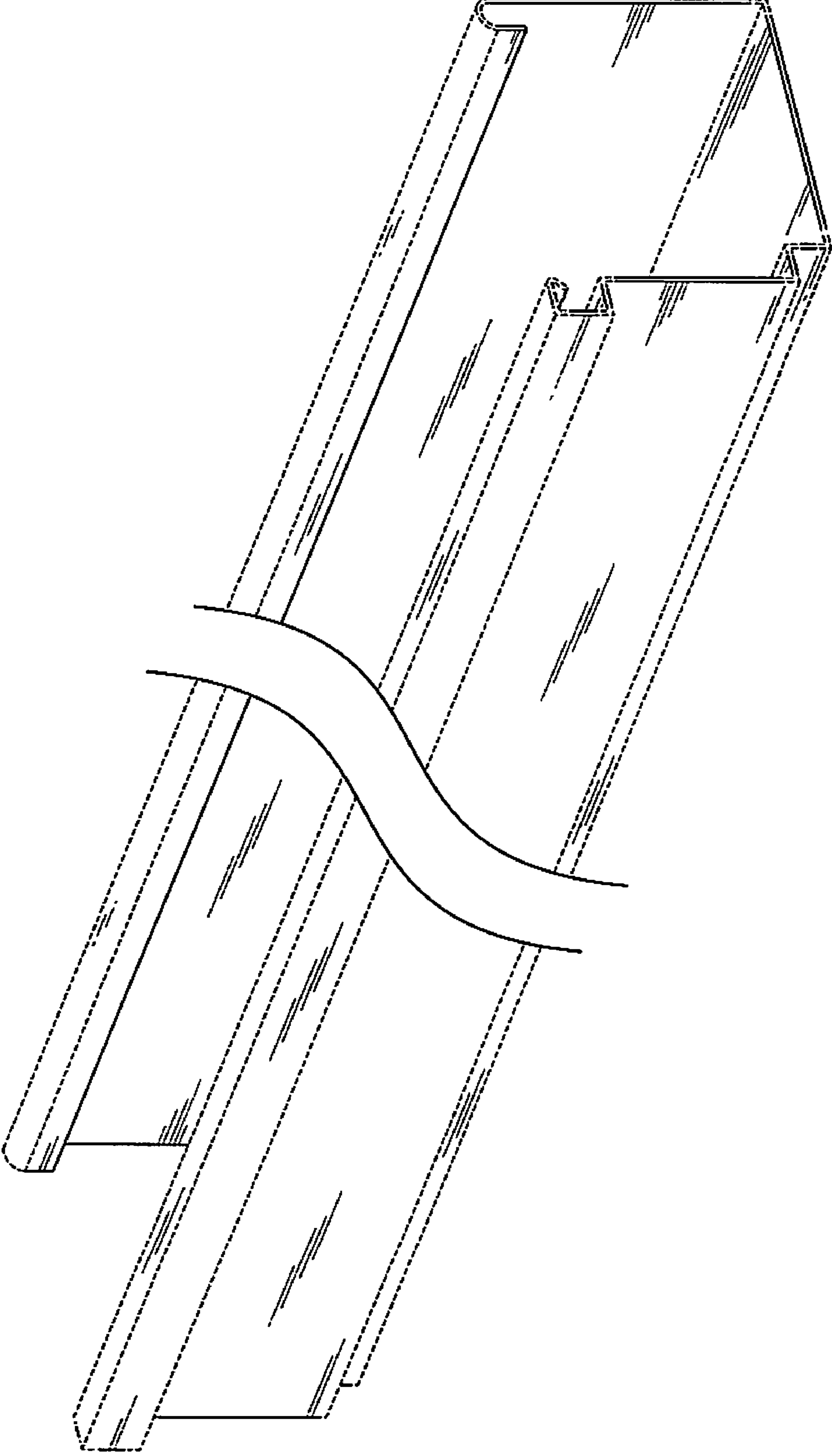


FIG. 1

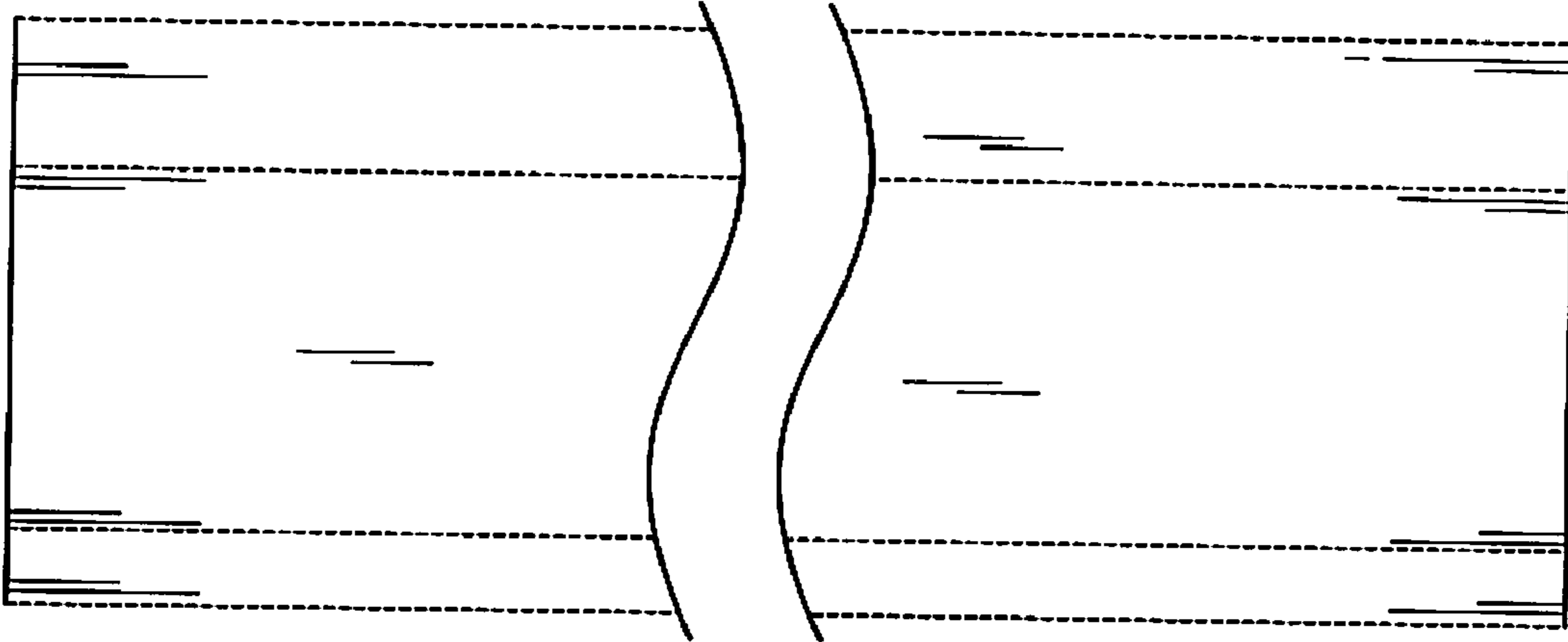


FIG. 2

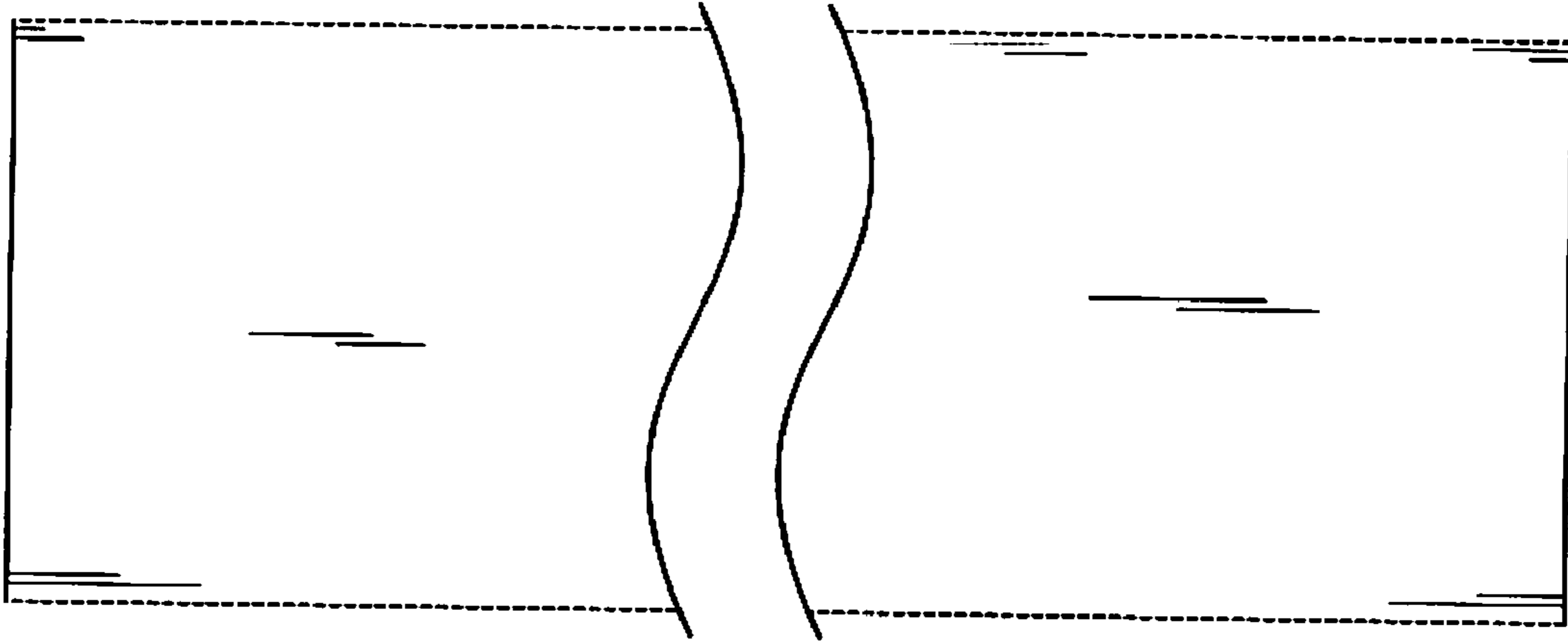


FIG. 3

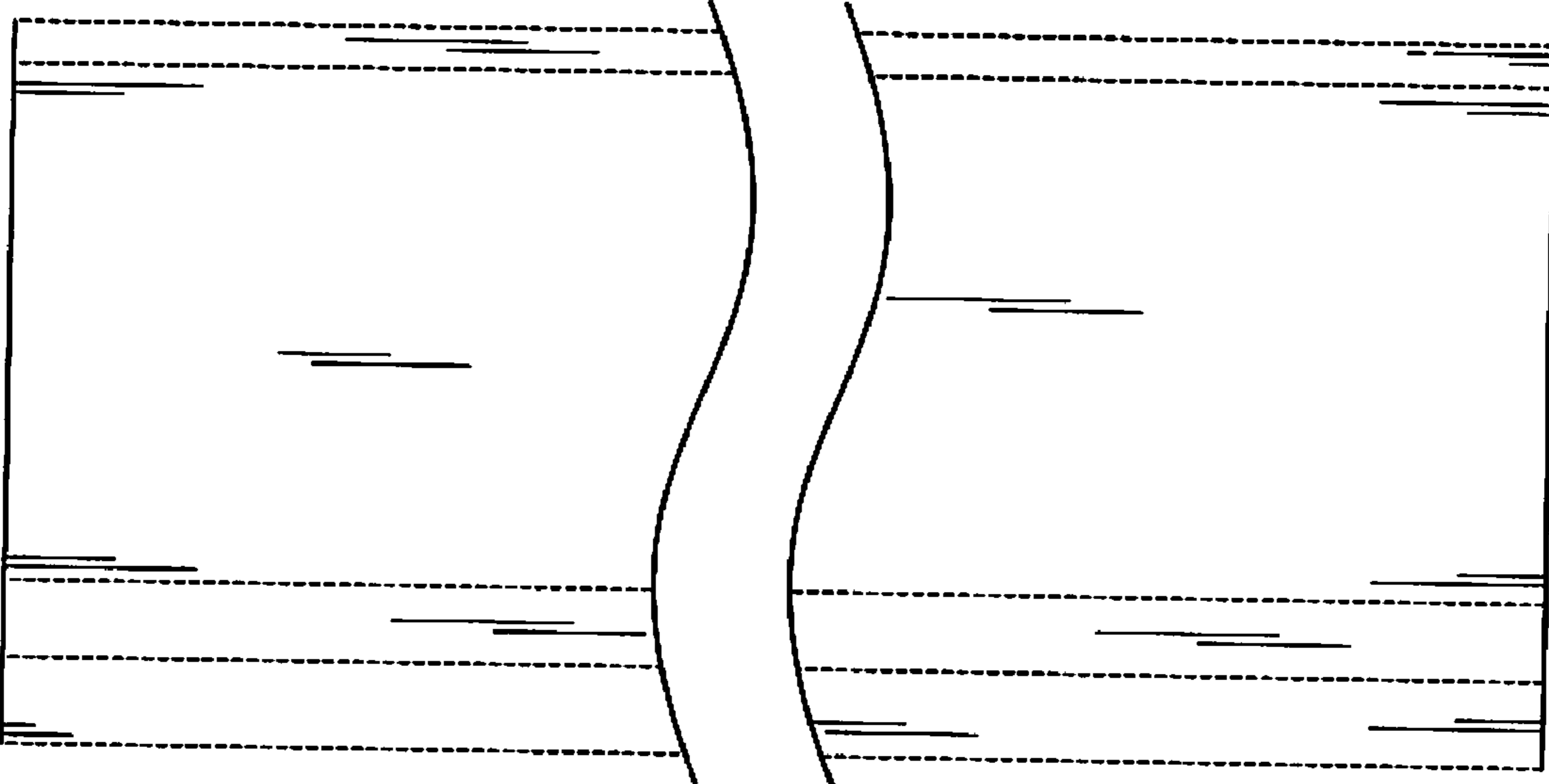


FIG. 4

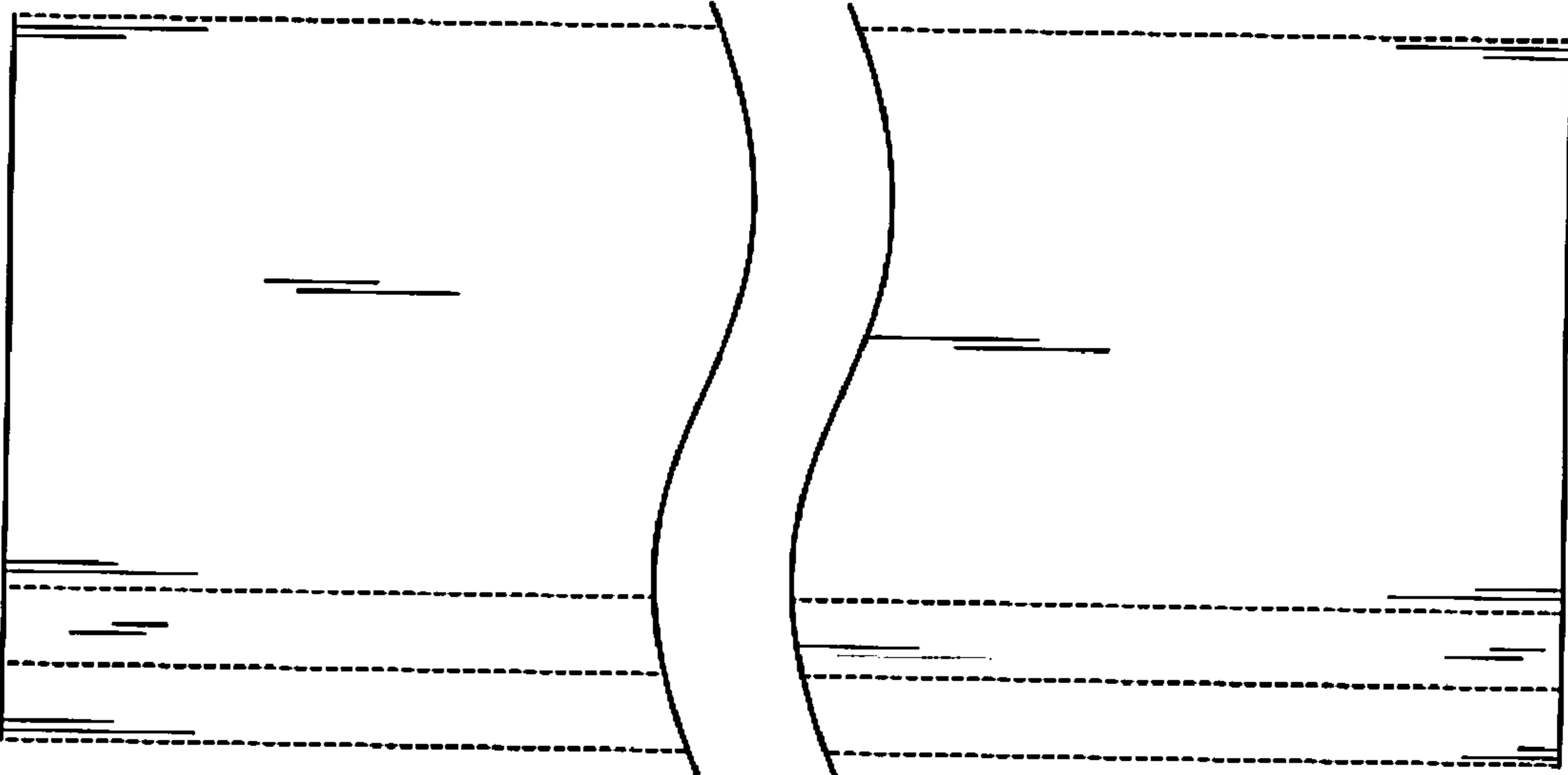


FIG. 5

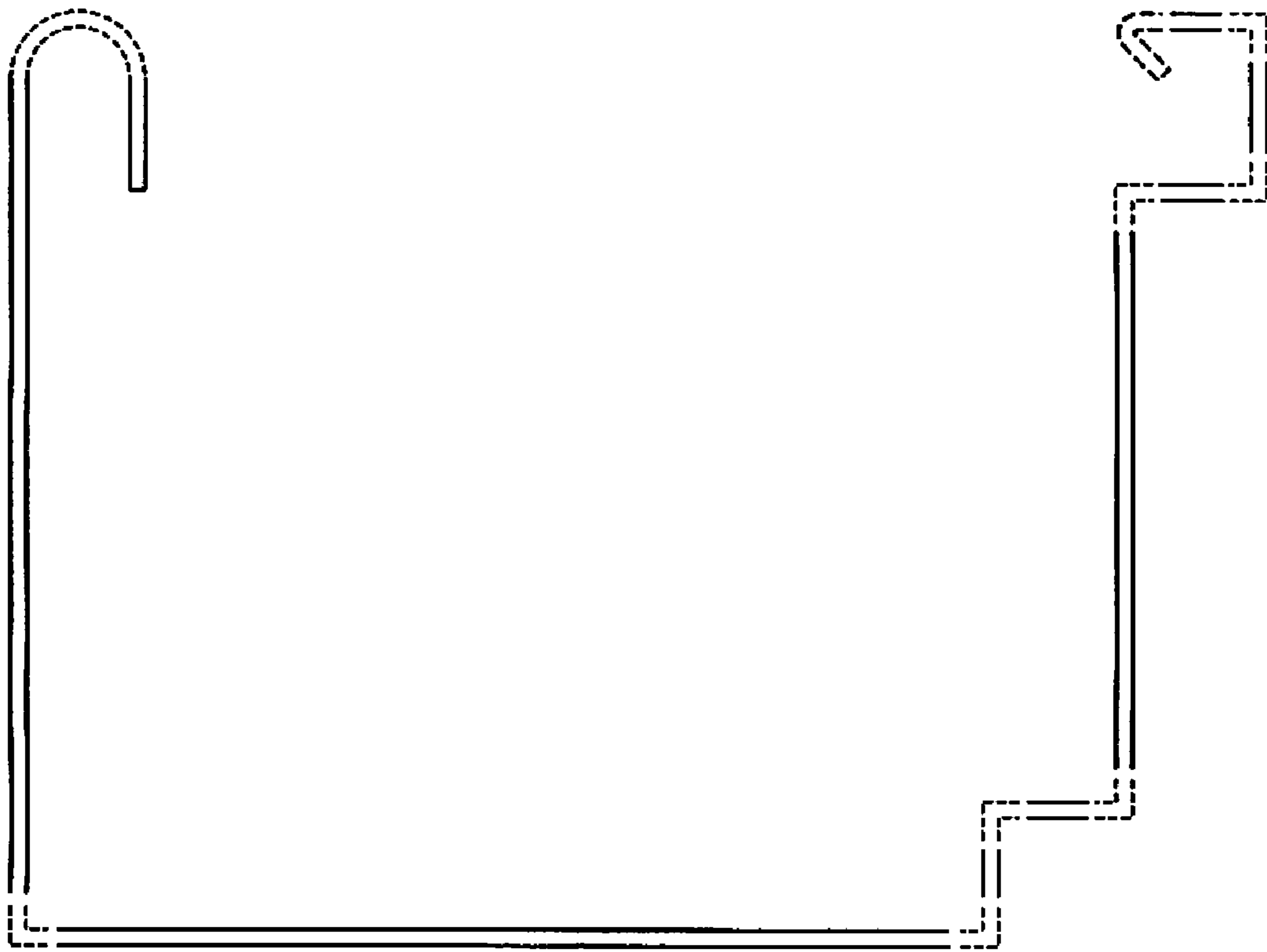


FIG. 6