



US00D586424S

(12) **United States Design Patent**
Gibbs

(10) **Patent No.:** **US D586,424 S**

(45) **Date of Patent:** **** Feb. 10, 2009**

(54) **SWIVEL WORM HOOK**

(75) Inventor: **Louie W. Gibbs**, Clermont, FL (US)

(73) Assignee: **Classic Fishing Products, Inc.**,
Clermont, FL (US)

(**) Term: **14 Years**

(21) Appl. No.: **29/307,311**

(22) Filed: **Apr. 14, 2008**

(51) **LOC (9) Cl.** **22-05**

(52) **U.S. Cl.** **D22/144**

(58) **Field of Classification Search** D22/144-145;
43/43.16, 44.83, 42.23, 42.25, 42.49, 44.8,
43/44.86, 42.24

See application file for complete search history.

(56) **References Cited**

U.S. PATENT DOCUMENTS

237,566	A	2/1881	Marion	
1,323,394	A *	12/1919	Jones	43/44.8
1,558,295	A	10/1925	Sawyers	
2,576,563	A	11/1951	Blewett	
2,763,089	A	9/1956	McDonald	

3,091,885	A	6/1963	Ulsh	
3,768,195	A	10/1973	Proietti	
4,205,479	A	6/1980	Bjorshol	
4,798,022	A	1/1989	Rhoades	
4,870,776	A	10/1989	Schock	
4,891,901	A	1/1990	Baker, Jr.	
5,537,774	A	7/1996	Muhammad	
D404,795	S *	1/1999	Nakagawa	D22/144
D553,220	S *	10/2007	Merritt	D22/144

* cited by examiner

Primary Examiner—Catherine R Oliver

(74) *Attorney, Agent, or Firm*—Julian C. Renfro, Esq.

(57) **CLAIM**

The ornamental design for the swivel worm hook, as shown and described.


DESCRIPTION

FIG. 1 is a side view of my swivel worm hook;

FIG. 2 is an enlarged fragmentary view of the swivel worm hook shown from the opposite side of FIG. 1; and,

FIG. 3 is a front perspective view.

1 Claim, 1 Drawing Sheet






FIG 1

FIG 2

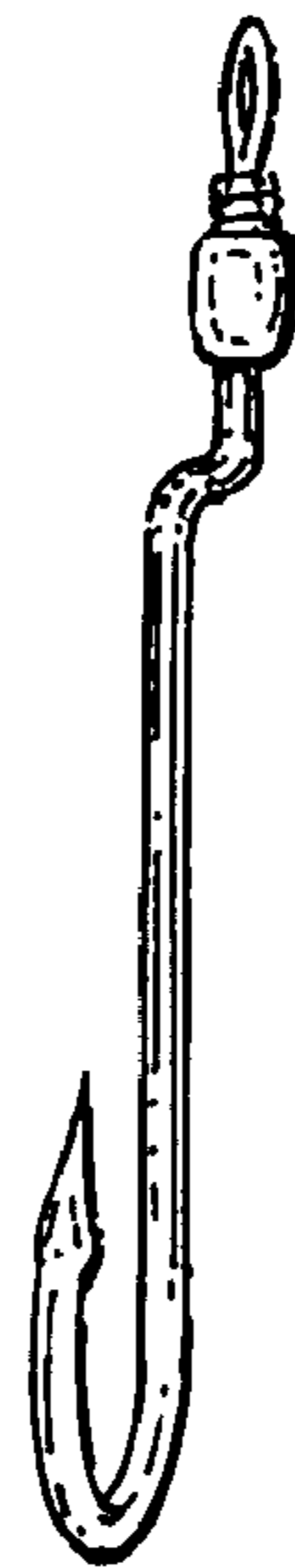
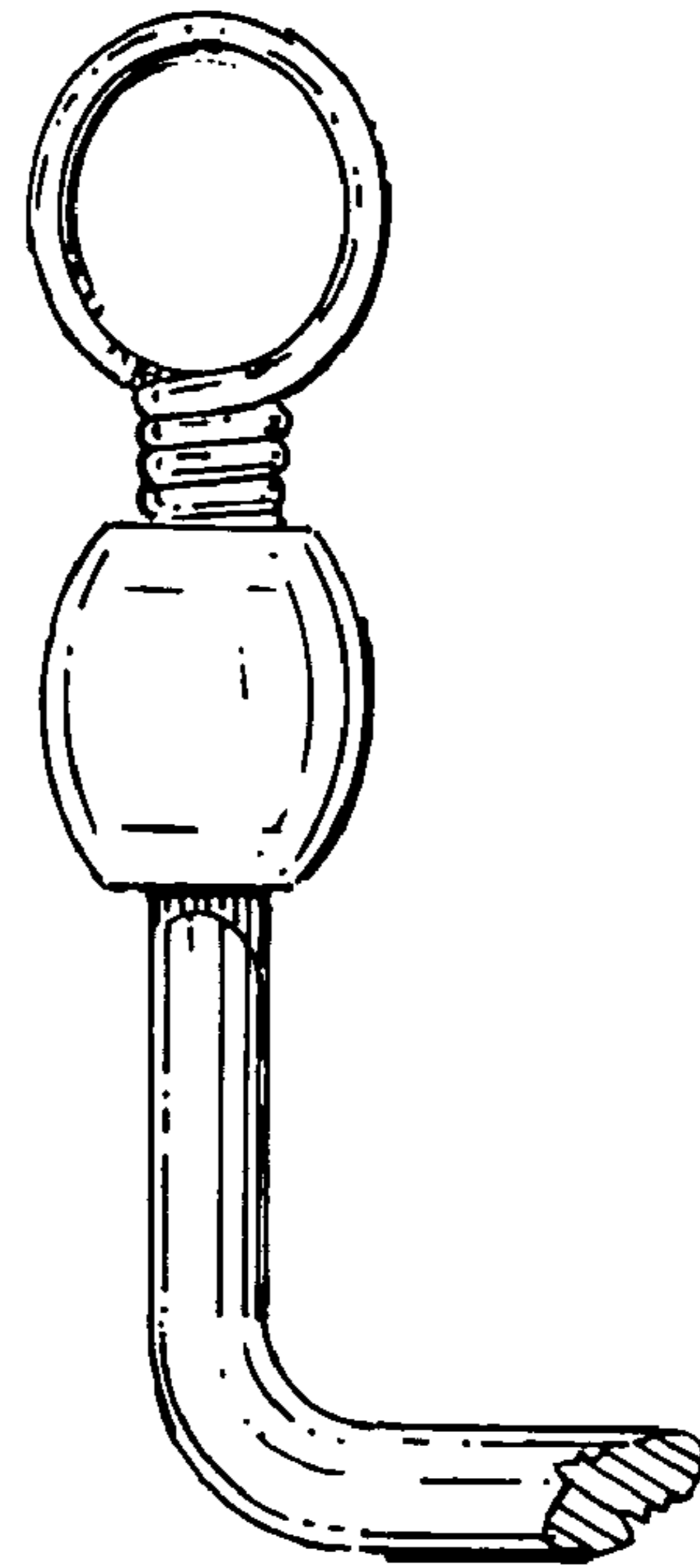


FIG 3