

US00D586420S

(12) **United States Design Patent**  
**Tyndale-Biscoe**

(10) **Patent No.:** **US D586,420 S**

(45) **Date of Patent:** **\*\* Feb. 10, 2009**

(54) **GOLF HOLE MARKER ACCESSORY**

(75) Inventor: **Andrew Tyndale-Biscoe**, Johannesburg  
(ZA)

(73) Assignee: **Saxon Trust**, Johannesburg, Gauteng  
(ZA)

(\*\*) Term: **14 Years**

(21) Appl. No.: **29/272,765**

(22) Filed: **Feb. 15, 2007**

(30) **Foreign Application Priority Data**

Aug. 15, 2006 (ZA) ..... A2006/01203

(51) **LOC (9) Cl.** ..... **21-02**

(52) **U.S. Cl.** ..... **D21/796**

(58) **Field of Classification Search** ..... D21/789,  
D21/796; D11/181, 182; 473/173, 176;  
116/173-175, 209

See application file for complete search history.

(56) **References Cited**

**U.S. PATENT DOCUMENTS**

2,414,358	A	1/1947	Calway	.....	248/38
3,225,734	A	12/1965	Bule	.....	116/173
3,240,183	A	3/1966	Walter et al.	.....	116/173
3,579,885	A	5/1971	Iverson	.....	40/145
4,095,788	A *	6/1978	Benenson	.....	473/176
D257,245	S *	10/1980	Neal	.....	D11/181
D281,407	S *	11/1985	Gustafsson	.....	D11/181
4,583,482	A *	4/1986	Smith	.....	116/209
4,905,624	A *	3/1990	Krolzick	.....	116/173
5,106,096	A	4/1992	Dunn	.....	273/232
5,532,677	A	7/1996	Miller	.....	340/286.01
D392,328	S	3/1998	Johansson	.....	D20/29
D403,731	S *	1/1999	Larsen	.....	D21/789
6,035,567	A	3/2000	Cameron	.....	40/606
D428,361	S *	7/2000	Jones	.....	D11/181
D464,587	S	10/2002	Ursprung	.....	D11/165

D464,589	S	10/2002	Ursprung	.....	D11/165
D465,174	S	11/2002	Ursprung	.....	D11/165
D469,380	S	1/2003	Ursprung	.....	D11/181
D480,114	S	9/2003	Grosz	.....	D20/41
D497,192	S *	10/2004	Radford	.....	D21/796
D538,361	S	3/2007	Sato	.....	D21/708

(Continued)

**FOREIGN PATENT DOCUMENTS**

DE 42 06 543 9/1993

(Continued)

**OTHER PUBLICATIONS**

International Search Report and Written Opinion for PCT/GB2007/001757 dated May 11, 2007.

(Continued)

*Primary Examiner*—Mitchell I Siegel

(74) *Attorney, Agent, or Firm*—Ballard Spahr Andrews & Ingersoll, LLP

(57) **CLAIM**

The ornamental design for a golf hole marker accessory, as shown and described.


**DESCRIPTION**

FIG. 1 is a perspective view of a golf hole marker accessory; FIG. 2 is a plan view of one end of a golf hole marker accessory;

FIG. 3 is a front view of golf hole marker accessory shown mounted on a golf hole marker and flag in broken line drawing for illustration purposes which forms no part of the claimed design; and,

FIG. 4 is perspective front view of golf hole marker accessory shown mounted on a golf hole marker and flag in broken line drawing for illustrative purposes which forms no part of the claimed design.

**1 Claim, 4 Drawing Sheets**



# US D586,420 S

Page 2

## U.S. PATENT DOCUMENTS

D540,713	S	*	4/2007	Stegmann et al. ....	D11/181
D550,456	S	*	9/2007	Keen .....	D21/796
D551,591	S		9/2007	Wesorick .....	D11/131
D566,002	S		4/2008	Fullalove et al. ....	D11/165
D566,616	S		4/2008	Fullalove et al. ....	D11/165
D566,617	S		4/2008	Fullalove et al. ....	D11/165
D568,433	S		5/2008	Tyndale-Biscoe .....	D21/796
2001/0035201	A1		11/2001	Kuzmic .....	135/15.1
2003/0084835	A1		5/2003	Chao .....	116/173
2005/0272515	A1	*	12/2005	Hurley et al. ....	473/173

## FOREIGN PATENT DOCUMENTS


EP	0 892 383	1/1999
EP	360 854-0001	9/2005
EP	360 854-0002	9/2005
EP	360 854-0003	9/2005

EP	360 854-0004	9/2005
EP	360 854-0005	9/2005
EP	360 854-0006	9/2005
EP	1 602 397	12/2005
GB	2 328 823	3/1999
GB	3025110	6/2006
GB	3025111	6/2006
JP	11197288	7/1999
WO	WO 03/002209	1/2003
WO	WO 2006/051395	5/2006
WO	WO 2007/132218	11/2007
WO	PCT/GB2007/004685	12/2007

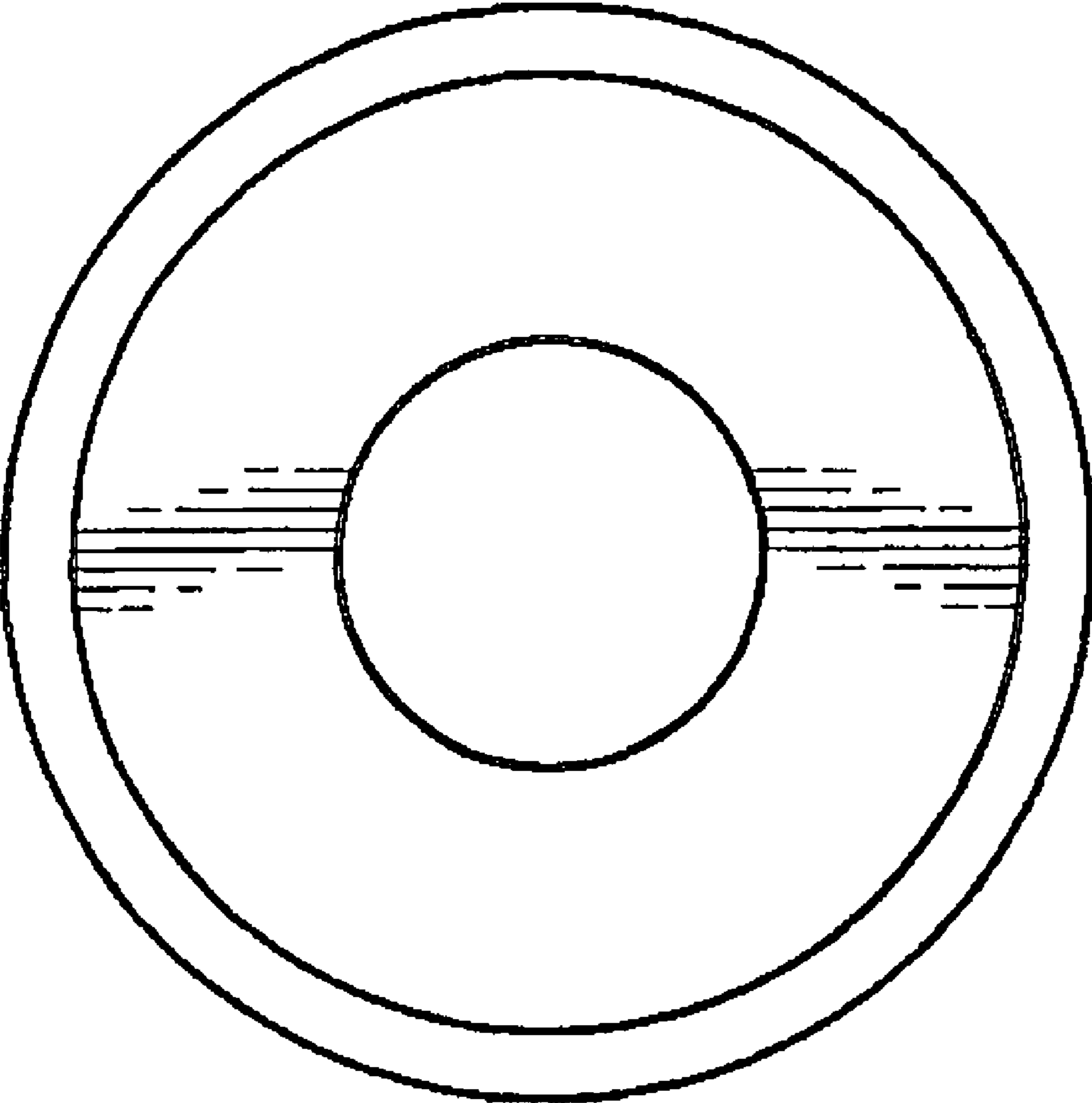
## OTHER PUBLICATIONS

International Search Report and Written Opinion for PCT/GB2007/004685 dated Dec. 7, 2007.

\* cited by examiner



**FIG. 1**



**FIG. 2**

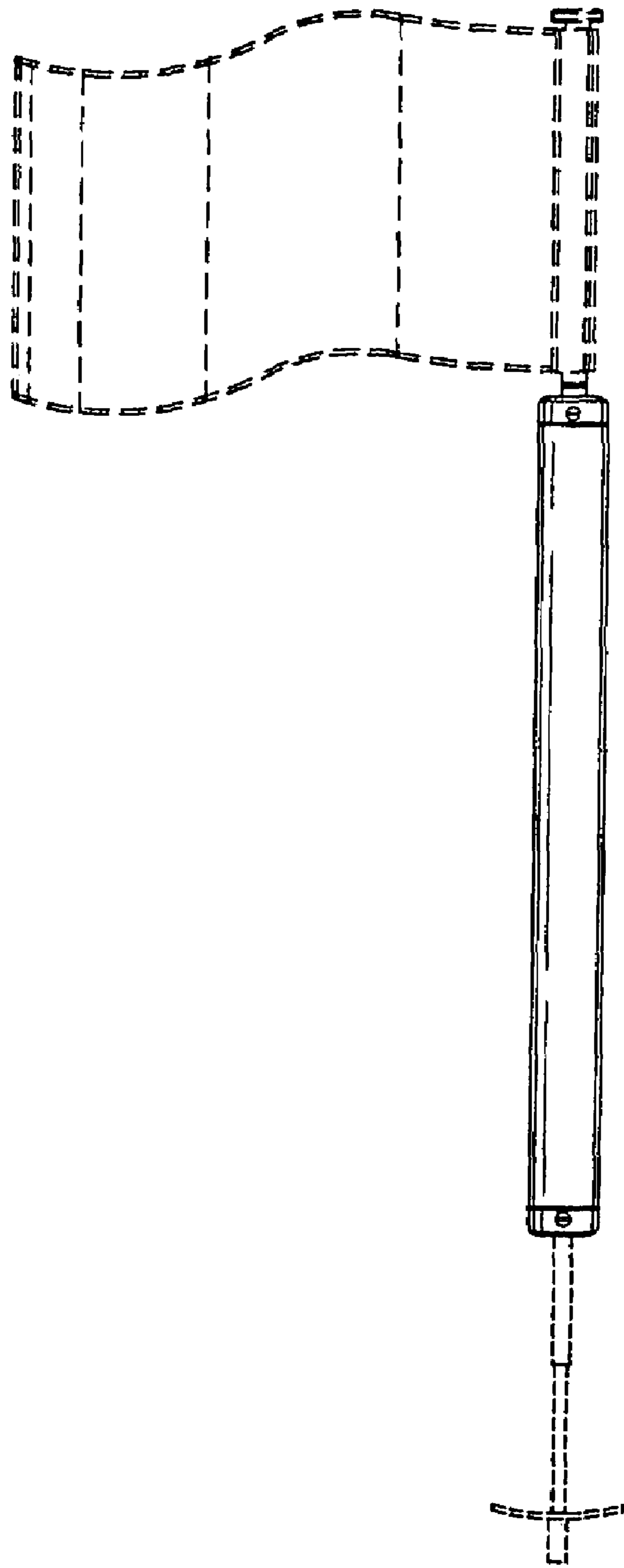


FIG. 3




FIG. 4