



US00D586419S

(12) **United States Design Patent**  
**Tonkin**

(10) **Patent No.:** **US D586,419 S**  
(45) **Date of Patent:** **\*\* Feb. 10, 2009**

(54) **GOLF PUTTING PRACTICE DEVICE**

(76) Inventor: **Dean G. Tonkin**, 2521 Tenth Ave. West,  
Seattle, WA (US) 98119-2526

(\*\*) Term: **14 Years**

(21) Appl. No.: **29/295,570**

(22) Filed: **Oct. 1, 2007**

(51) **LOC (9) Cl.** ..... **21-02**

(52) **U.S. Cl.** ..... **D21/791; D21/708; D21/712**

(58) **Field of Classification Search** ..... D21/709,  
D21/712, 789, 791; 473/576, 596, 351, 251-256,  
473/280

See application file for complete search history.

(56) **References Cited**

**U.S. PATENT DOCUMENTS**

D216,905	S *	3/1970	Ball	.....	D21/712
D306,632	S *	3/1990	Gouin	.....	D21/794
5,228,687	A *	7/1993	Luecke et al.	.....	473/596
5,611,532	A *	3/1997	Forrest, Sr.	.....	473/576
6,093,357	A *	7/2000	Bissonnette et al.	.....	264/248
6,172,161	B1 *	1/2001	Bissonnette et al.	.....	525/193
6,180,040	B1 *	1/2001	Ladd et al.	.....	264/248
6,494,791	B1 *	12/2002	Bissonnette et al.	.....	473/351
6,679,789	B2 *	1/2004	Bissonnette et al.	.....	473/351

D500,103	S *	12/2004	Lowinger	.....	D21/698
D506,235	S *	6/2005	Kriews et al.	.....	D21/709
7,033,532	B2 *	4/2006	Bissonnette et al.	.....	264/248
D527,066	S *	8/2006	Greiner	.....	D21/791

\* cited by examiner

*Primary Examiner*—Mitchell I Siegel  
(74) *Attorney, Agent, or Firm*—Ipsolon llp

(57) **CLAIM**

The ornamental design for a golf putting practice device, as shown and described.

**DESCRIPTION**

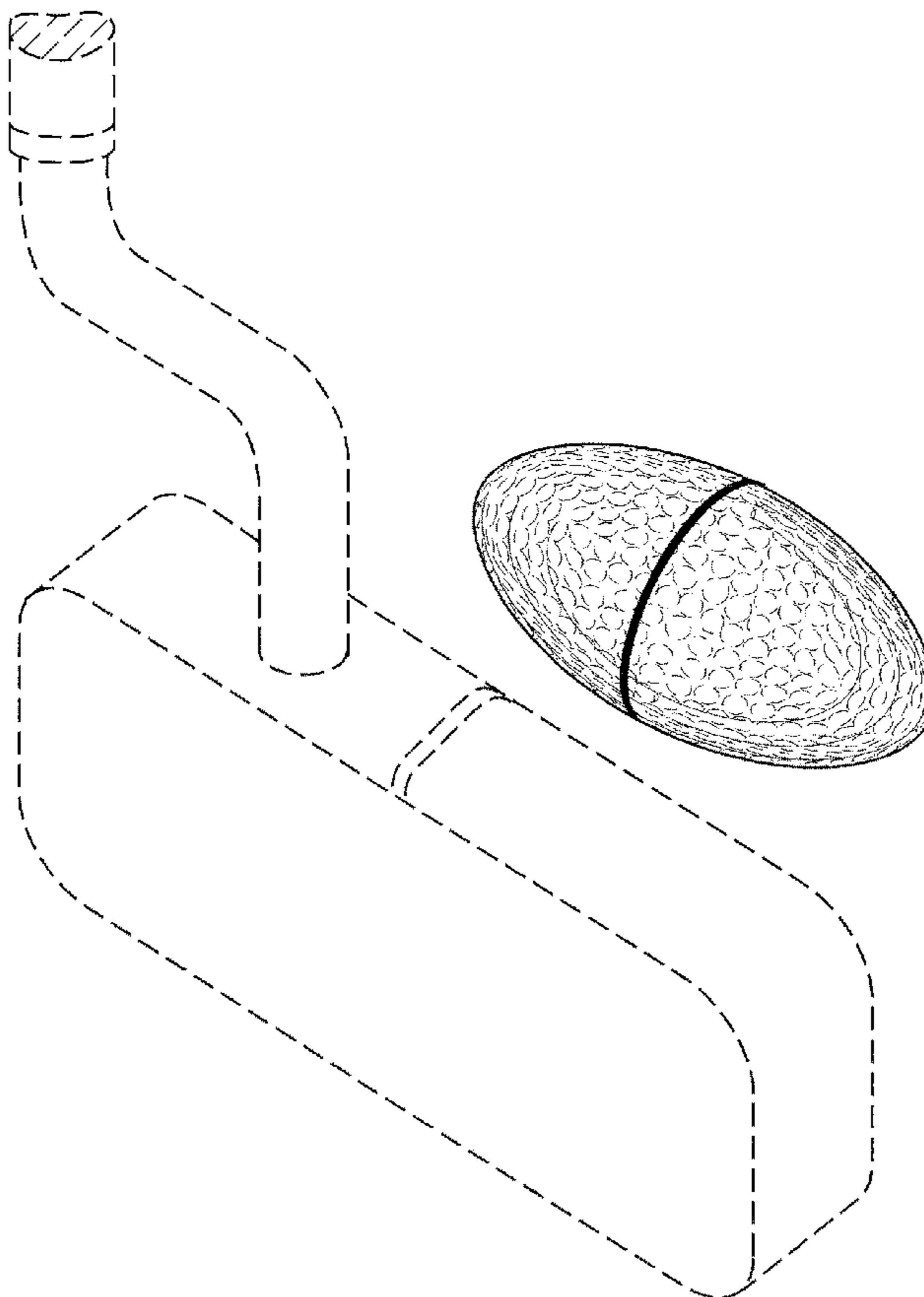
FIG. 1 is a front, right perspective view of the golf putting practice device showing a possible orientation and alignment relative to a golf putter shown in broken lines.

FIG. 2 is a right side view thereof. The left side view being a mirror image thereof; and,

FIG. 3 is a front view thereof. The back, top, and bottom view being a mirror image thereof.

The broken lines showing a possible dimple pattern in all figures and golf putter in FIG. 1 are for illustrative purpose only and form no part of the claimed design.

**1 Claim, 1 Drawing Sheet**



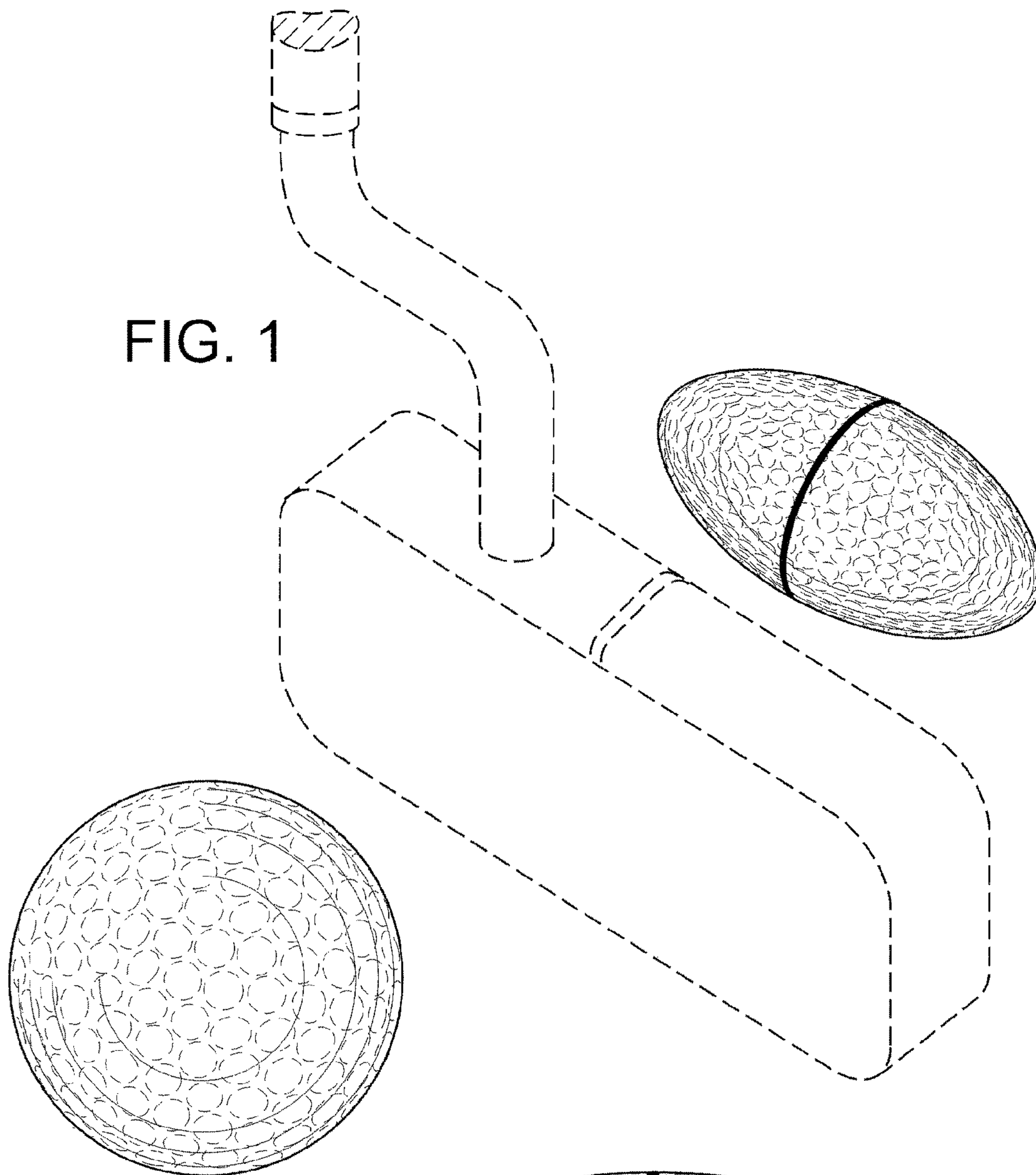


FIG. 2

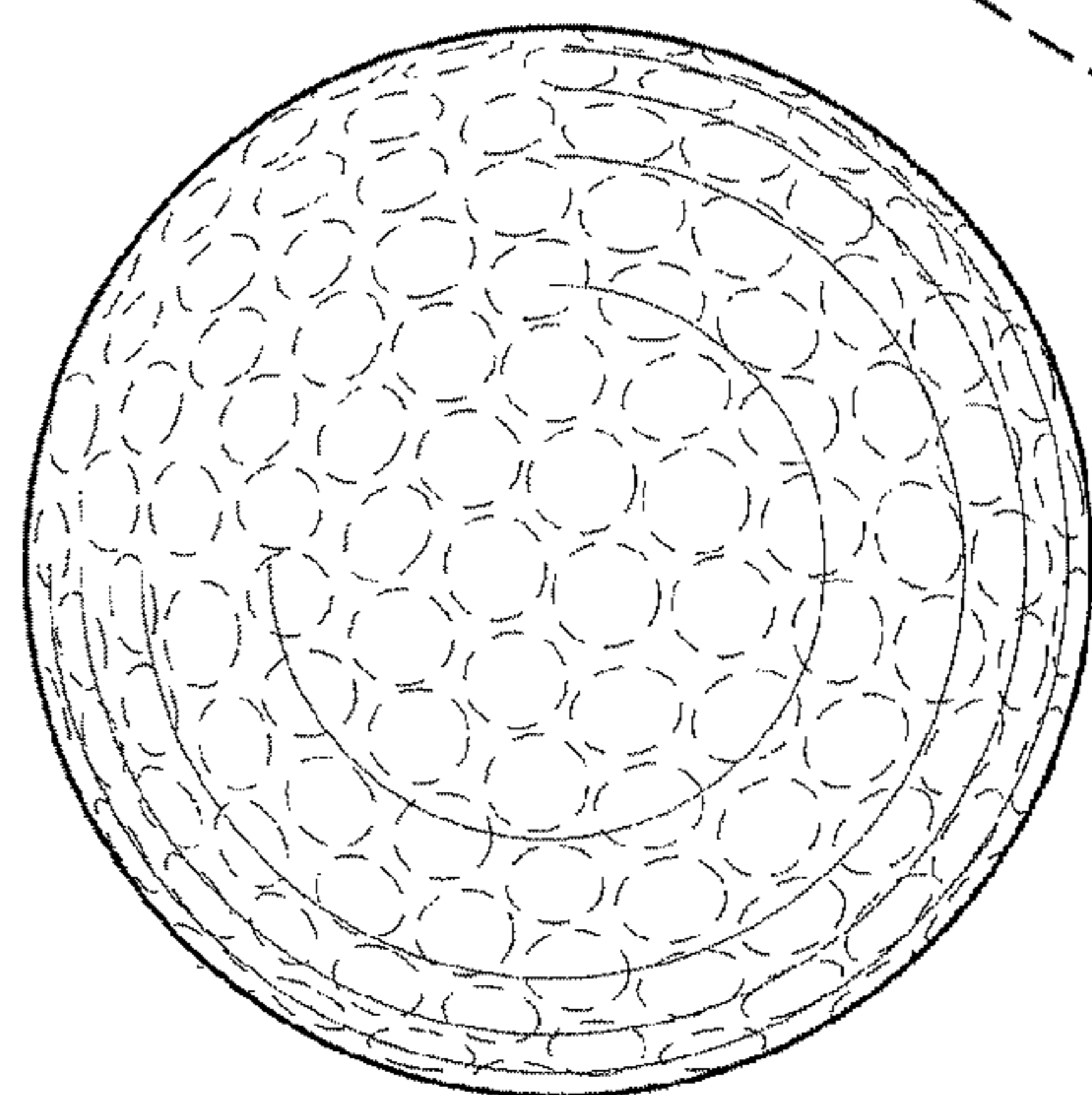


FIG. 3

