



US00D586411S

(12) **United States Design Patent**
Iacono

(10) **Patent No.:** **US D586,411 S**

(45) **Date of Patent:** **** Feb. 10, 2009**

(54) **GOLF TEE**

(75) Inventor: **John Iacono**, Elmhurst, IL (US)

(73) Assignee: **Excel Golf Products, Inc.**, Itasca, IL (US)

(**) Term: **14 Years**

(21) Appl. No.: **29/280,091**

(22) Filed: **May 16, 2007**

(51) **LOC (9) Cl.** **21-02**

(52) **U.S. Cl.** **D21/717; D21/718**

(58) **Field of Classification Search** D21/715-721,
D21/789-796; 473/387-403

See application file for complete search history.

(56) **References Cited**

U.S. PATENT DOCUMENTS

D210,837	S	*	4/1968	Warner	D21/718
4,838,285	A	*	6/1989	Petrone	131/259
D364,439	S	*	11/1995	Ragusin	D21/796
5,588,448	A	*	12/1996	Photakis	131/259
D379,551	S	*	5/1997	Hubbard	D27/183
6,062,990	A	*	5/2000	Pierce	473/387
6,234,916	B1	*	5/2001	Carusillo et al.	473/286

D451,636	S	*	12/2001	Chang	D27/183
D486,538	S	*	2/2004	Cardarelli	D21/717
2002/0094887	A1	*	7/2002	Echaves	473/393

FOREIGN PATENT DOCUMENTS

JP	07265478	A	*	10/1995
JP	2006122424	A	*	5/2006

* cited by examiner

Primary Examiner—Catherine Tuttle

(74) *Attorney, Agent, or Firm*—Baker & McKenzie LLP;
David I. Roche; Daniel A. Tallitsch

(57) **CLAIM**

The ornamental design for a golf tee, as shown and described.

DESCRIPTION

FIG. 1 is a perspective view of my invention;

FIG. 2 is a side view thereof;

FIG. 3 is an end view thereof;

FIG. 4 is a top view thereof; and,

FIG. 5 is a bottom view thereof.

The broken lines are included for the purpose of illustrating portions of the golf tee that form no part of the claimed design.

1 Claim, 1 Drawing Sheet

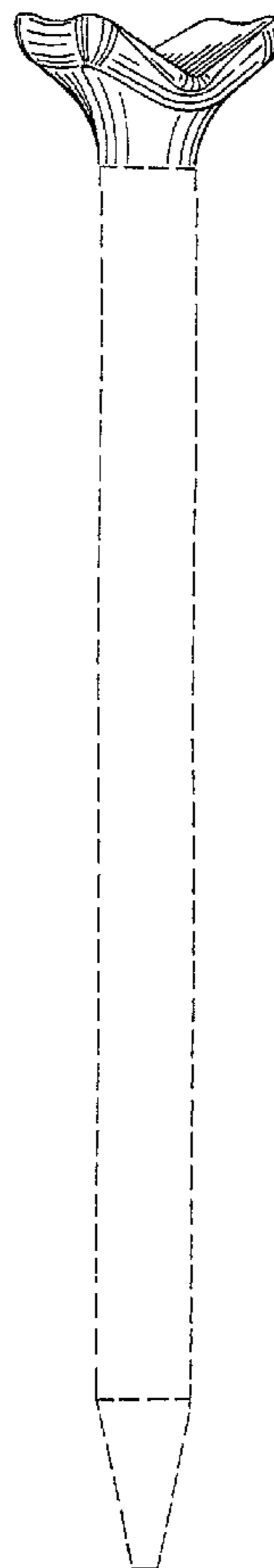


FIG. 1

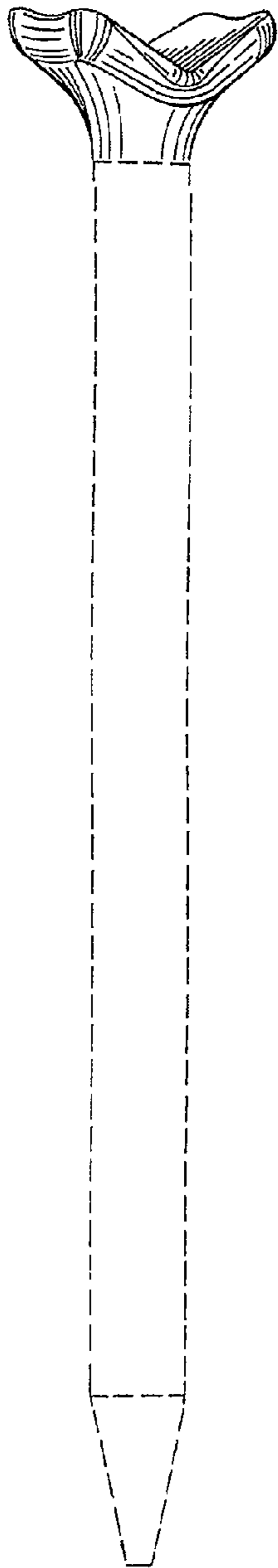


FIG. 2

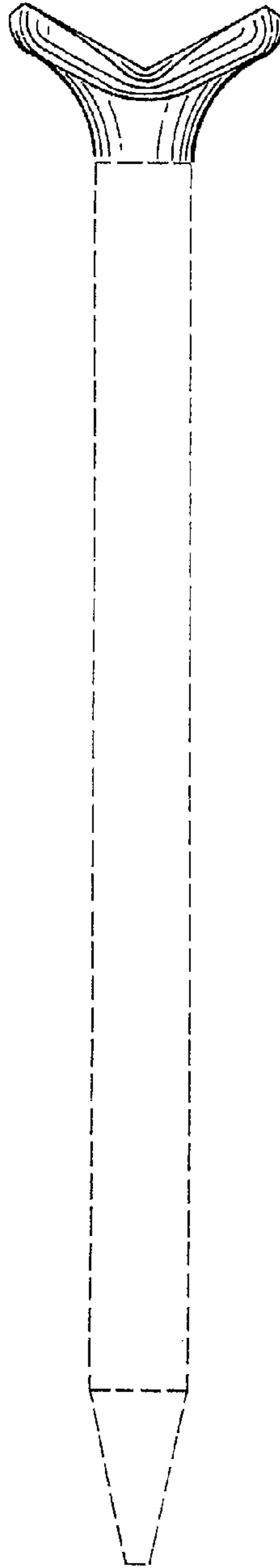


FIG. 3




FIG. 4

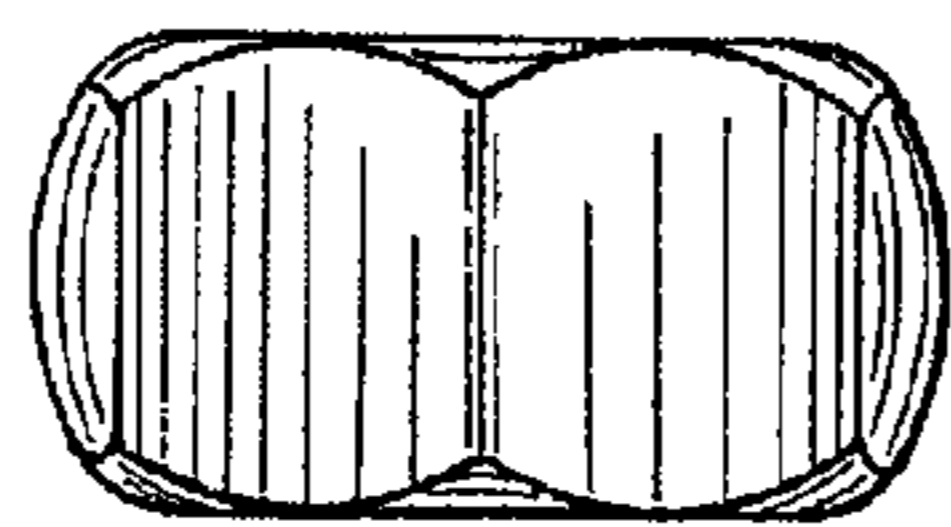


FIG. 5

