



US00D586408S

(12) **United States Design Patent**
Flashing et al.

(10) **Patent No.:** **US D586,408 S**
(45) **Date of Patent:** **** Feb. 10, 2009**

(54) **SEPARABLE GOAT FIGURE**

(76) Inventors: **Margaret H. Flashing**, 1556 Garmon Rd., Wheaton, IL (US) 60187; **Kathie Hesterman**, 705 S. Harvey, Oak Park, IL (US) 60304

(**) Term: **14 Years**

(21) Appl. No.: **29/285,979**

(22) Filed: **Apr. 18, 2007**

(51) **LOC (9) Cl.** **21-01**

(52) **U.S. Cl.** **D21/652**

(58) **Field of Classification Search** D21/576–578,
D21/585–592, 652; D11/158; D30/160;
446/72, 97–98, 268–269, 369
See application file for complete search history.

(56) **References Cited**

U.S. PATENT DOCUMENTS

D45,179 S *	2/1914	Carter	D21/652
D58,134 S *	6/1921	Bucher	D21/592
D205,713 S *	9/1966	Wilson	D21/652
D276,635 S *	12/1984	Daugherty	D21/652
D291,337 S *	8/1987	Reid	D21/652
D295,433 S *	4/1988	Cornello	D21/652
D311,944 S *	11/1990	Labas	D21/652
D325,408 S *	4/1992	Williams, Sr.	D21/652
D387,935 S *	12/1997	Wisler	D21/652

OTHER PUBLICATIONS

1995 Beta Toys Catalog, p. 11, #4038-3.*
'And Puppets catalog, p.3, Mountain Goat.*
The Great Steiff Collection 1995 Catalog.p. 22, Flocky goat.*
www.hakes.com/product_images/14/56930/thumb.jpg. Navy Mascot, undated.*

* cited by examiner

Primary Examiner—Sandra Morris
(74) *Attorney, Agent, or Firm*—The Law Office of Randall T. Erickson, P.C.

(57) **CLAIM**

The ornamental design for a separable goat figure, as shown and described.

DESCRIPTION

FIG. 1 is a front view of a separable goat figure of the present invention;

FIG. 2 is a left side view of the separable goat figure shown in FIG. 1;

FIG. 3 is a right side view of the separable goat figure shown in FIG. 1;

FIG. 4 is a rear view of the separable goat figure shown in FIG. 1;

FIG. 5 is a top view of the separable goat figure shown in FIG. 1;

FIG. 6 is a bottom view of the separable goat figure shown in FIG. 1;

FIG. 7 is a front view of a modified embodiment separable goat figure of the present invention;

FIG. 8 is a left side view of the separable goat figure shown in FIG. 7;

FIG. 9 is a right side view of the separable goat figure shown in FIG. 7;

FIG. 10 is a rear view of the separable goat figure shown in FIG. 7;

FIG. 11 is a top view of the separable goat figure shown in FIG. 7; and,

FIG. 12 is a bottom view of the separable goat figure shown in FIG. 7.

1 Claim, 12 Drawing Sheets






FIG. 1




FIG. 2




FIG. 3




Fig. 4




FIG. 5

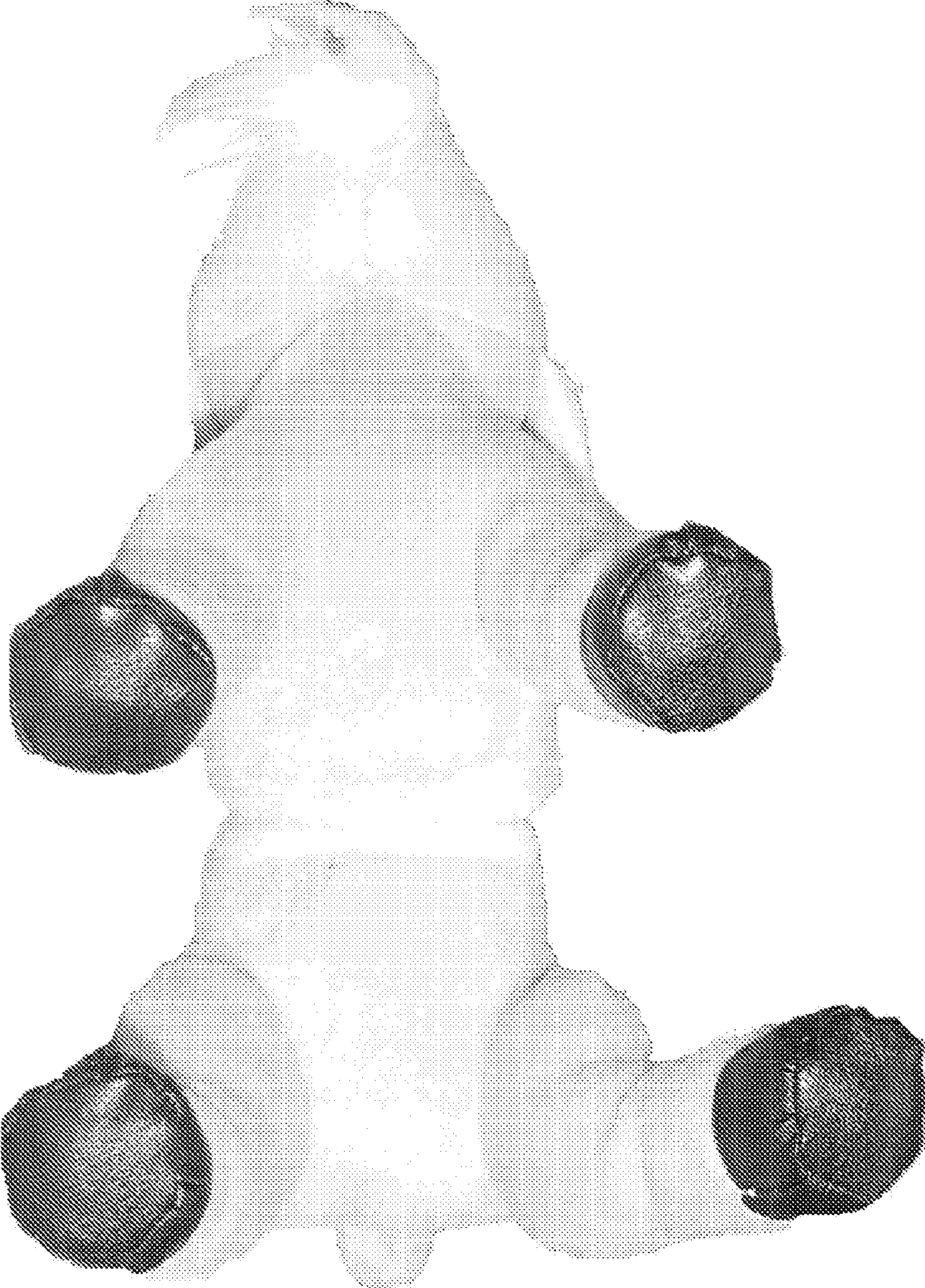


FIG. 6



FIG. 7




FIG. 8




FIG. 9

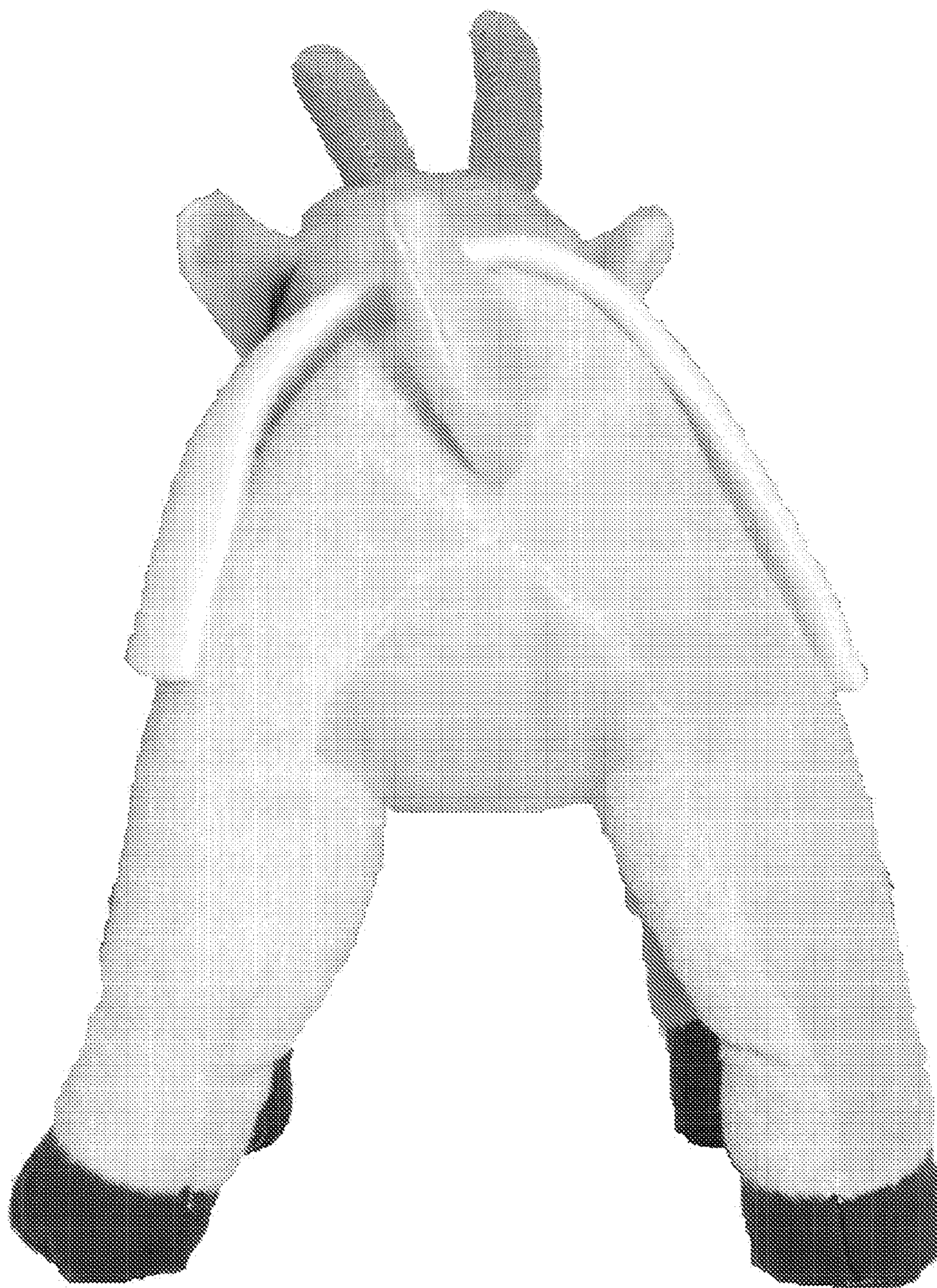


FIG. 10




FIG. 11

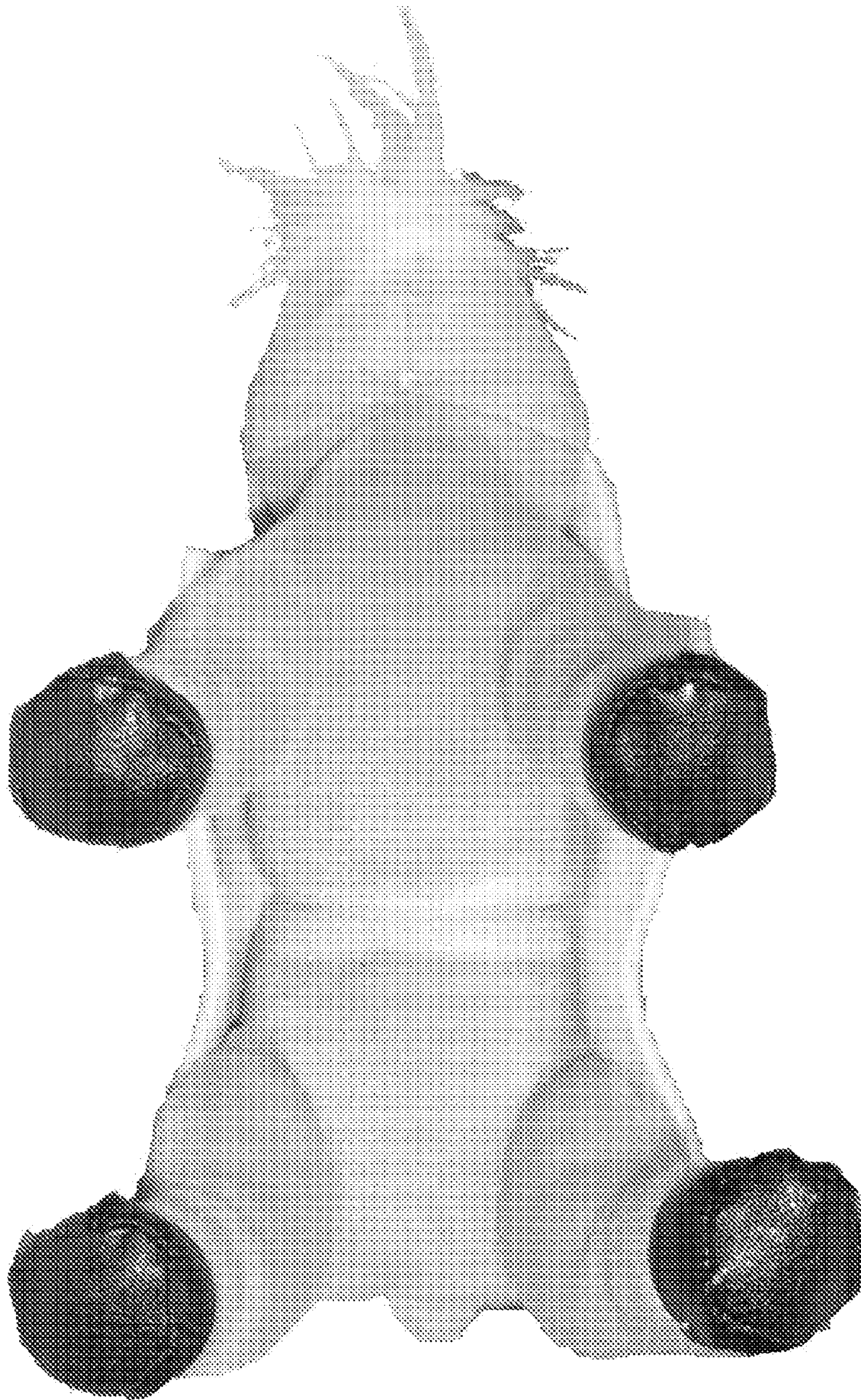


FIG. 12