

US00D586401S

(12) **United States Design Patent**
Hinton et al.

(10) **Patent No.:** **US D586,401 S**
(45) **Date of Patent:** **** Feb. 10, 2009**

(54) **BALLOON SHAPED SIGN**

(76) Inventors: **Laura Lee Hinton**, 7107 E. Stevens Rd.,
Cave Creek, AZ (US) 85331; **Robert**
Burr Hinton, 7107 E. Stevens Rd., Cave
Creek, AZ (US) 85331

(**) Term: **14 Years**

(21) Appl. No.: **29/299,942**

(22) Filed: **Jan. 7, 2008**

(51) **LOC (9) Cl.** **20-02**

(52) **U.S. Cl.** **D20/29**

(58) **Field of Classification Search** D20/10,
D20/19, 22, 24, 29, 30, 40-42, 99; 40/124.01,
40/299.01, 538, 541, 584; D10/109; D11/44,
D11/48, 81, 133; D21/439, 440, 465, 467;
283/562, 812, 56, 71, 81; 446/71, 220

See application file for complete search history.

(56) **References Cited**

U.S. PATENT DOCUMENTS

2,602,250 A * 7/1952 Raising 40/645
4,976,649 A * 12/1990 Mandell 446/220
5,024,011 A * 6/1991 Collins 40/124.01
D334,031 S * 3/1993 Berwert D20/10
D367,826 S * 3/1996 Ball et al. D10/109
D399,776 S * 10/1998 Hernandez et al. D10/109

6,238,259 B1 * 5/2001 Medina 446/71
D476,374 S * 6/2003 Boire D20/41
D514,165 S * 1/2006 McCudden et al. D20/41
2008/0074897 A1 * 3/2008 Kemp et al. 362/562

* cited by examiner

Primary Examiner—Janice E Seeger
Assistant Examiner—Mary Ann Calabrese

(57) **CLAIM**

The ornamental design for balloon shaped sign, as shown and described.

DESCRIPTION

FIG. 1 is a perspective view of a balloon shaped sign showing my new design in use with multiple signs connected to a for sale sign;

FIG. 2 is a front elevational view of the invention;

FIG. 3 is a rear elevational view of the invention;

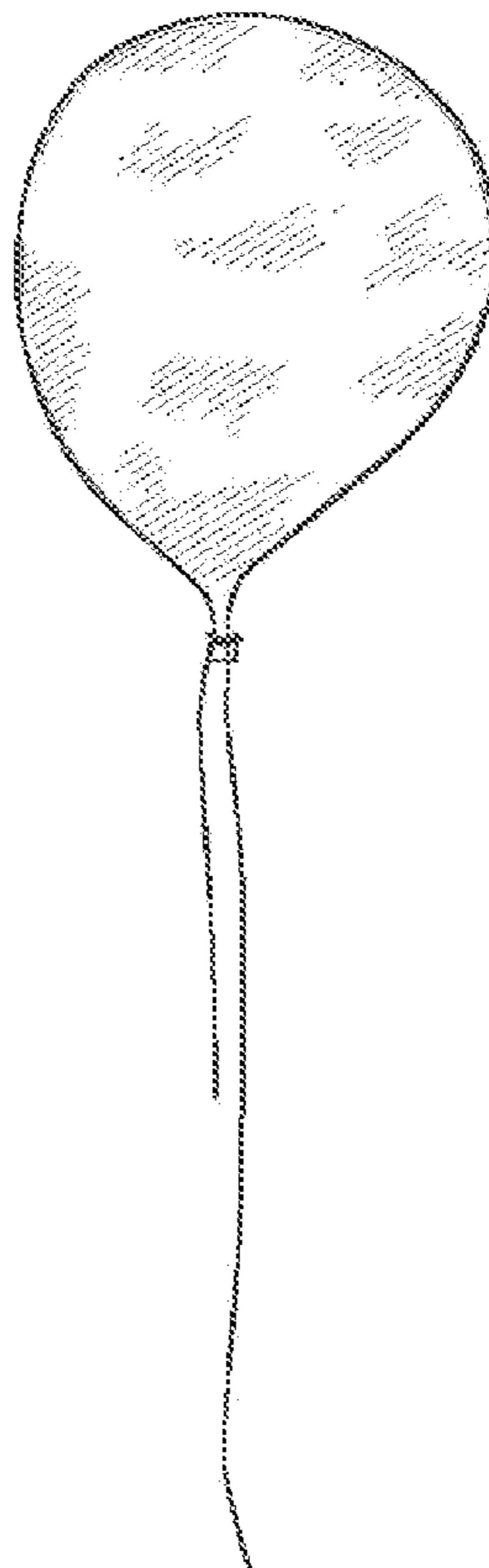
FIG. 4 is a left-side elevational view of the invention;

FIG. 5 is a top plan view of the invention; and,

FIG. 6 is a bottom plan view of the invention.

In the drawings, the broken lines illustrate the environment in which the claimed design is used and forms no part of the claim.

1 Claim, 2 Drawing Sheets






FIG. 1

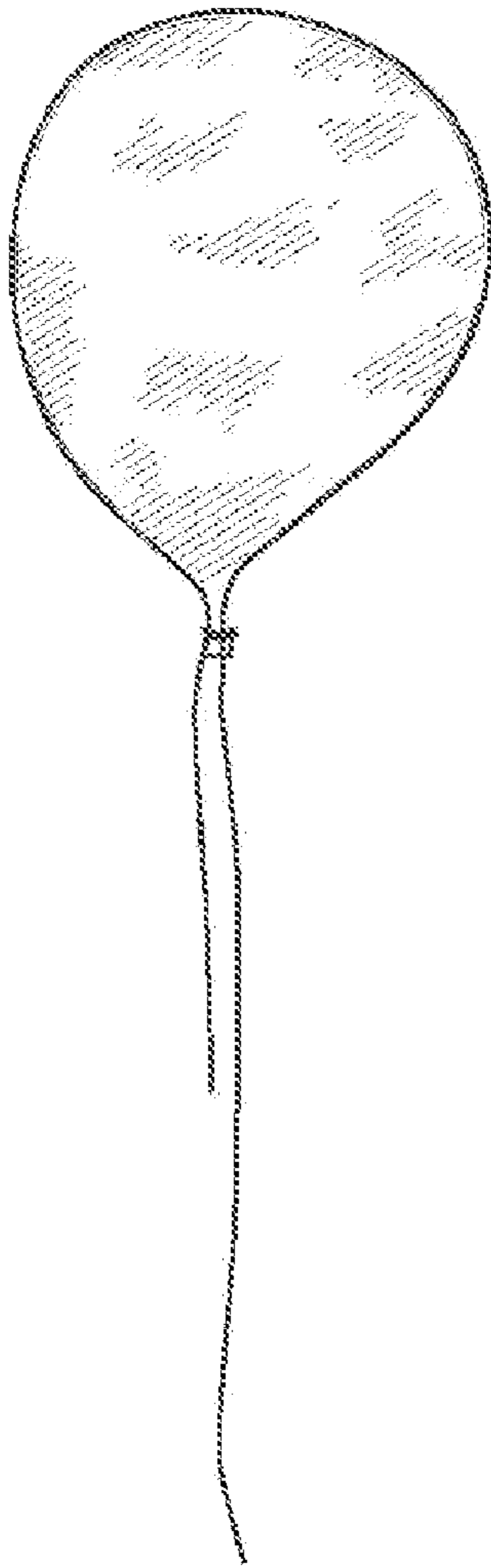


FIG. 2

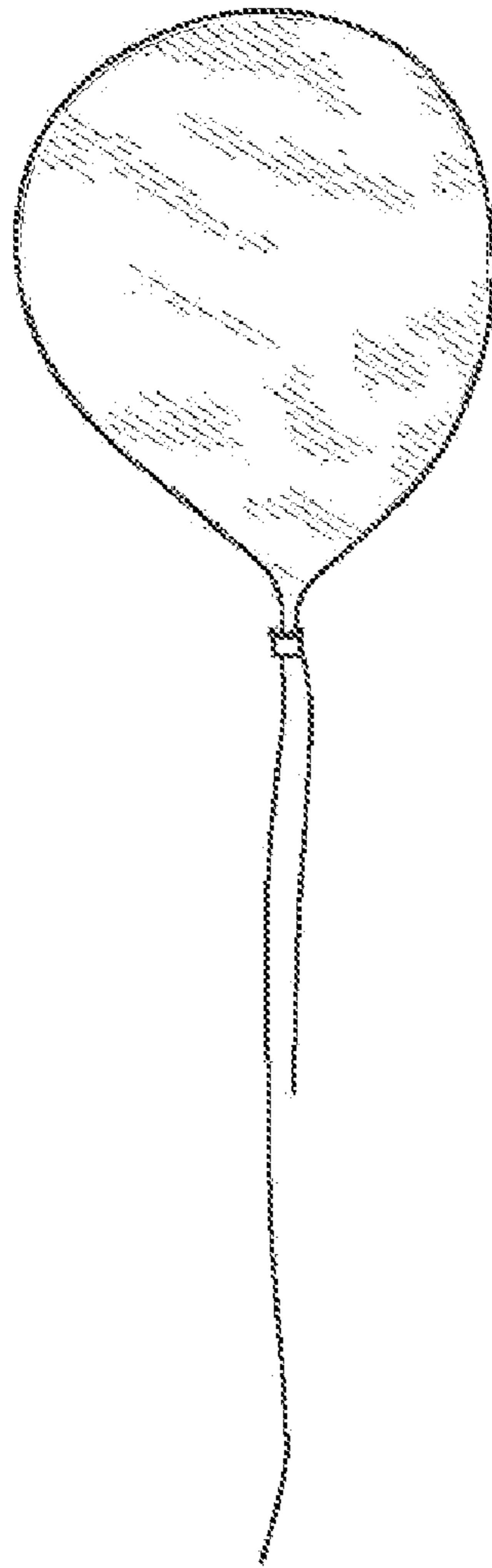


FIG. 3




FIG. 4



FIG. 5



FIG. 6