



US00D586398S

(12) **United States Design Patent**  
**Cheng**

(10) **Patent No.:** **US D586,398 S**  
(45) **Date of Patent:** **\*\* Feb. 10, 2009**

(54) **PEN CLIP**

(76) Inventor: **Dido Cheng**, Trade mart 4C-27, Taipei  
World Trade Center, No. 5, Sinyi Rd.,  
Sinyi District, Taipei City 110 (TW)

(\*\*) Term: **14 Years**

(21) Appl. No.: **29/290,749**

(22) Filed: **Jan. 10, 2008**

(51) **LOC (9) Cl.** ..... **19-06**

(52) **U.S. Cl.** ..... **D19/56**

(58) **Field of Classification Search** ..... D19/35,  
D19/36, 41-51, 53-57; 24/11 F, 11 P, 11 R;  
401/52, 99, 100, 104-109, 192, 195, 196  
See application file for complete search history.

(56) **References Cited**

U.S. PATENT DOCUMENTS

1,279,186	A	*	9/1918	Wahl	.....	24/11 R
D121,335	S	*	7/1940	Kahn	.....	D19/56
D121,336	S	*	7/1940	Kahn	.....	D19/56
4,363,432	A	*	12/1982	Warthen	.....	224/247
D304,667	S	*	11/1989	Hutton	.....	D8/18
D357,278	S	*	4/1995	Turney	.....	D19/56
D372,333	S	*	7/1996	Pearson	.....	D27/144
D428,918	S	*	8/2000	Mittersinker	.....	D19/56
D430,211	S	*	8/2000	Cheng	.....	D19/56

D508,200	S	*	8/2005	Cagle	.....	D9/434
D526,743	S	*	8/2006	Battista et al.	.....	D27/161
D549,389	S	*	8/2007	Grant	.....	D27/161
D570,415	S	*	6/2008	Richter et al.	.....	D19/56
D575,825	S	*	8/2008	Dhesse	.....	D19/56

\* cited by examiner

*Primary Examiner*—Elizabeth A Albert

(74) *Attorney, Agent, or Firm*—Rosenberg, Klein & Lee

(57) **CLAIM**

The ornamental design for a pen clip, as shown and described.

**DESCRIPTION**

FIG. 1 is a top plan view of a pen clip showing my new design;

FIG. 2 is a front view thereof;

FIG. 3 is a bottom plan view thereof;

FIG. 4 is a right side view thereof, the left side view being a mirror image of the right side;

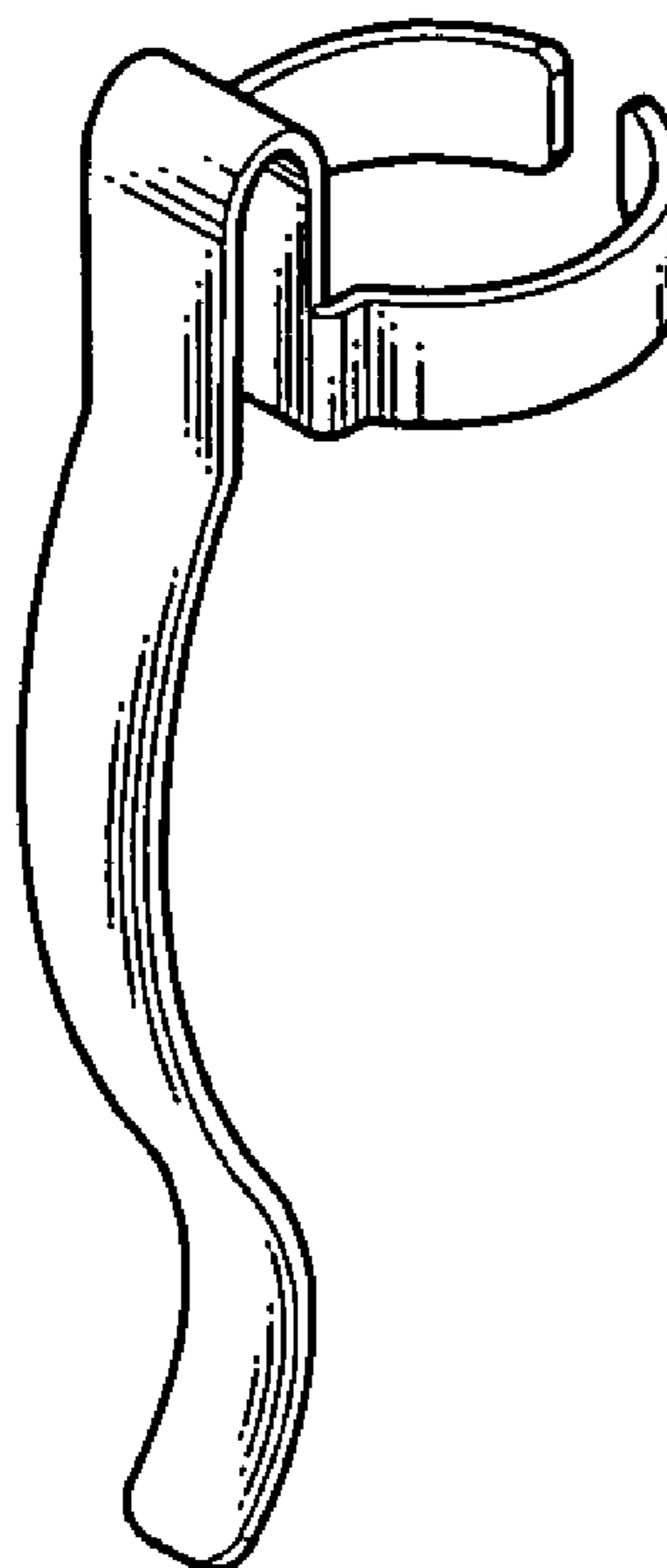

FIG. 5 is a rear view thereof;

FIG. 6 is a perspective view of the pen shown in FIG. 1; and,

FIG. 7 is a perspective view thereof on a pen.

The broken lines showing a pen in FIG. 7 are included for the purpose of illustrating environment and form no part of the claimed design.

**1 Claim, 2 Drawing Sheets**






FIG. 1

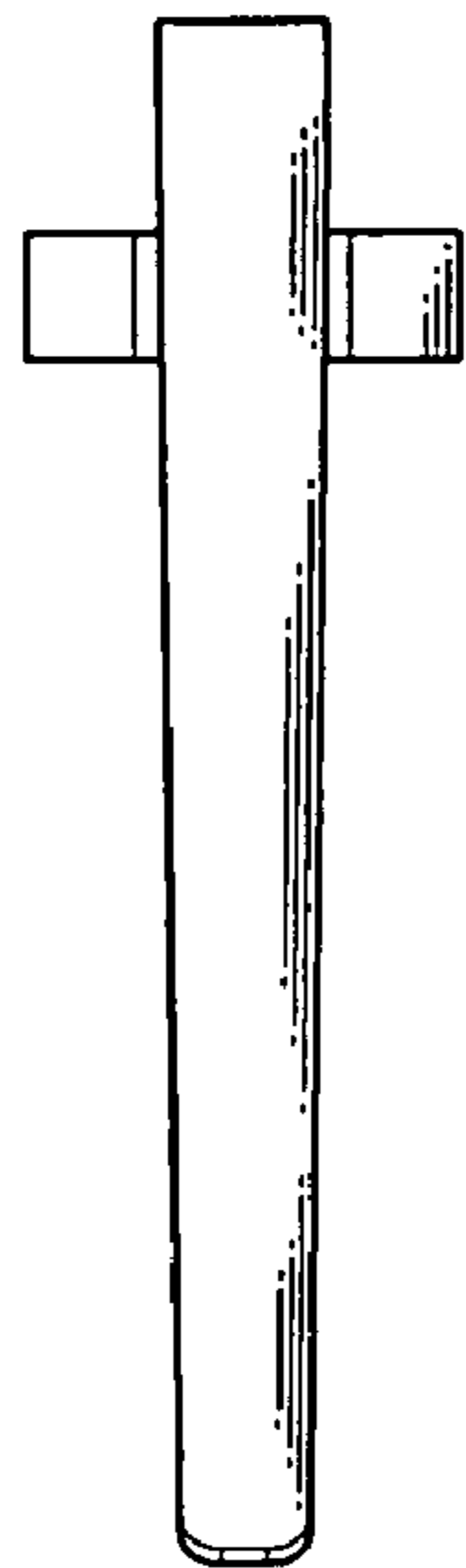


FIG. 2




FIG. 3

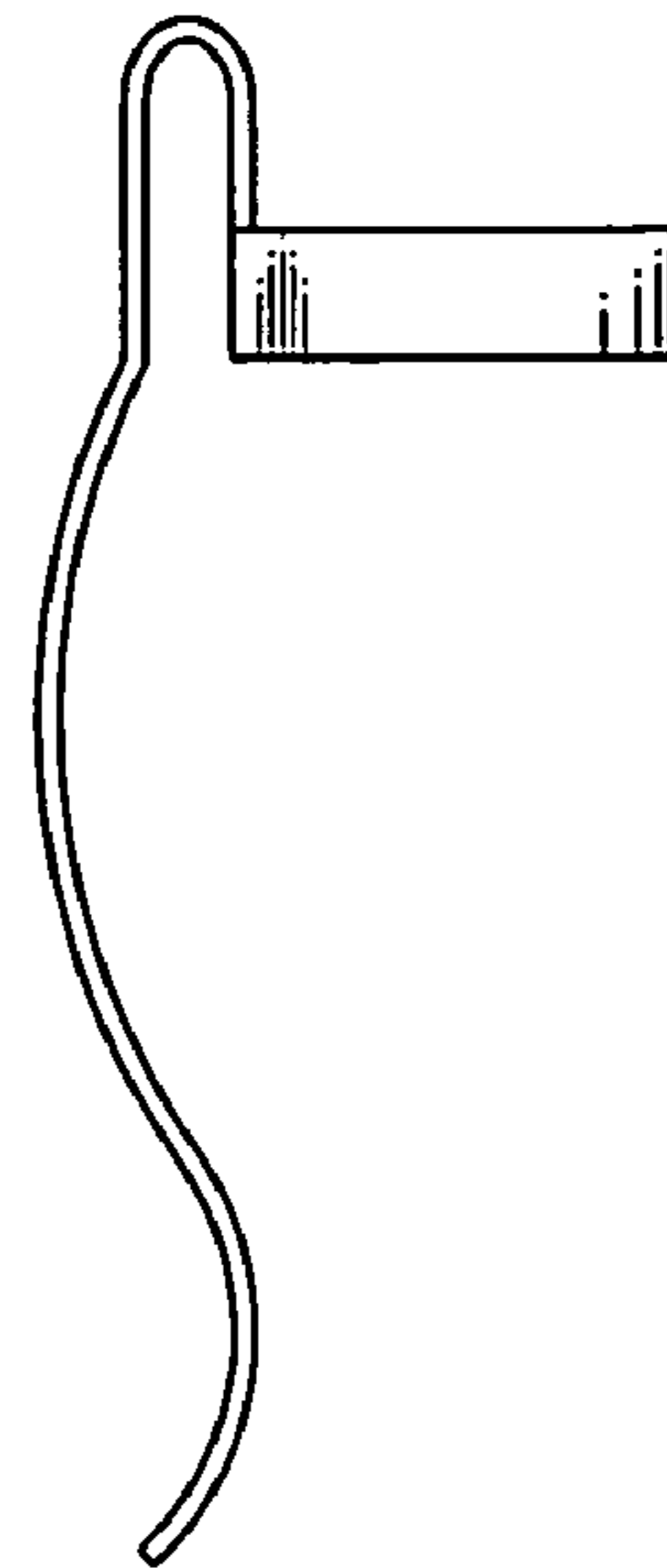


FIG. 4

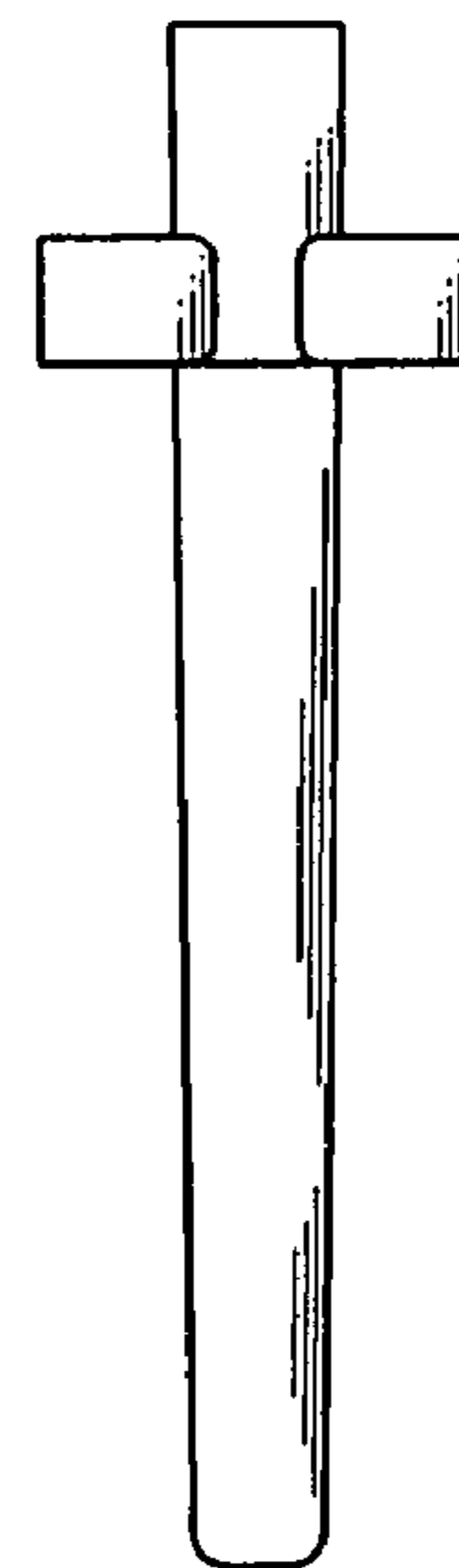


FIG. 5

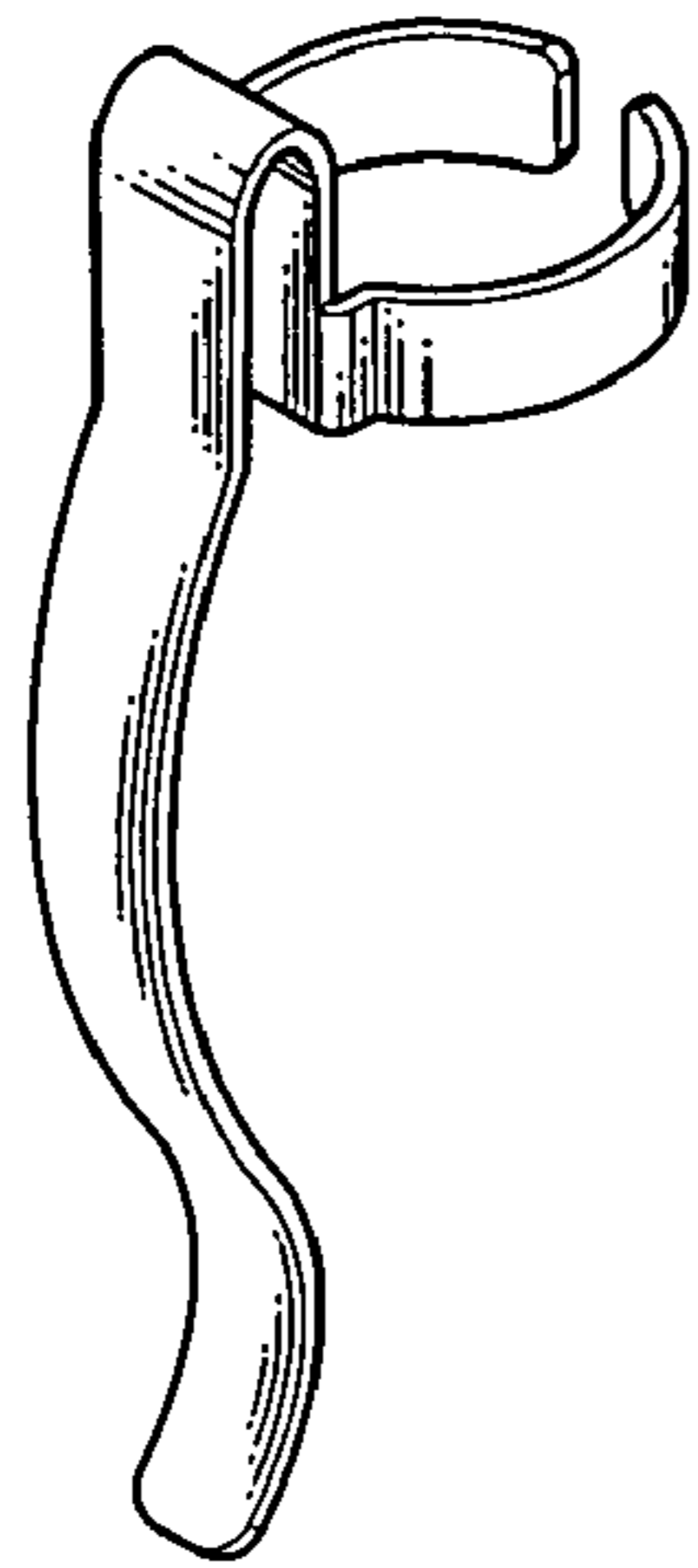


FIG. 6

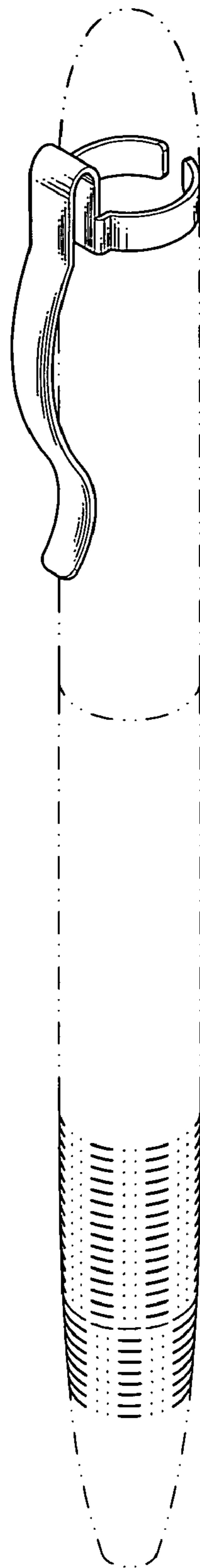


FIG. 7