



US00D586363S

(12) **United States Design Patent**
Horowitz et al.

(10) **Patent No.:** **US D586,363 S**
(45) **Date of Patent:** **** Feb. 10, 2009**

(54) **TRANSITIONAL USER INTERFACE FOR A COMPUTER DISPLAY**

(75) Inventors: **Steven Horowitz**, Oakland, CA (US);
Jeffery Bennett, San Francisco, CA (US)

(73) Assignee: **Yahoo! Inc.**, Sunnyvale, CA (US)

(**) Term: **14 Years**

(21) Appl. No.: **29/305,574**

(22) Filed: **Mar. 24, 2008**

(51) **LOC (9) Cl.** **32-00**

(52) **U.S. Cl.** **D14/486**

(58) **Field of Classification Search** D14/485-495;
345/902, 955, 956, 960; 715/207, 275, 700,
715/703, 716, 719, 720, 721, 726, 727, 728,
715/730, 738, 739, 740, 762, 763, 764, 768,
715/769, 771, 772, 773, 774, 778, 779, 783,
715/784, 810, 811, 812, 813, 814, 815, 816,
715/817, 818, 819, 820, 821, 822, 823, 824,
715/825, 828, 829, 830, 831, 835, 836, 837,
715/838, 839, 840, 841, 842, 843, 844, 845,
715/846, 847, 860, 861, 864; 715/867, 962,
715/977; D19/61

See application file for complete search history.

(56) **References Cited**

U.S. PATENT DOCUMENTS

5,539,872	A *	7/1996	Mintz et al.	715/810
5,623,590	A *	4/1997	Becker et al.	715/772
5,812,654	A *	9/1998	Anderson et al.	379/221.15
5,850,531	A *	12/1998	Cox et al.	715/781
5,945,985	A *	8/1999	Babin et al.	715/209
6,104,410	A *	8/2000	Wong	345/440

6,271,845	B1 *	8/2001	Richardson	715/764
D517,435	S *	3/2006	Yamada	D10/80
7,263,667	B1 *	8/2007	Hoellerer et al.	715/782
D553,631	S *	10/2007	Blencowe	D14/486
7,376,739	B2 *	5/2008	Ramaswamy et al.	709/226
2008/0016442	A1 *	1/2008	Khoo	715/700
2008/0168347	A1 *	7/2008	Hallyn	715/700

* cited by examiner

Primary Examiner—Jennifer Rivard

Assistant Examiner—Angela J Lee

(74) *Attorney, Agent, or Firm*—Greenberg Traurig, LLP;
James J. DeCarlo

(57) **CLAIM**

The ornamental design for a transitional user interface for a computer display, as shown and described.

DESCRIPTION

FIG. 1 is a front view of a first image of a transitional user interface for a computer display showing our new design;

FIG. 2 is a front view of a second image thereof; and,

FIG. 3 is a front view of a third image thereof.

The appearance of the user interface sequentially transitions between the images shown in FIGS. 1-3. The process or period in which one image transitions to another forms no part of the claimed design.

The broken line showing of a portion of a computer display is included for the purpose of illustrating environmental structure and forms no part of the claimed design.

The broken line showing of unclaimed portions of the user interface for a computer display forms no part of the claimed design.

1 Claim, 3 Drawing Sheets

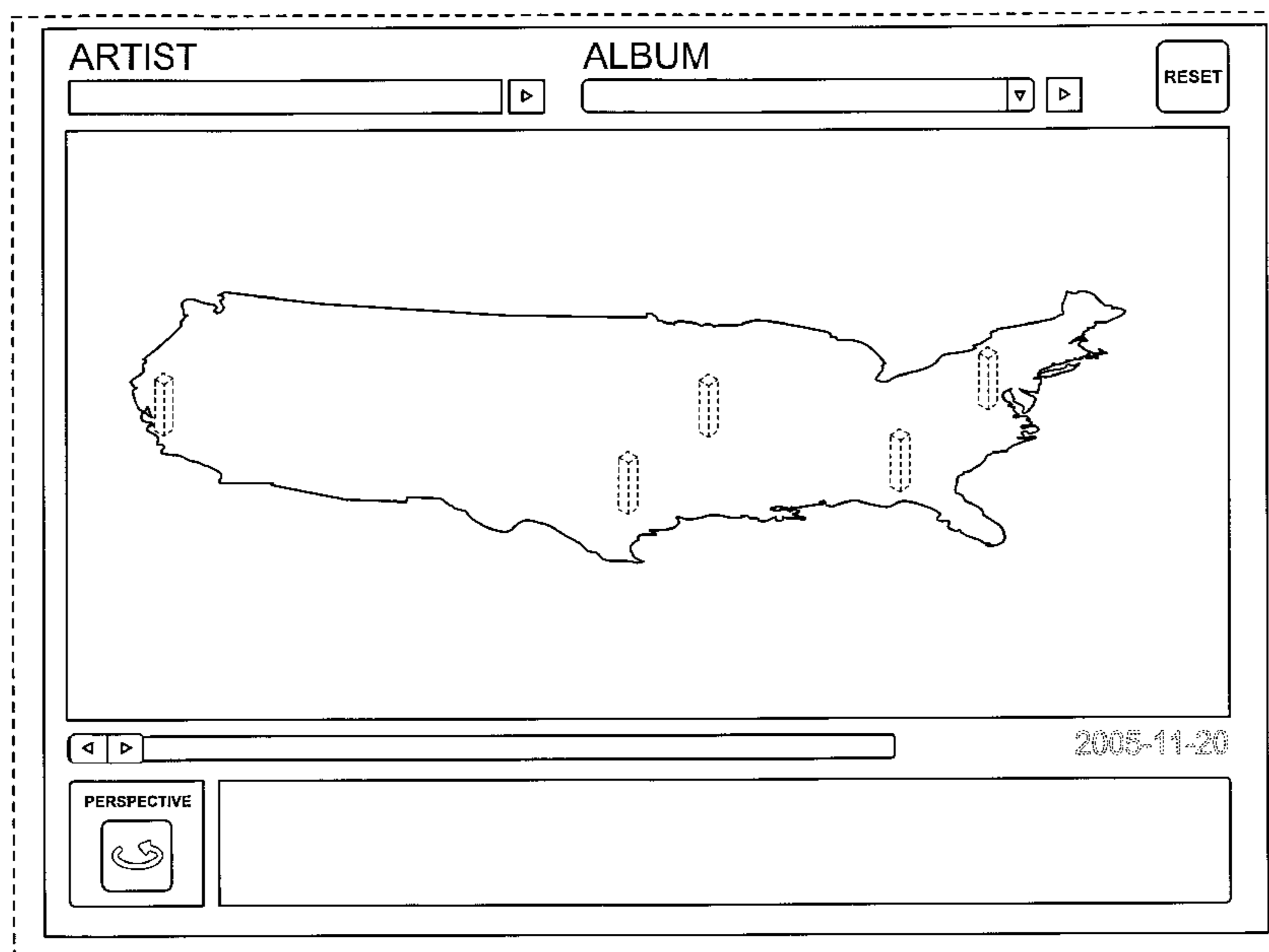


FIG. 1

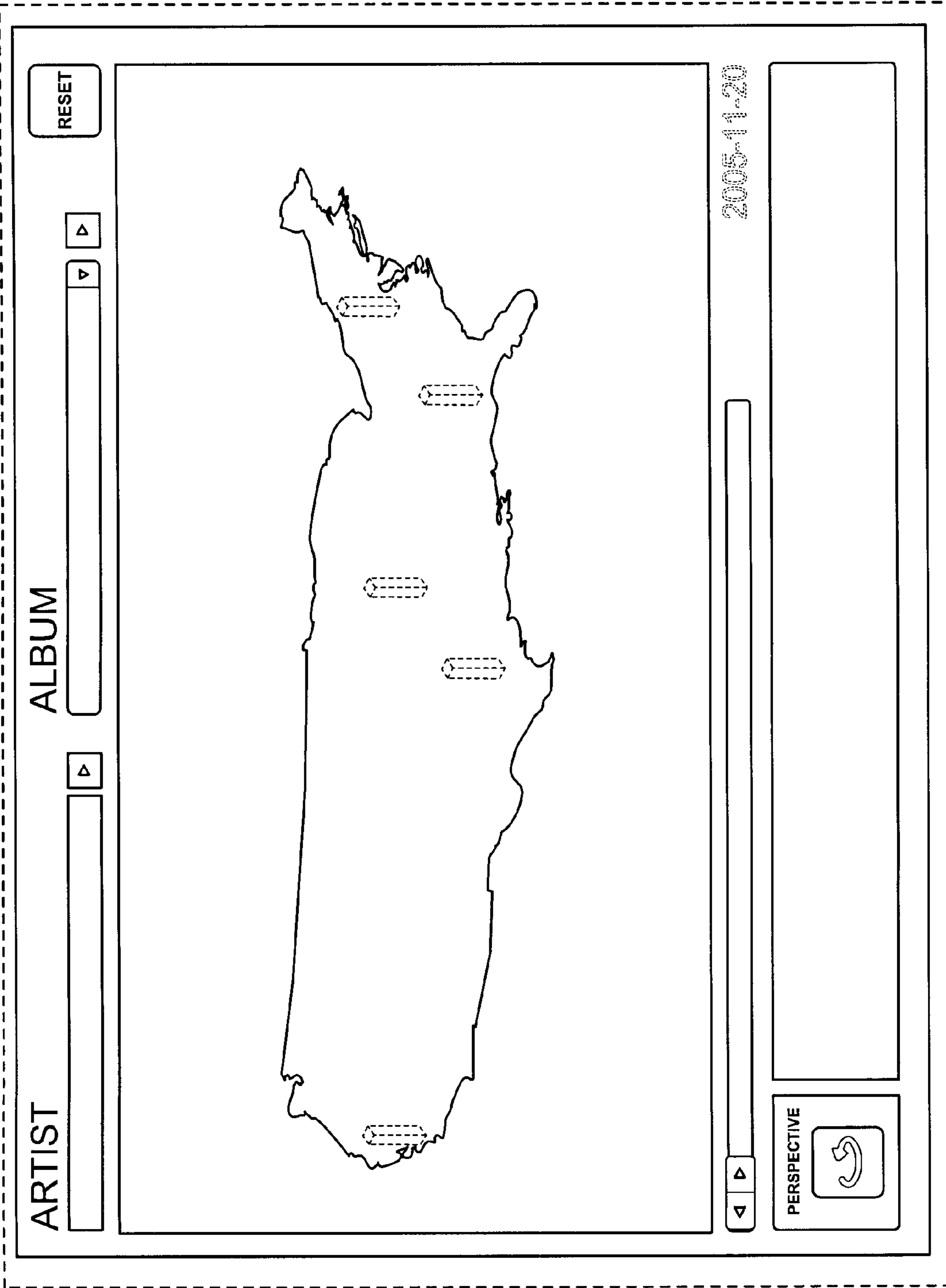


FIG. 2

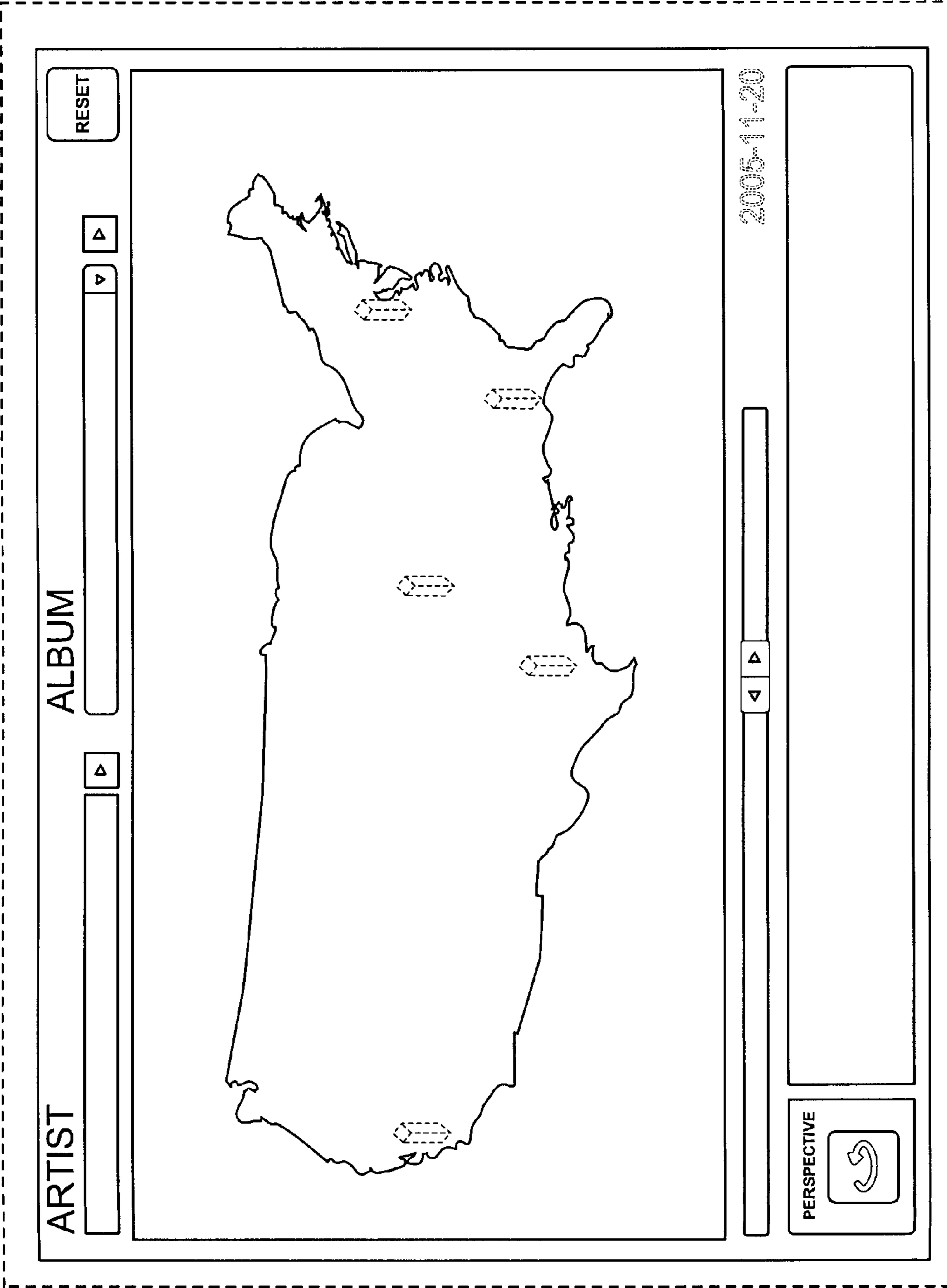


FIG. 3

