



US00D586330S

(12) **United States Design Patent**
Moore

(10) **Patent No.:** **US D586,330 S**

(45) **Date of Patent:** **** Feb. 10, 2009**

(54) **LOUDSPEAKER CABINET**

D253,700 S * 12/1979 Gillum D14/214
D253,819 S * 1/1980 Gillum D14/214
D254,491 S * 3/1980 Gillum D14/214

(76) Inventor: **Dana A. Moore**, 25-157 th Pl., SE.,
Bothell, WA (US) 98012

(**) Term: **14 Years**

* cited by examiner

Primary Examiner—Nanda Bondade

(21) Appl. No.: **29/294,983**

(57) **CLAIM**

(22) Filed: **Feb. 5, 2008**

The ornamental design for a loudspeaker cabinet, as shown.

(51) **LOC (9) Cl.** **14-01**

(52) **U.S. Cl.** **D14/214**

(58) **Field of Classification Search** D14/204,
D14/207, 210–216; 181/143–144, 147–148,
181/150–153, 157, 198–199; 381/300–303,
381/306, 332–333, 336, 345, 361–364, 386–388
See application file for complete search history.

DESCRIPTION

FIG. 1 is a bottom elevation view of a loudspeaker cabinet showing my new design;

FIG. 2 is a front elevation view thereof;

FIG. 3 is a side elevation view thereof; and,


FIG. 4 is a perspective view showing the side disclosed in FIG. 3, the top, and front thereof.

(56) **References Cited**

U.S. PATENT DOCUMENTS

D252,025 S * 6/1979 Welch et al. D14/214

1 Claim, 1 Drawing Sheet






Fig. 1

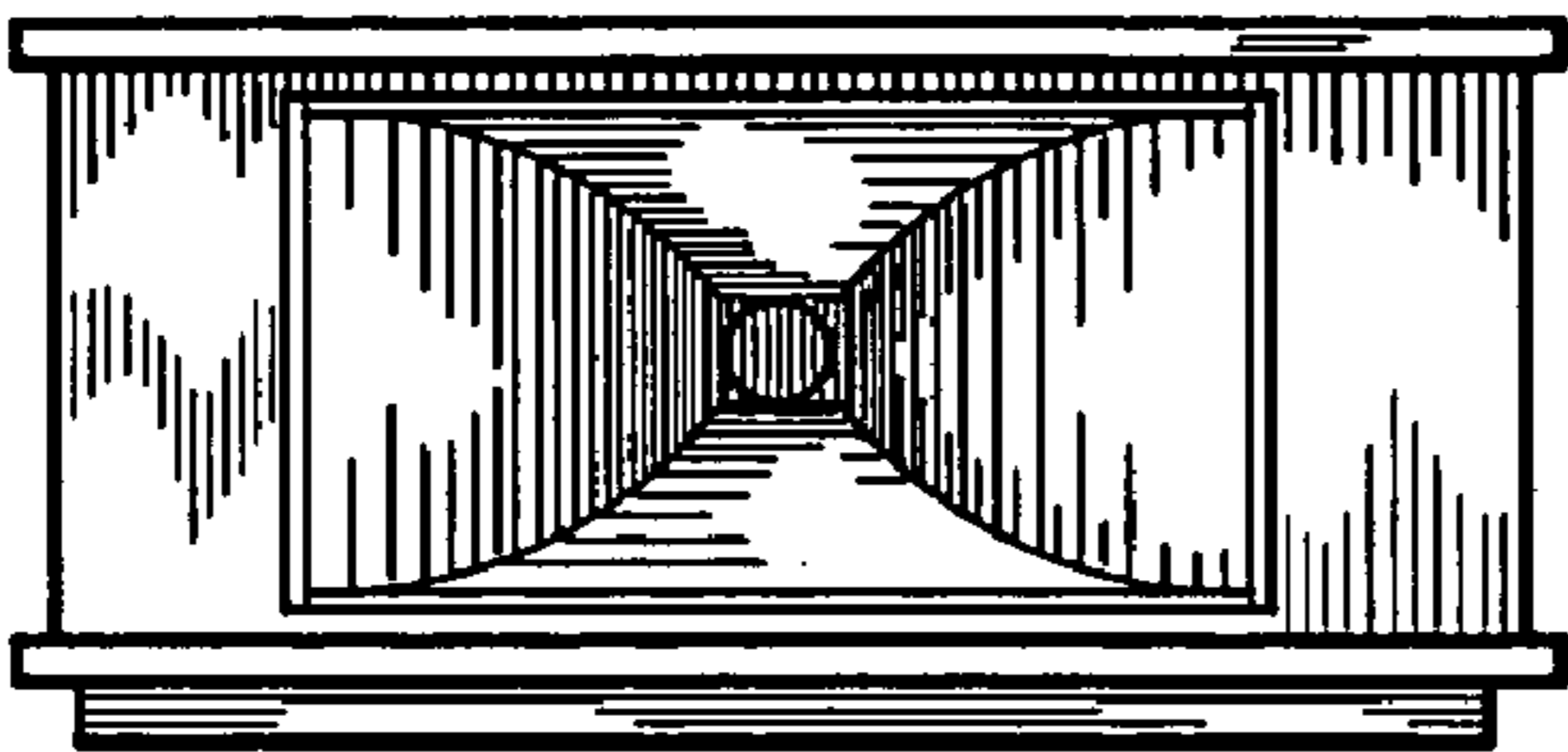


Fig. 2

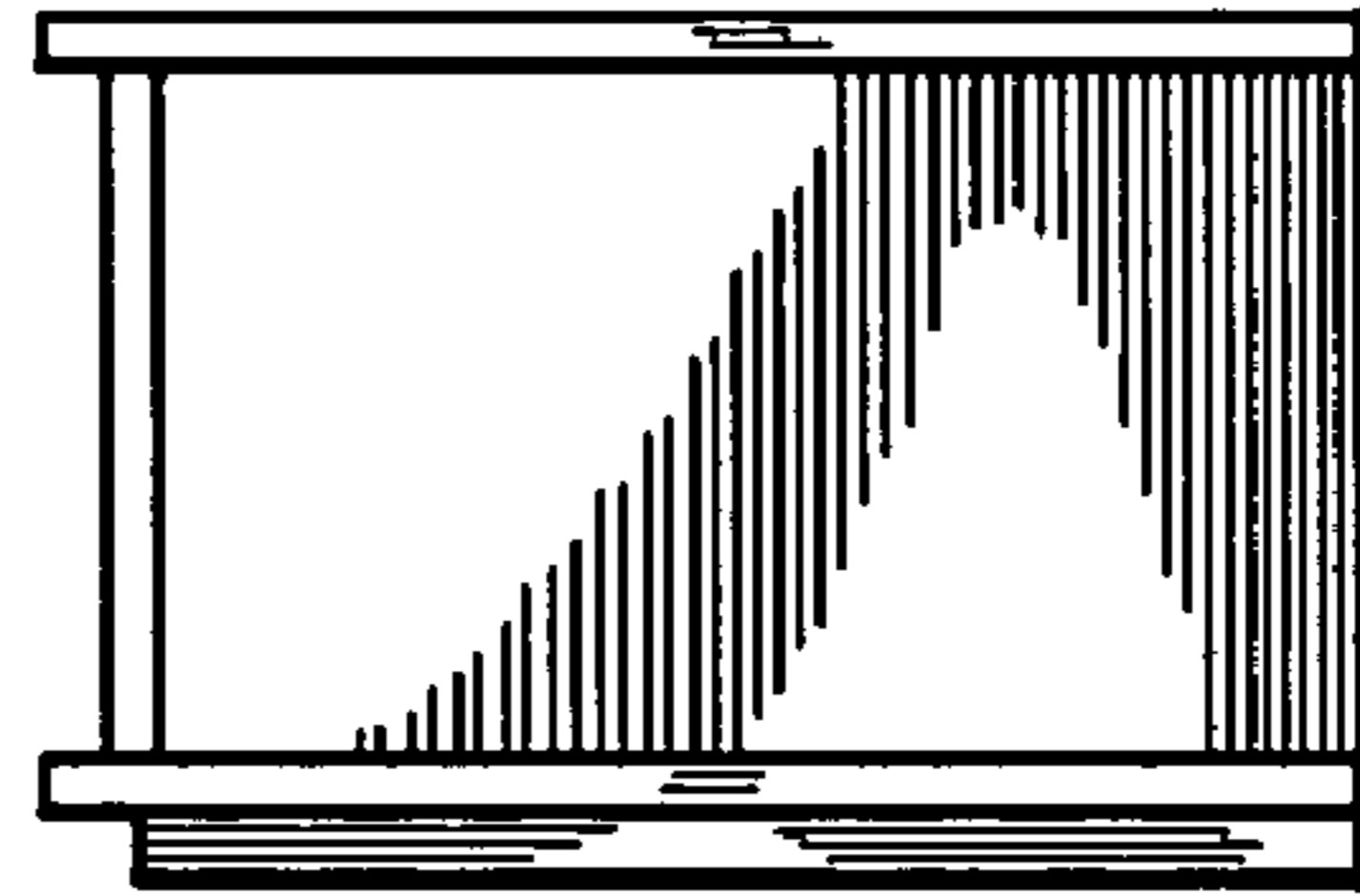


Fig. 3




Fig. 4