

US00D586326S

(12) **United States Design Patent**
Hwang

(10) **Patent No.:** **US D586,326 S**
(45) **Date of Patent:** **** Feb. 10, 2009**

(54) **TELEPHONE HANDSET**

D573,971 S * 7/2008 Hikino et al. D14/138

(75) Inventor: **Steve Hwang**, San Francisco, CA (US)

FOREIGN PATENT DOCUMENTS

(73) Assignee: **OpenPeak Inc.**, Boca Raton, FL (US)

WO DM/058233 * 12/2001
WO DM/065064 * 2/2004

(**) Term: **14 Years**

OTHER PUBLICATIONS

(21) Appl. No.: **29/305,942**

Samsung P300, announced 4Q 2005, <URL:http://www.gsmarena.com/samsung_p300-pictures-1351.php>, retrieved from internet Sep. 16, 2008 12:50:39 PM.*

(22) Filed: **Mar. 31, 2008**

Nokia 6070, announced Feb. 2005, <URL:http://www.gsmarena.com/nokia_6070-pictures-1433.php>, retrieved from internet Sep. 16, 2008 12:55:25 PM.*

(51) **LOC (9) Cl.** **14-03**

* cited by examiner

(52) **U.S. Cl.** **D14/147; D14/138 AA**

(58) **Field of Classification Search** D14/137,
D14/138 R, 138 AA, 138 AB, 138 AD, 138 C,
D14/138 G, 143-144, 147-148, 156, 218,
D14/247-248, 341-347, 390, 399, 455-456,
D14/496; D13/164, 168; D16/208; D21/329,
D21/331, 333, 517; 343/702; 348/14.01-14.02;
361/814; 379/433.01-433.13; 439/165;
455/90.3, 556.1-556.2, 566, 575.1, 575.3,
455/575.4

Primary Examiner—Ian Simmons

Assistant Examiner—Carla Jobe Wright

(74) *Attorney, Agent, or Firm*—Sterne, Kessler, Goldstein & Fox P.L.L.C.

See application file for complete search history.

(57) **CLAIM**

The ornamental design for a telephone handset, substantially as shown and described.

(56) **References Cited**

DESCRIPTION

U.S. PATENT DOCUMENTS

D376,142 S * 12/1996 Matsumoto D14/138 AA
D408,399 S * 4/1999 Nagano et al. D14/138 AA
6,674,996 B1 * 1/2004 Weckstrom 455/90.3
D525,229 S * 7/2006 Friesen et al. D14/138 AA
D539,254 S * 3/2007 Park et al. D14/138 AA
D541,786 S * 5/2007 Ookawa D14/147
D543,531 S * 5/2007 Lee D14/138 AA
D543,967 S * 6/2007 Peng D14/138 AA
D562,286 S * 2/2008 Lim et al. D14/138 AA
D563,374 S * 3/2008 Jung et al. D14/138 AA
D572,696 S * 7/2008 Jung et al. D14/138
D572,700 S * 7/2008 Kwon et al. D14/138

FIG. 1 is a perspective view of a telephone handset showing our new design;

FIG. 2 is a front view thereof;

FIG. 3 is a rear view thereof;

FIG. 4 is a left side view thereof;

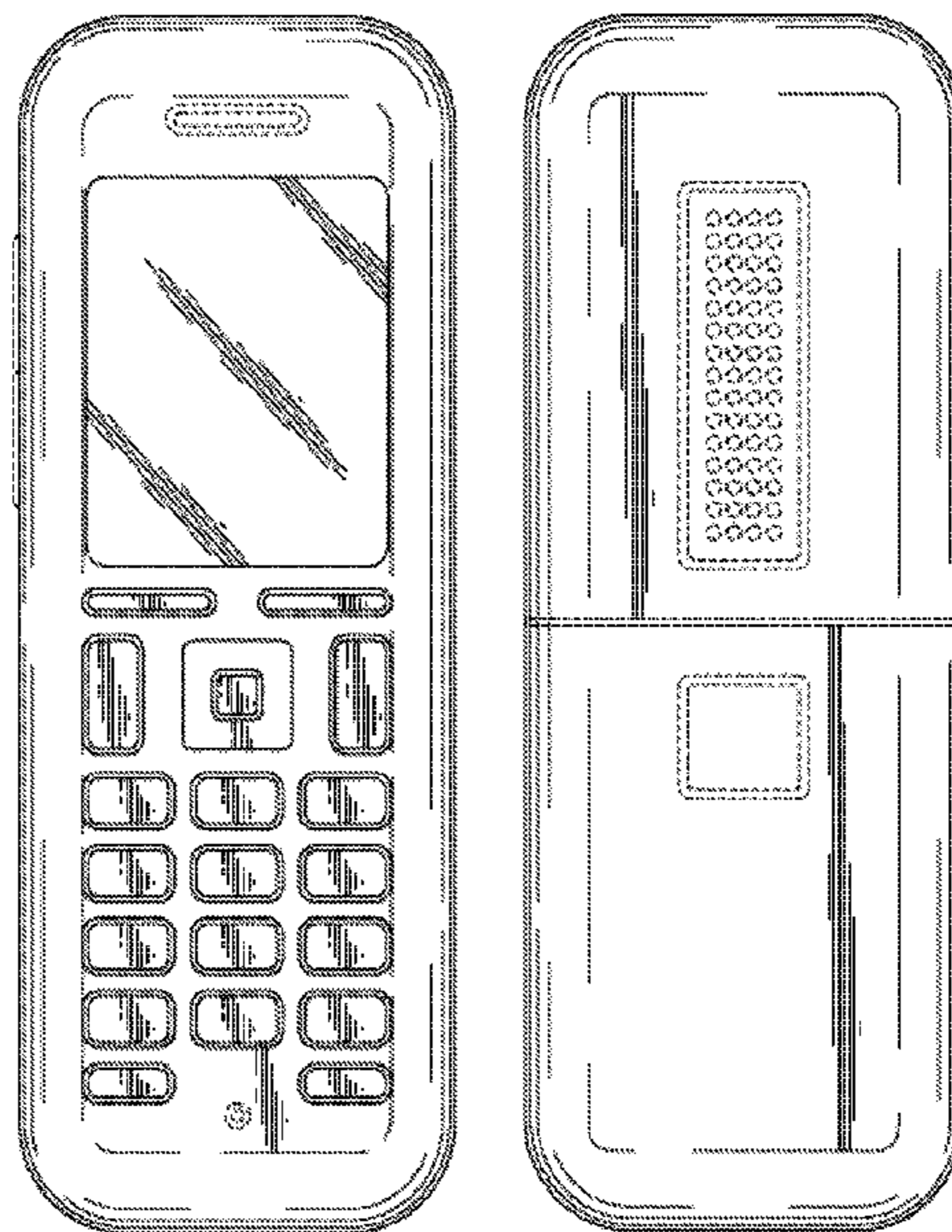
FIG. 5 is a right side view thereof;

FIG. 6 is a top plan view thereof; and,

FIG. 7 is a bottom plan view thereof.

The broken lines in the Figures are for illustrative purposes only and form no part of the claimed design.

1 Claim, 4 Drawing Sheets






FIG. 1

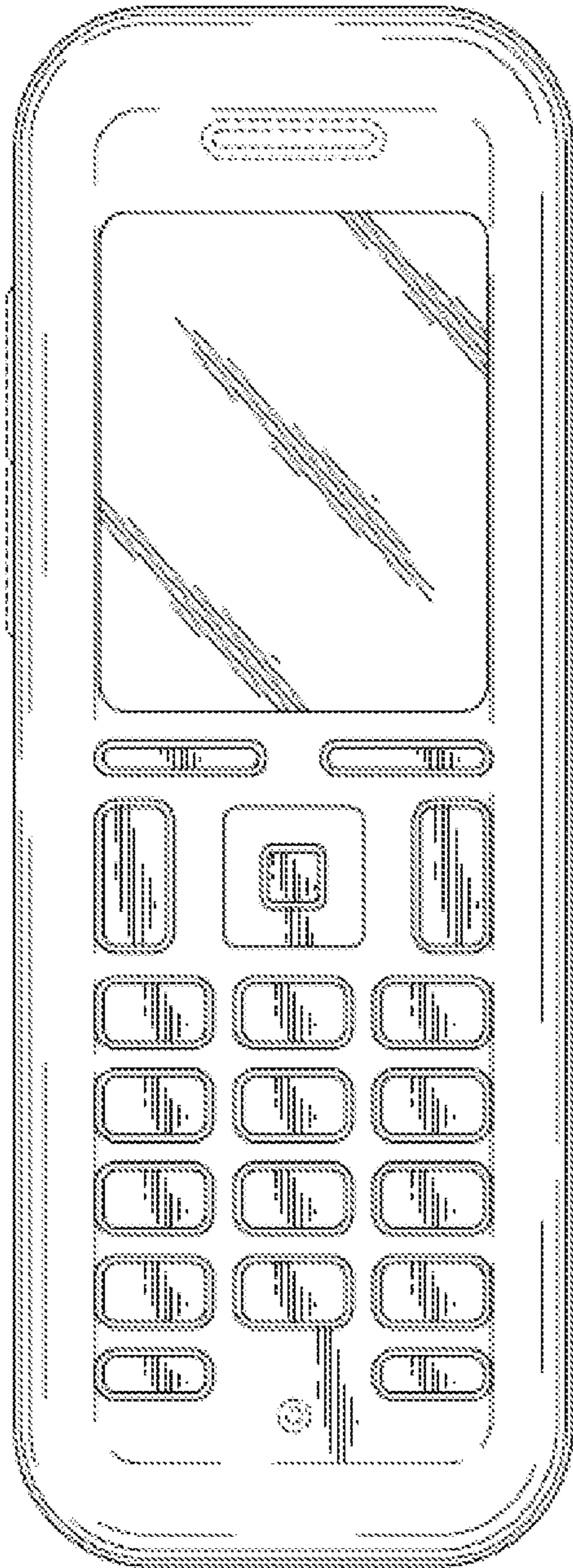


FIG. 2

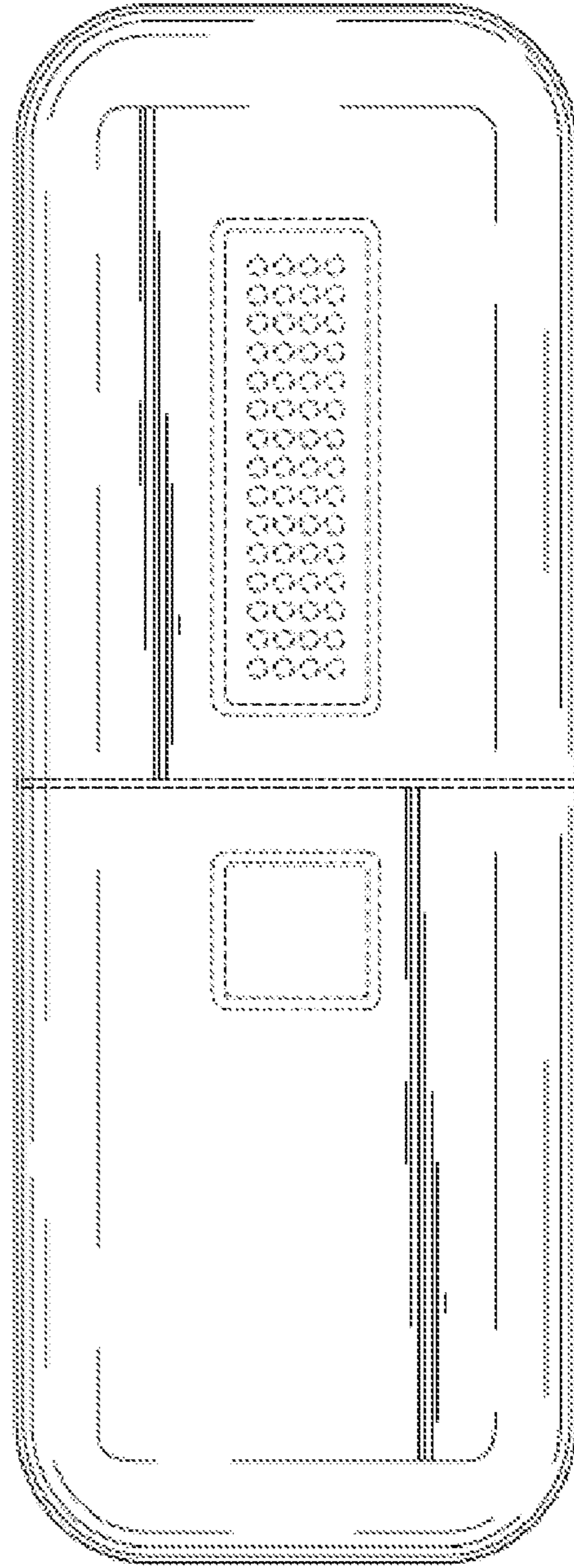


FIG. 3

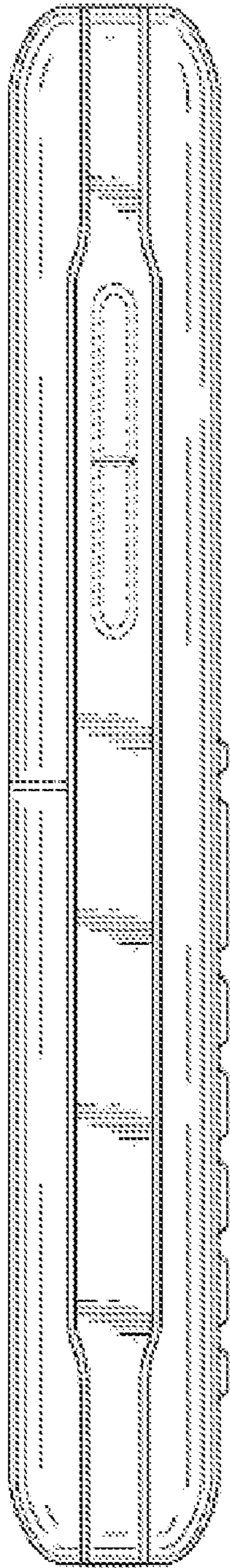


FIG. 4

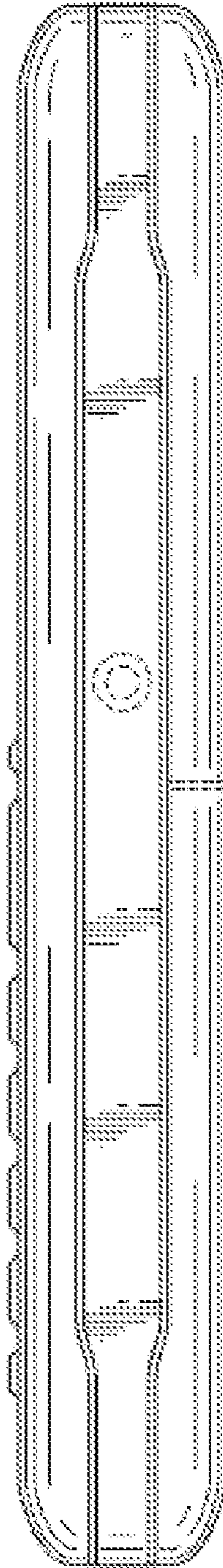


FIG. 5

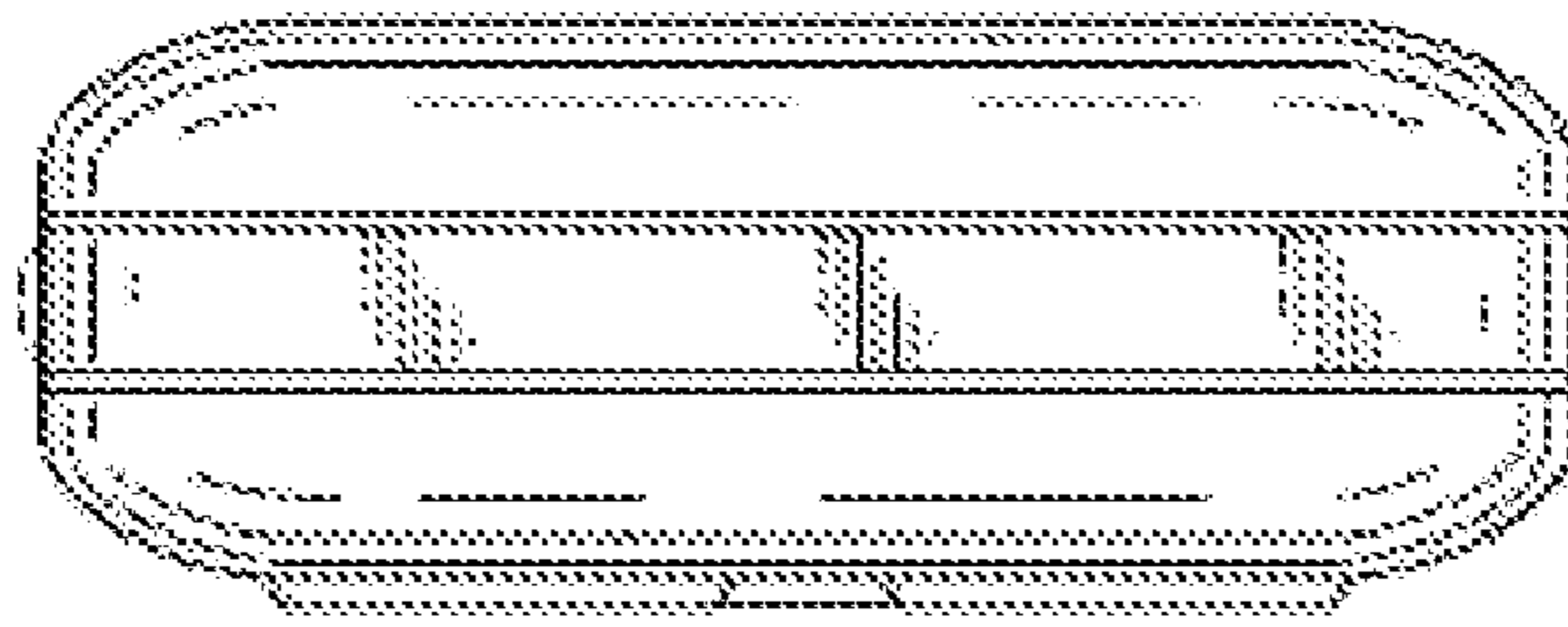


FIG. 6




FIG. 7