



US00D586310S

(12) **United States Design Patent**  
**Park et al.**

(10) **Patent No.:** **US D586,310 S**

(45) **Date of Patent:** **\*\* Feb. 10, 2009**

(54) **PORTABLE PHONE**

(75) Inventors: **Jun-Sang Park**, Anyang-si (KR);  
**Hyok-Su Choi**, Yongin-si (KR);  
**Seung-Min Park**, Seoul (KR);  
**Chang-Hwan Hwang**, Goyang-si (KR)

(73) Assignee: **Samsung Electronics Co., Ltd.**,  
Suwon-Si (KR)

(\*\*) Term: **14 Years**

(21) Appl. No.: **29/290,356**

(22) Filed: **Nov. 26, 2007**

(30) **Foreign Application Priority Data**

Aug. 9, 2007 (KR) ..... 30-2007-0034225

(51) **LOC (9) Cl.** ..... **14-03**

(52) **U.S. Cl.** ..... **D14/138 AD**

(58) **Field of Classification Search** ..... D14/137,  
D14/138, 147, 191, 218, 247-248, 341-347,  
D14/496; D10/65, 78, 104; D13/168; D18/7;  
455/556.1, 566, 575.1, 575.3; 345/169  
See application file for complete search history.

(56) **References Cited**

**U.S. PATENT DOCUMENTS**

6,622,031 B1 \* 9/2003 McCleary et al. .... 455/575.7  
D495,695 S \* 9/2004 Yugaya ..... D14/346  
D496,645 S \* 9/2004 Yoo et al. .... D14/138  
D503,642 S \* 4/2005 Hutchison et al. .... D10/81  
D525,609 S \* 7/2006 Kim et al. .... D14/138  
D528,094 S \* 9/2006 Hwang ..... D14/138  
D529,474 S \* 10/2006 Park et al. .... D14/138  
D530,297 S \* 10/2006 Moon et al. .... D14/138  
D534,516 S \* 1/2007 Lheem ..... D14/138  
D545,843 S \* 7/2007 Song ..... D14/496  
D547,743 S \* 7/2007 Kim et al. .... D14/138  
D548,715 S \* 8/2007 Lee et al. .... D14/138  
D549,205 S \* 8/2007 Cho ..... D14/138  
D550,189 S \* 9/2007 Kim et al. .... D14/138

D551,201 S \* 9/2007 Kim et al. .... D14/138  
D552,579 S \* 10/2007 Lee et al. .... D14/138

(Continued)

**OTHER PUBLICATIONS**

Asus P535, announced Nov. 2006, [online], [retrieved on Feb. 20, 2007]. Retrieved from Internet ,<URL: <http://www.gsmarena.com>>.\*

(Continued)

*Primary Examiner*—Jeffrey D Asch

*Assistant Examiner*—Bridget L Eland

(74) *Attorney, Agent, or Firm*—Staas & Halsey LLP

(57) **CLAIM**

The ornamental design for a portable phone, as shown and described.

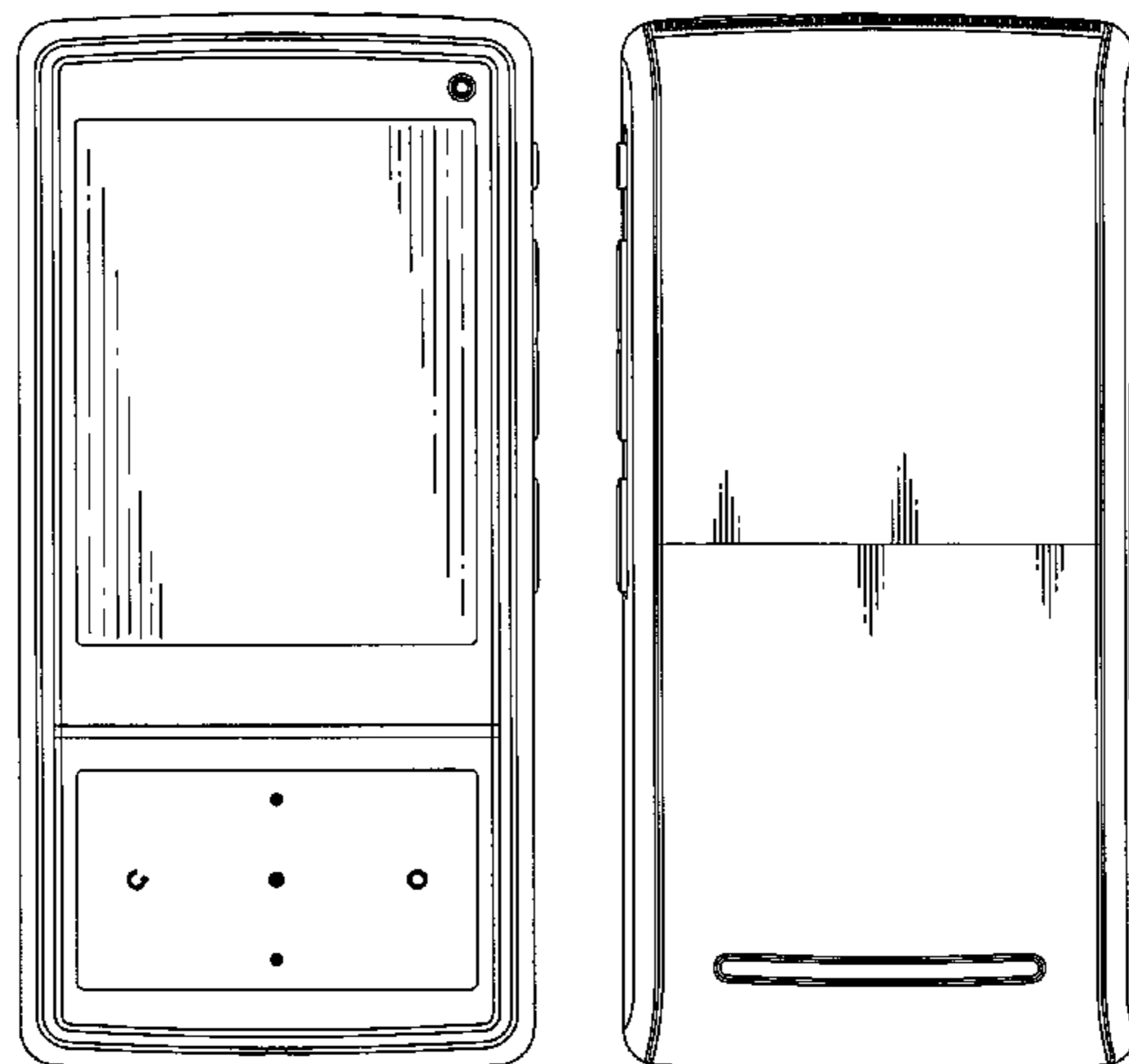
**DESCRIPTION**

FIG. 1 is a perspective view of a portable phone;  
FIG. 2 is a front view of the portable phone of FIG. 1;  
FIG. 3 is a rear view of the portable phone of FIG. 1;  
FIG. 4 is a left-side view of the portable phone of FIG. 1;  
FIG. 5 is a right-side view of the portable phone of FIG. 1;  
FIG. 6 is a top plan view of the portable phone of FIG. 1;  
FIG. 7 is a bottom plan view of the portable phone of FIG. 1;  
and

FIG. 8 is a front view of the portable phone of FIG. 1, displaying digital camera function keys, visible when a lower portion on a rear part of the phone is slid downward; and,  
FIG. 9 is a rear view of the portable phone of FIG. 8, displaying the digital camera.

The broken lines and the surfaces within the open rectangular space in the FIG. 9 view represent the bounds of the claimed design while all other broken lines are directed to environment and are for illustrative purposes only; the broken lines form no part of the claimed design.

**1 Claim, 6 Drawing Sheets**



# US D586,310 S

Page 2

---

## U.S. PATENT DOCUMENTS

D553,599 S \* 10/2007 Lee et al. .... D14/138  
D554,098 S \* 10/2007 Lee ..... D14/138  
D557,239 S \* 12/2007 Lee ..... D14/138  
D561,728 S \* 2/2008 Kim et al. .... D14/138  
D569,365 S \* 5/2008 Shin et al. .... D14/138  
D569,830 S \* 5/2008 Kwak ..... D14/138  
D570,816 S \* 6/2008 Lee et al. .... D14/138  
2006/0111161 A1 \* 5/2006 Cha et al. .... 455/575.4  
2007/0232370 A1 \* 10/2007 Kim ..... 455/575.4  
2007/0242048 A1 \* 10/2007 Yang ..... 345/169

## OTHER PUBLICATIONS

BenQ EL71, announced Feb. 2006, [online], [retrieved on Dec. 13, 2007]. Retrieved from Internet ,<URL: <http://www.gsmarena.com>>.\*  
Nokia N96, announced Feb. 2008, [online], [retrieved on Mar. 21, 2008]. Retrieved from Internet ,<URL: <http://www.gsmarena.com>>.\*  
Samsung i450, announced Aug. 2007, [online], [retrieved on Sep. 15, 2007]. Retrieved from Internet ,<URL: <http://www.gsmarena.com>>.\*

\* cited by examiner

FIG. 1

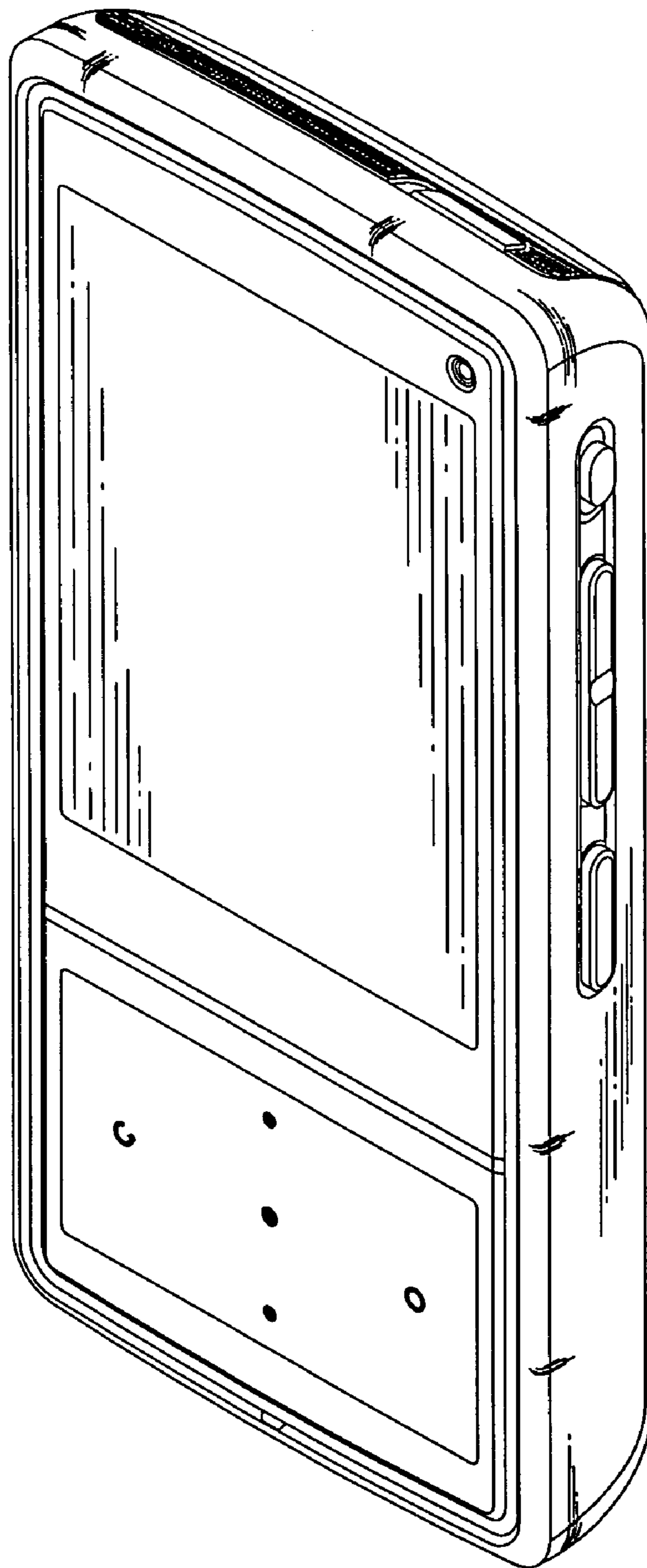


FIG. 2

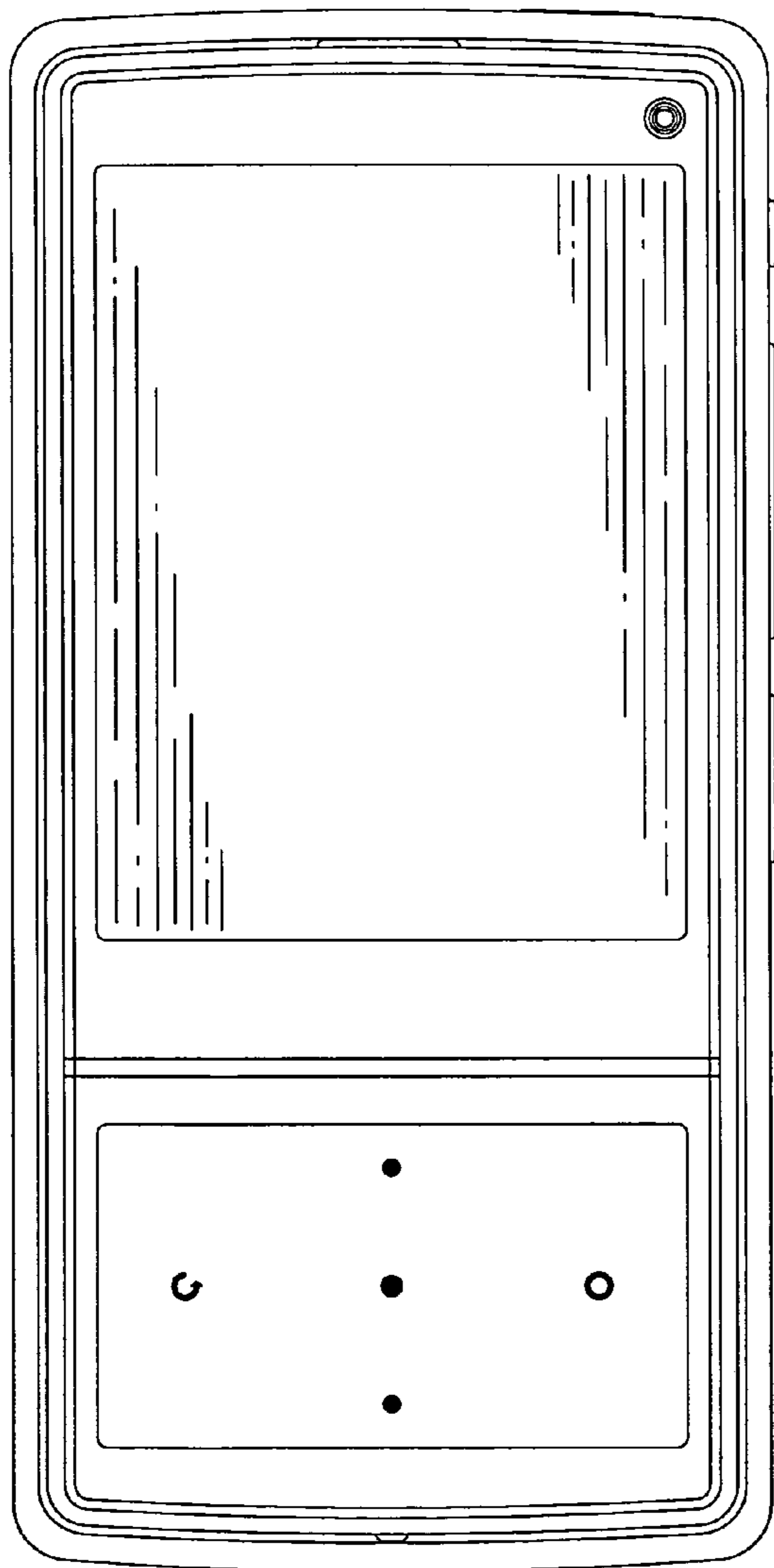


FIG. 3

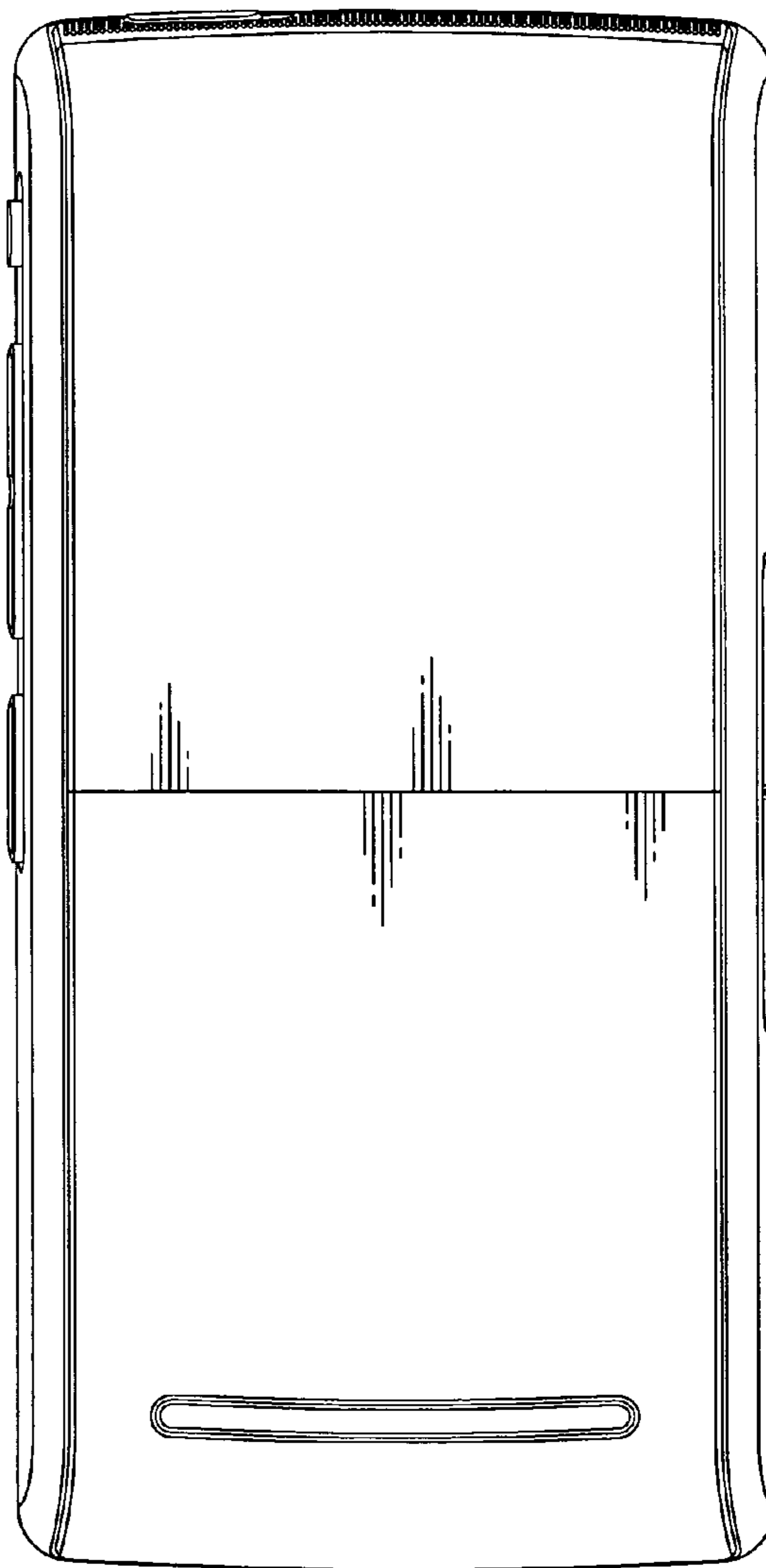


FIG. 4

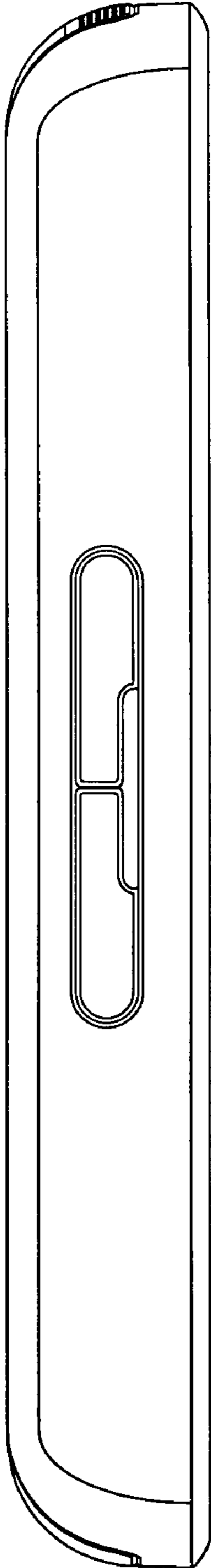


FIG. 5

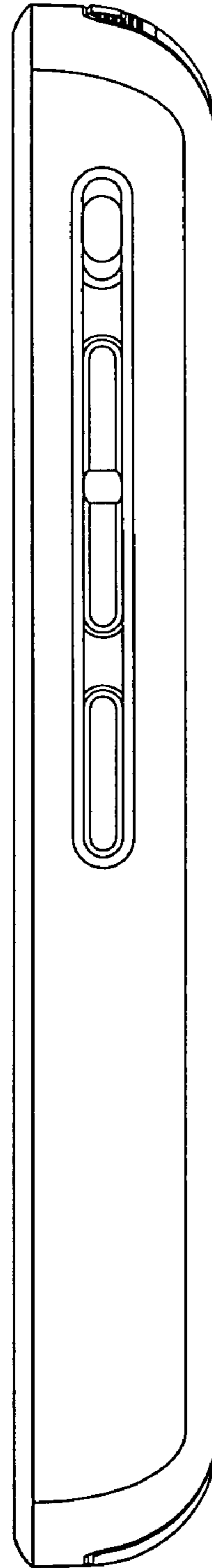


FIG. 6

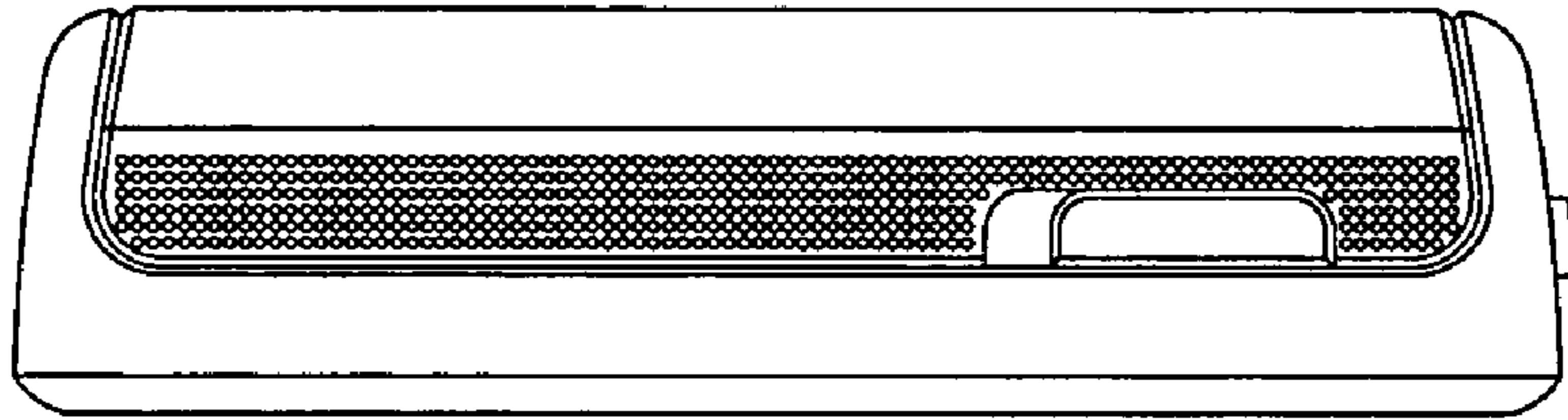


FIG. 7




FIG. 8

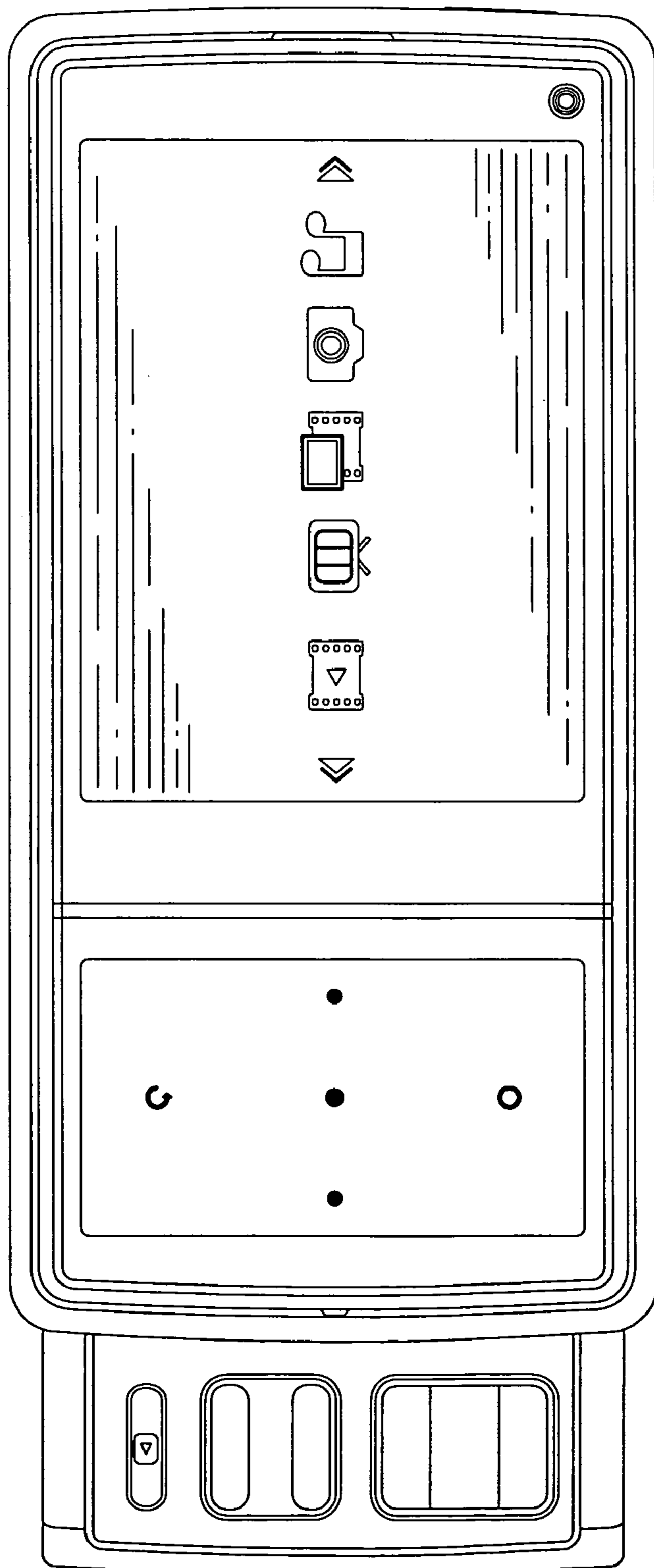




FIG. 9

