



US00D586305S

(12) **United States Design Patent**
Tsuboi

(10) **Patent No.:** **US D586,305 S**
(45) **Date of Patent:** **** Feb. 10, 2009**

(54) **IMAGE AND SOUND EDITOR**

(75) Inventor: **Hideki Tsuboi**, Tokyo (JP)

(73) Assignee: **Kabushiki Kaisha Toshiba**, Tokyo (JP)

(**) Term: **14 Years**

(21) Appl. No.: **29/322,246**

(22) Filed: **Jul. 31, 2008**

(30) **Foreign Application Priority Data**

Apr. 4, 2008 (JP) 2008-008758

(51) **LOC (9) Cl.** **14-03**

(52) **U.S. Cl.** **D14/125**

(58) **Field of Classification Search** D14/125-134,
D14/239, 371, 136, 374-377, 137, 188, 168,
D14/169, 265, 496; 312/7.2; 348/836, 838,
348/180, 184, 325, 739; 341/12, 176, 173;
248/917-924, 465, 123.11; 345/104, 133,
345/156, 168, 87, 173, 169, 905; 349/1,
349/2, 11, 62; 720/605, 669, 600, 655, 99,
720/197; 455/344-347, 3.01-3.06, 346,
455/151.1, 151.2; 340/825.25
See application file for complete search history.

(56) **References Cited**

U.S. PATENT DOCUMENTS

D321,195 S	10/1991	Hayashi	
D335,496 S	5/1993	Ito et al.	
D342,737 S	12/1993	Kawase	
D379,625 S	6/1997	Uchiyama	
D401,240 S	11/1998	Metzler	
D404,031 S	1/1999	Uchiyama	
D412,172 S	7/1999	Uchiyama	
D420,667 S	2/2000	Metzler	
D425,061 S *	5/2000	Ito et al.	D14/156
D428,872 S *	8/2000	Kizawa	D14/188
D434,014 S *	11/2000	Sasago	D14/125

D434,397 S	11/2000	Sasago	
D435,025 S	12/2000	Sumita	
D435,026 S	12/2000	Sasago	
D487,436 S *	3/2004	Miyazaki	D14/136
D504,881 S	5/2005	Kangasmaa	
D525,266 S *	7/2006	Smith	D14/496
D531,982 S	11/2006	Akita	
D537,435 S *	2/2007	Oikawa	D14/188
D565,061 S *	3/2008	Tsuboi	D14/496
D570,328 S	6/2008	Kaneko et al.	
D574,357 S	8/2008	Cai	

FOREIGN PATENT DOCUMENTS

JP D1079381 7/2000

OTHER PUBLICATIONS

Sony Catalog: HDCAM Series; HDW-S280.
Sony Catalog: Sony Broadcast; MAV-555.

* cited by examiner

Primary Examiner—Philip S Hyder
Assistant Examiner—Randall H Gholson
(74) *Attorney, Agent, or Firm*—Banner & Witcoff, Ltd.

(57) **CLAIM**

The ornamental design for an image and sound editor, as shown and described.

DESCRIPTION

FIG. 1 is an enlarged top, front and right side perspective view of a image and sound editor showing my new design,
FIG. 2 is a front elevational view thereof,
FIG. 3 is a left side elevational view thereof,
FIG. 4 is a right side elevational view thereof,
FIG. 5 is a top plan view thereof,
FIG. 6 is a bottom plan view thereof; and,
FIG. 7 is a rear elevational view thereof.

1 Claim, 2 Drawing Sheets

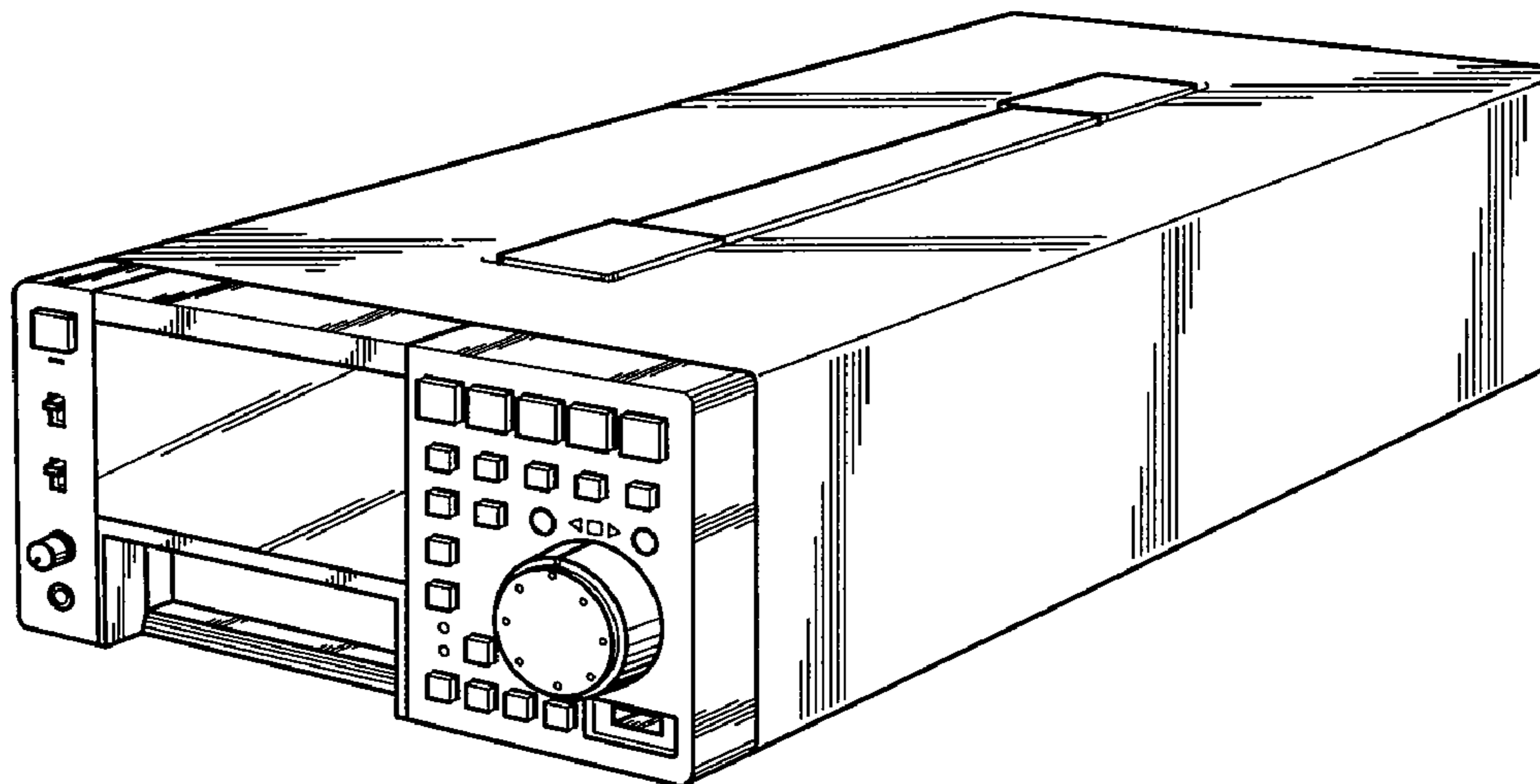


FIG. 1

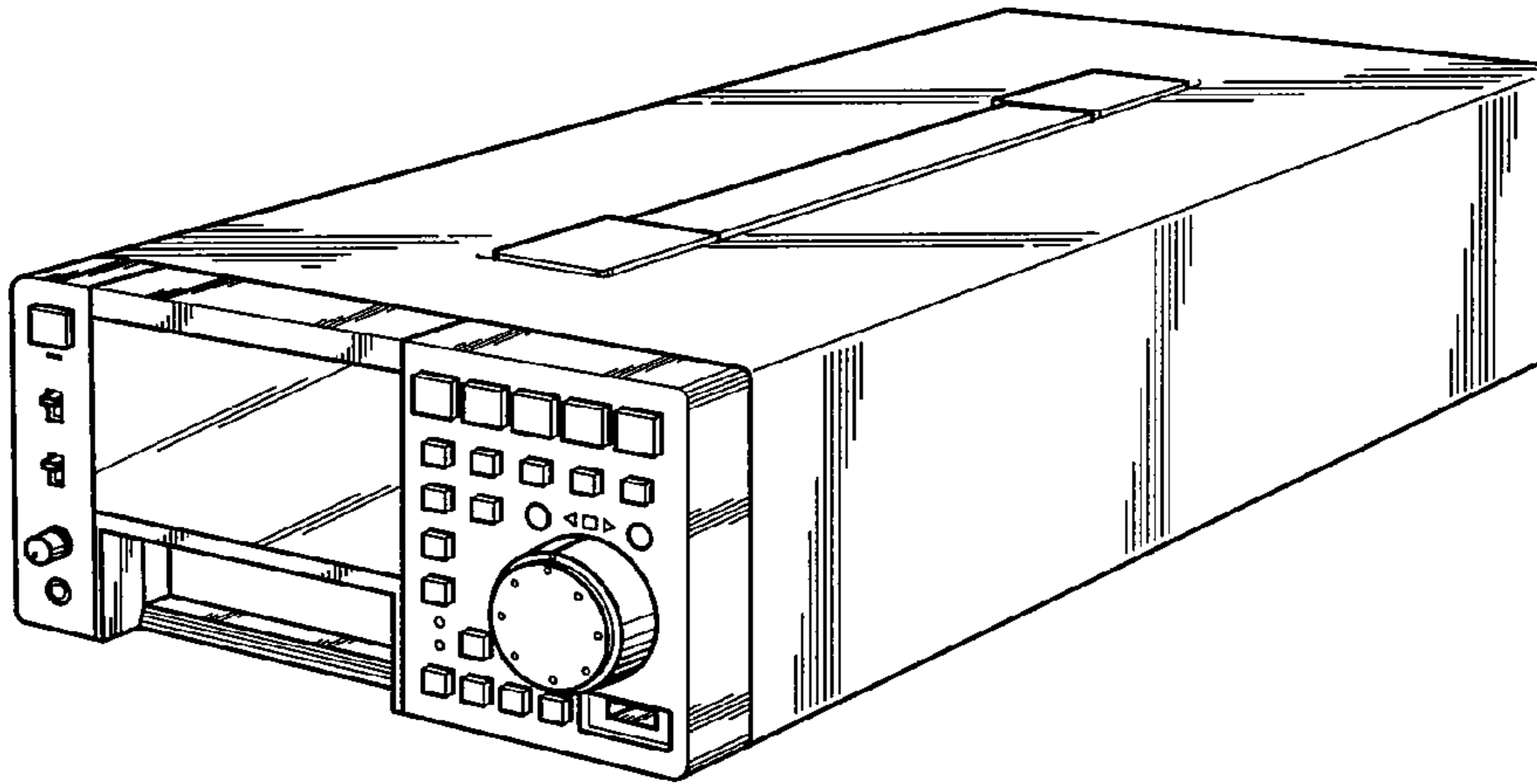


FIG. 2

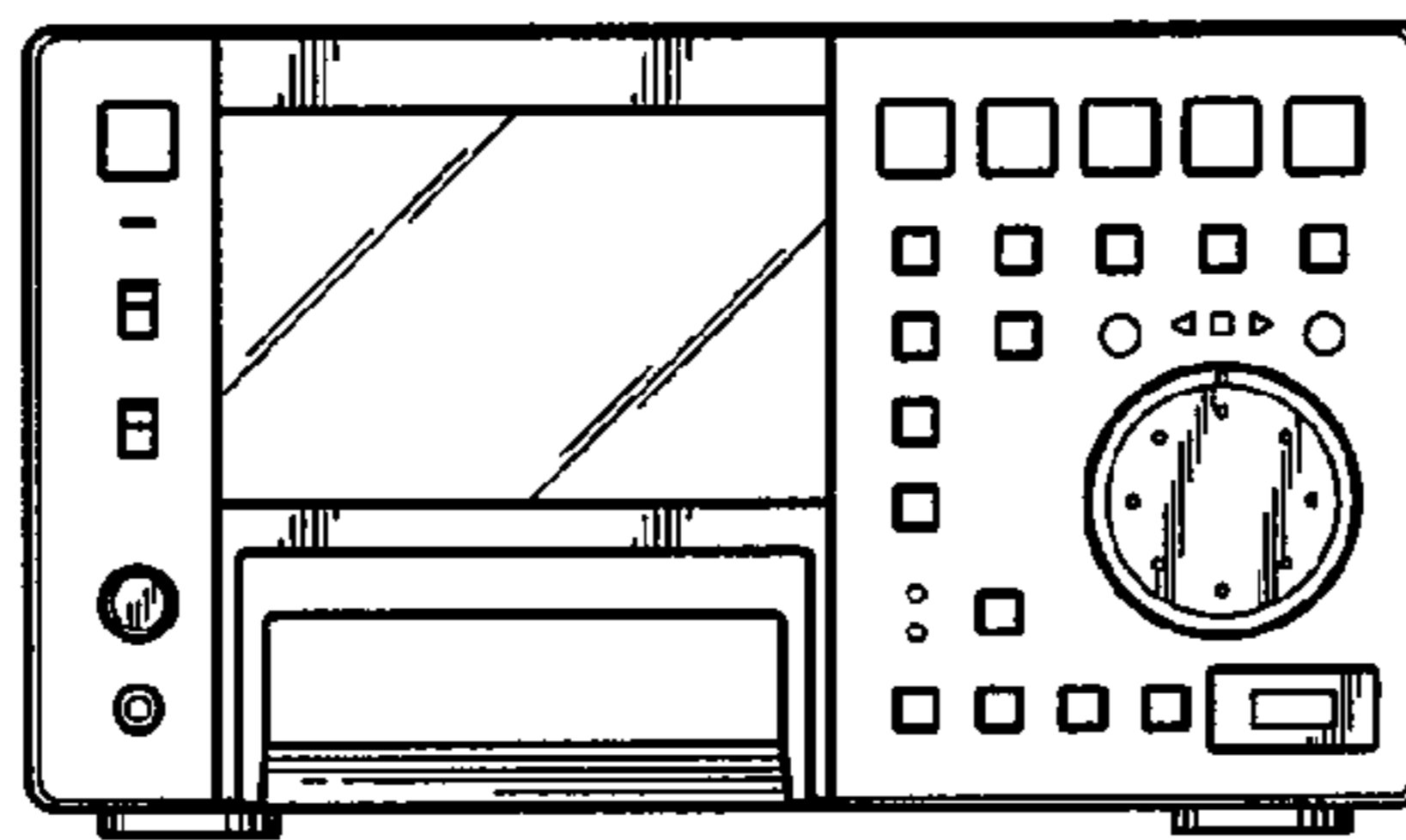


FIG. 3

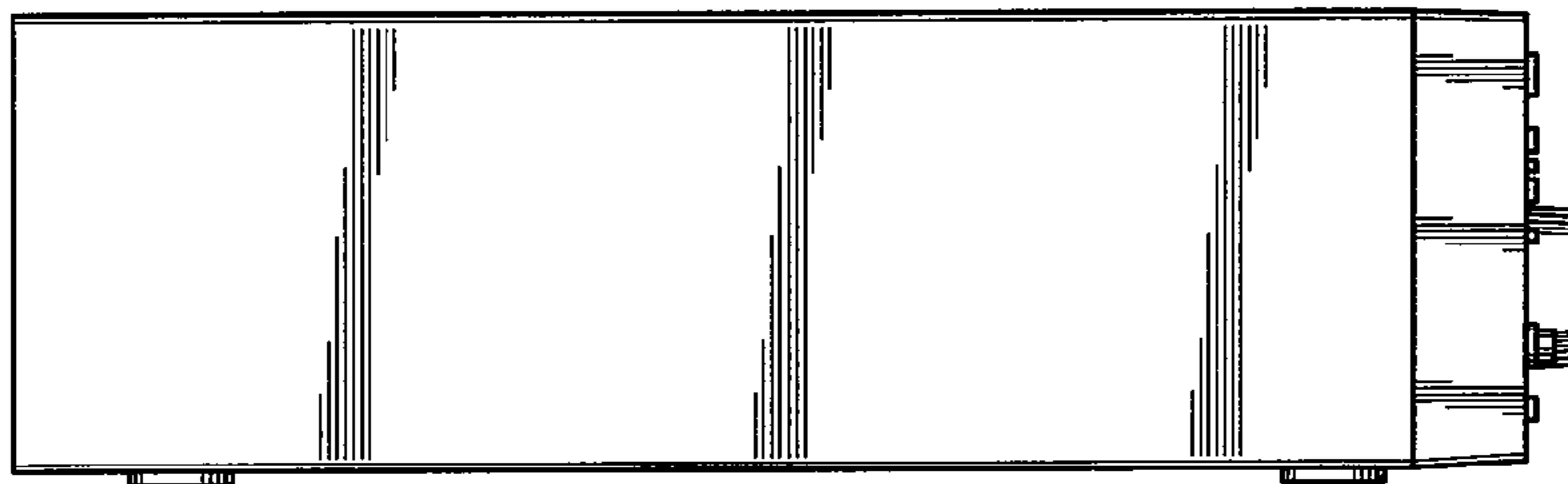


FIG. 4

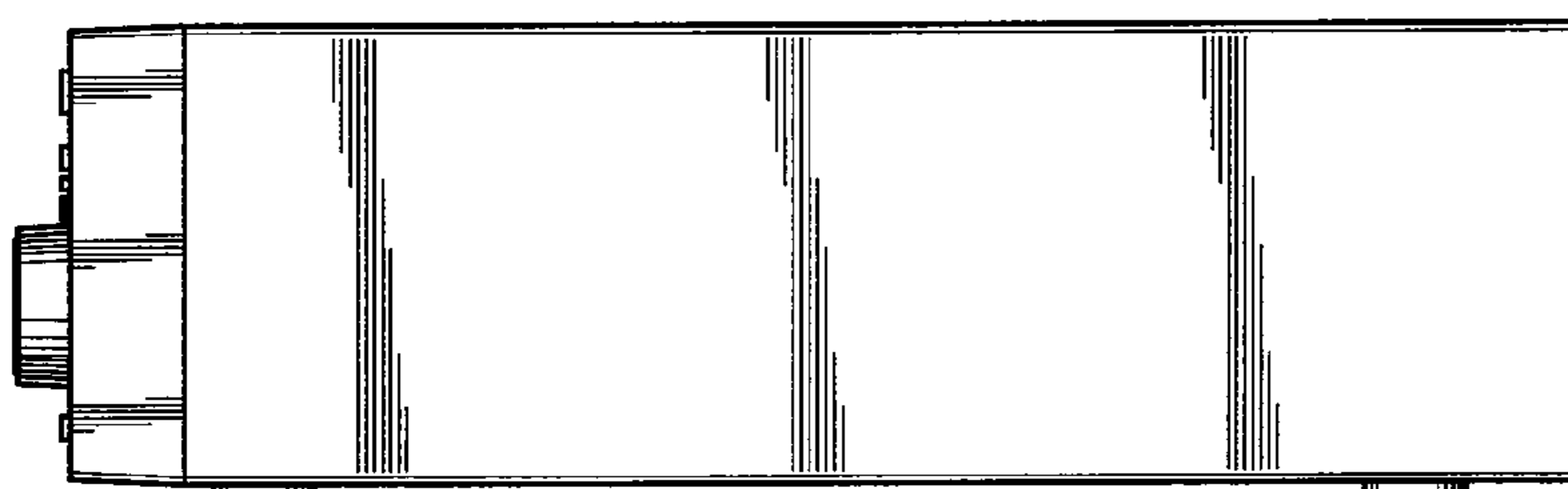


FIG. 5

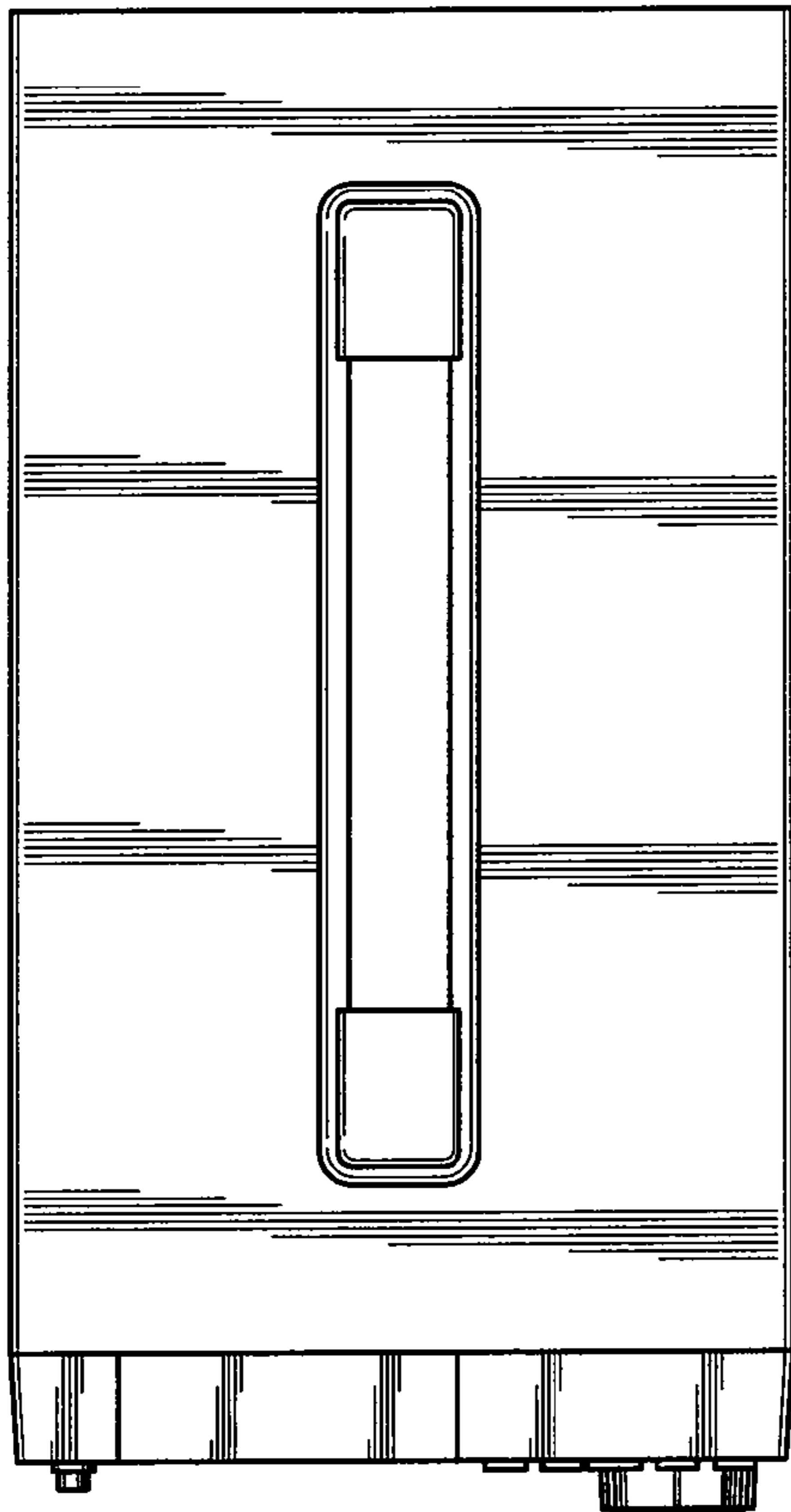


FIG. 6




FIG. 7

