



US00D586301S

(12) **United States Design Patent**
Corsini et al.

(10) **Patent No.:** **US D586,301 S**
(45) **Date of Patent:** **** Feb. 10, 2009**

(54) **HANDHELD REMOTE CONTROL**

(75) Inventors: **Peter H. Corsini**, East Sandwich, MA (US); **Michael E. Noonan**, Sandwich, MA (US); **Justin G. Riley**, Centerville, MA (US); **David A. McDonald**, Merrimack, NH (US); **Jonathan A. Marks**, Somerville, MA (US)

(73) Assignee: **Savant Systems LLC**, Osterville, MA (US)

(**) Term: **14 Years**

(21) Appl. No.: **29/284,122**

(22) Filed: **Aug. 31, 2007**

(51) **LOC (9) Cl.** **13-03**

(52) **U.S. Cl.** **D13/168**

(58) **Field of Classification Search** D13/168;
D10/104, 106; D14/218, 247; 340/825.22,
340/825.24, 825.25, 825.31, 825.36, 825.69,
340/825.72; 341/20, 22, 23, 34, 176; 345/156,
345/158, 169; 348/734; 455/92, 95, 100,
455/128, 151.1–151.4, 352–355; 463/39;
700/17, 19, 20, 65, 83

See application file for complete search history.

(56) **References Cited**

U.S. PATENT DOCUMENTS

D384,940 S * 10/1997 Kono et al. D13/168

D424,577 S * 5/2000 Backs et al. D13/168
D433,403 S * 11/2000 Backs et al. D14/218
D504,885 S * 5/2005 Zhang et al. D14/218
D519,494 S * 4/2006 An D14/218
7,154,408 B2 * 12/2006 Ku et al. 340/815.6
D549,185 S * 8/2007 Tan et al. D13/168
D549,666 S * 8/2007 Tan et al. D13/168
D554,079 S * 10/2007 Obata D13/168

* cited by examiner

Primary Examiner—Selina Sikder

(74) *Attorney, Agent, or Firm*—Cesari and McKenna, LLP

(57) **CLAIM**

We claim the ornamental design of a handheld remote control, as shown and described.

DESCRIPTION

FIG. 1 is a front elevational view of the handheld remote control embodying the new design;

FIG. 2 is a right side elevational view thereof; the left side having a mirror image of the right;

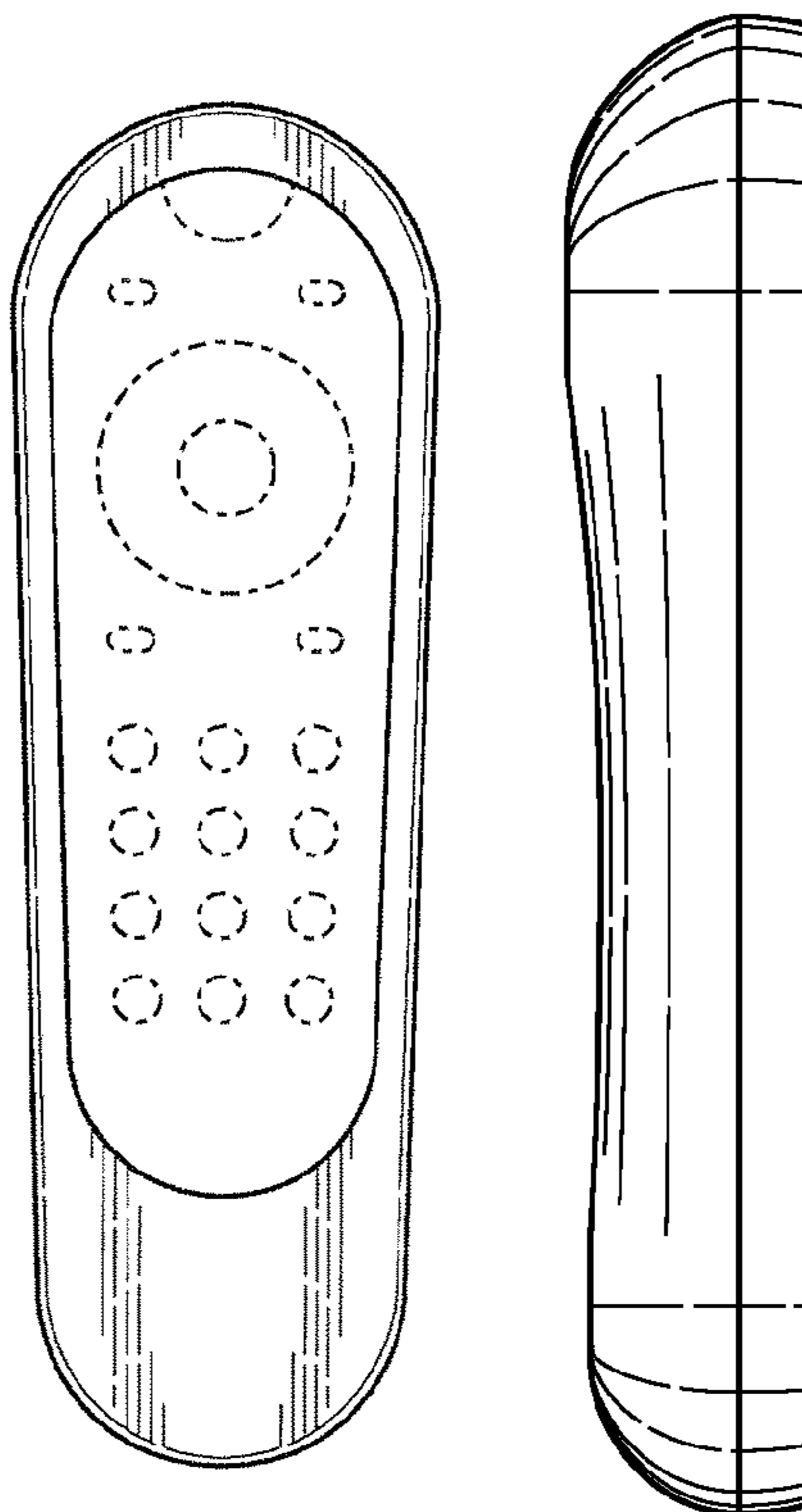
FIG. 3 is a rear elevational view thereof;

FIG. 4 is a top end view thereof; and,

FIG. 5 is a bottom end view thereof.

The broken line showing of the control buttons is for illustrative purposes only and forms no part of the claimed design.

1 Claim, 4 Drawing Sheets



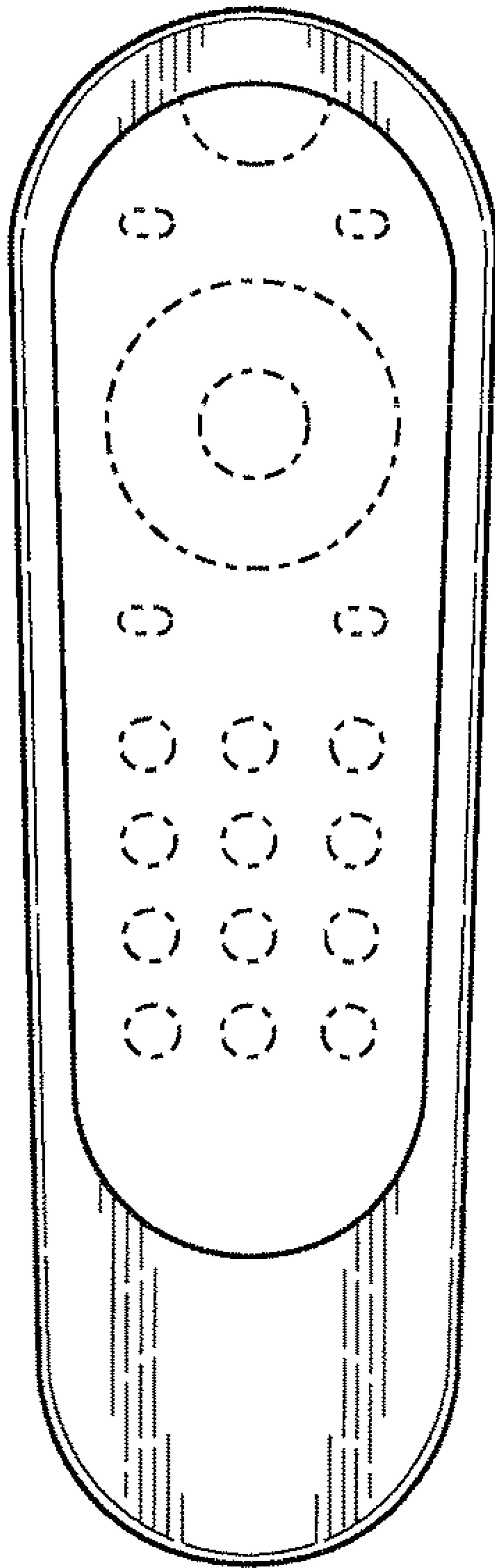


FIG. 1

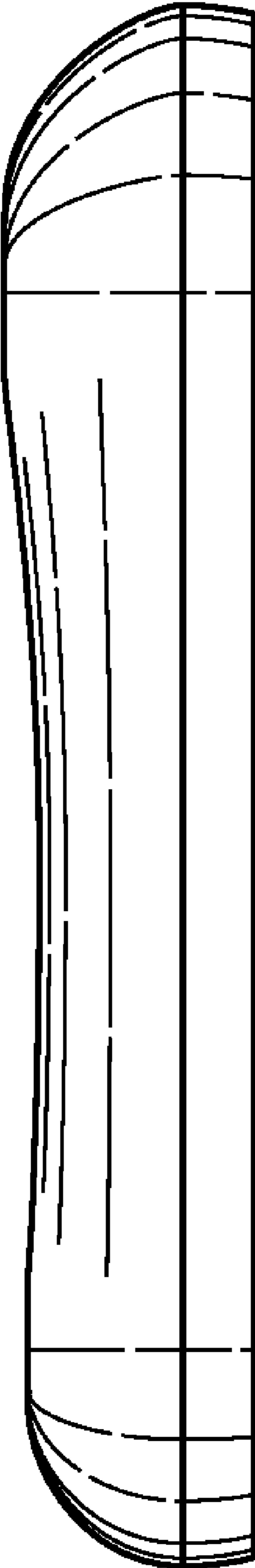


FIG. 2

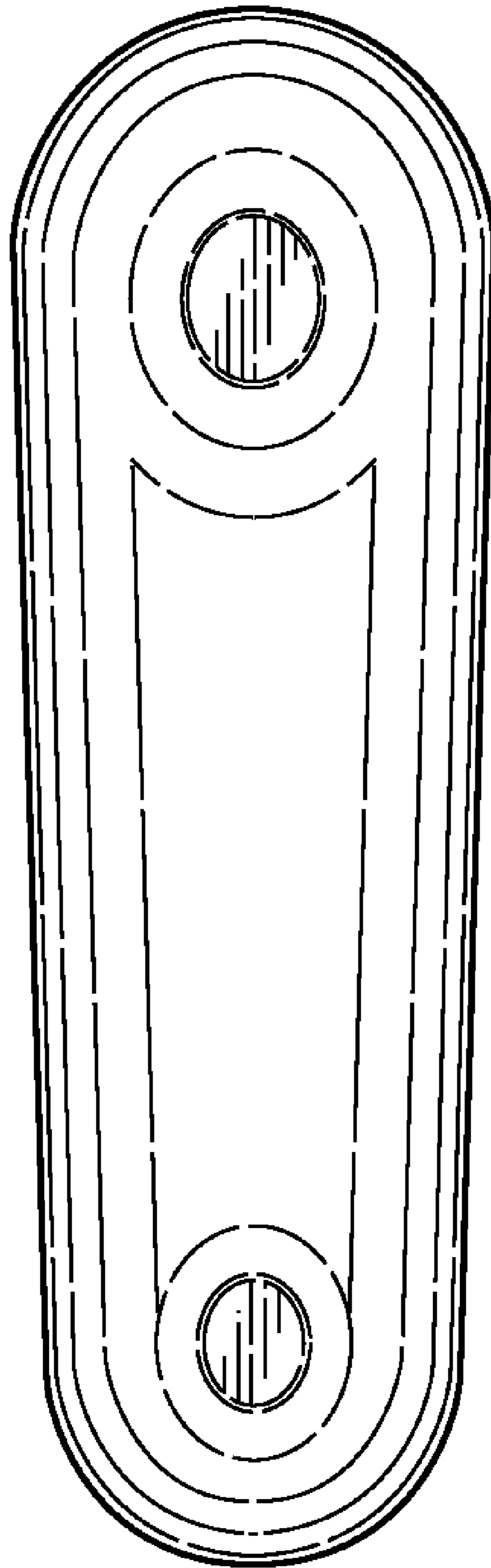


FIG. 3

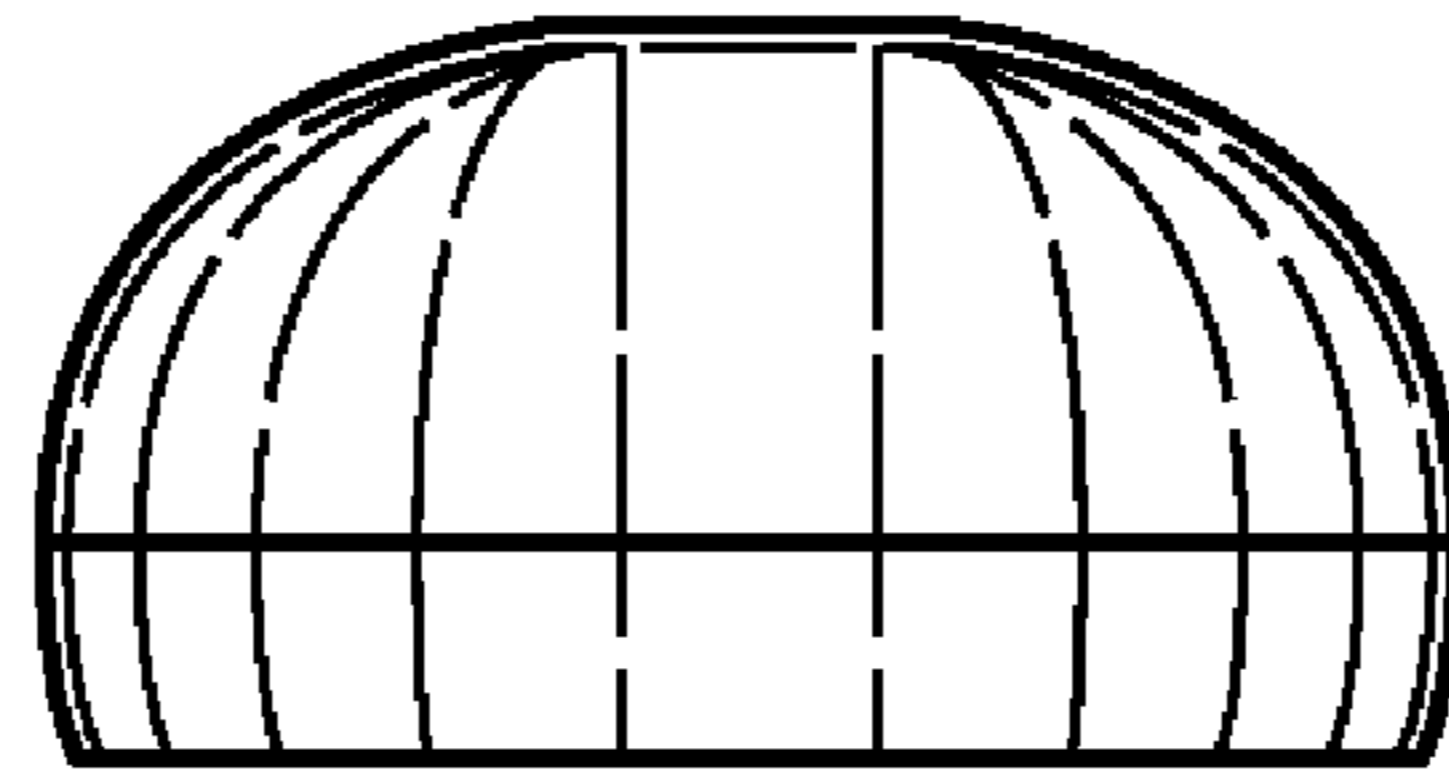


FIG. 4

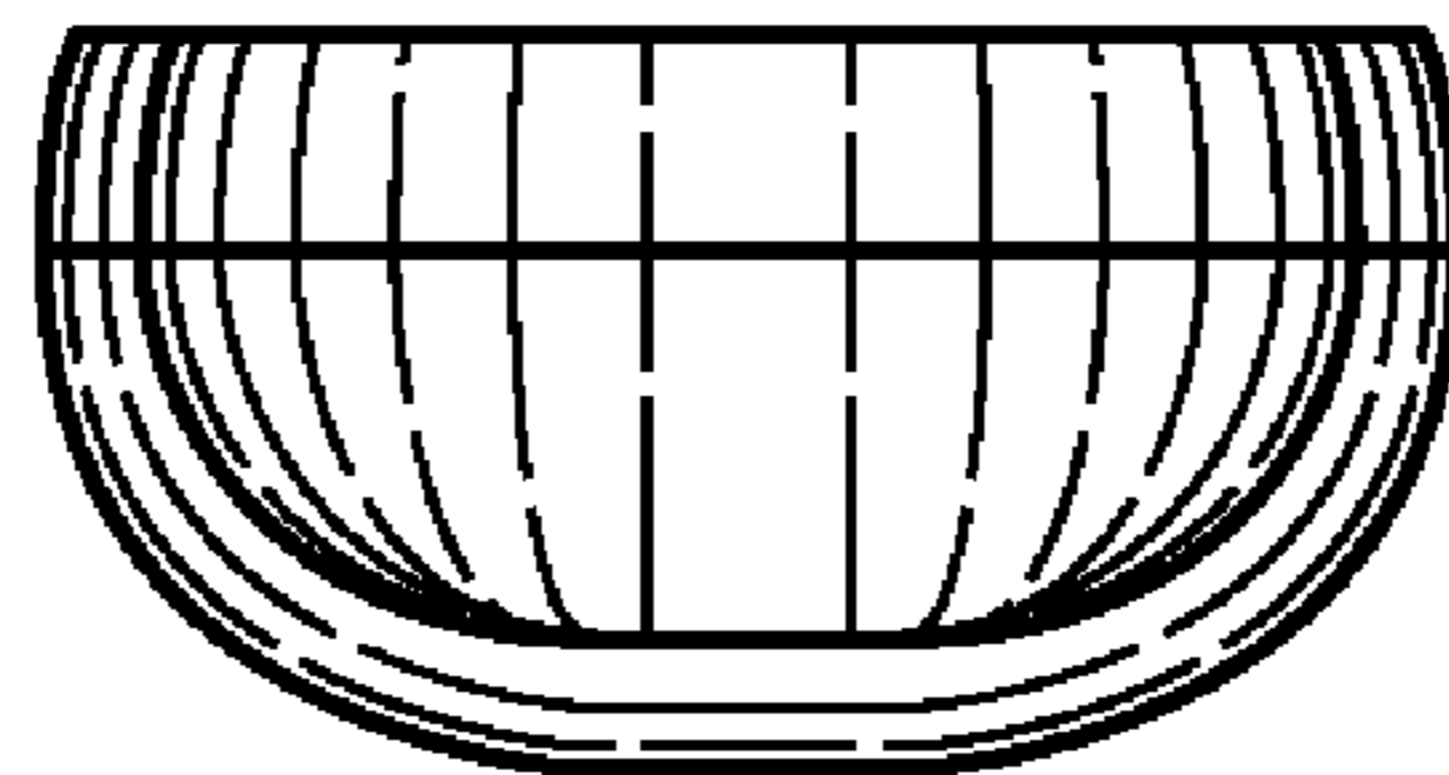


FIG. 5