



US00D586277S

(12) **United States Design Patent**  
**Yamazaki et al.**

(10) **Patent No.:** **US D586,277 S**  
(45) **Date of Patent:** **\*\* Feb. 10, 2009**

(54) **VEHICLE INSTRUMENT PANEL**  
(75) Inventors: **Yuichi Yamazaki**, Saitama (JP);  
**Cameron Mauldin**, Torrance, CA (US)  
(73) Assignee: **Honda Motor Co., Ltd.**, Tokyo (JP)  
(\*\*) Term: **14 Years**  
(21) Appl. No.: **29/319,905**  
(22) Filed: **Jun. 17, 2008**

D557,646 S \* 12/2007 Portelance ..... D12/192  
D562,748 S \* 2/2008 Tanaka et al. .... D12/192  
D571,271 S \* 6/2008 Esaki et al. .... D12/192  
D573,517 S \* 7/2008 Day et al. .... D12/192

\* cited by examiner

*Primary Examiner*—Stacia Cadmus  
(74) *Attorney, Agent, or Firm*—Plumsea Law Group, LLC;  
Mark E. Duell

(51) **LOC (9) Cl.** ..... **12-16**  
(52) **U.S. Cl.** ..... **D12/192**  
(58) **Field of Classification Search** ..... D12/192,  
D12/415; 180/190; 280/750–752; 296/190.01–190.09,  
296/70; D15/17, 28; D10/46, 98, 102–103  
See application file for complete search history.

(57) **CLAIM**

The ornamental design for a vehicle instrument panel, as shown and described.

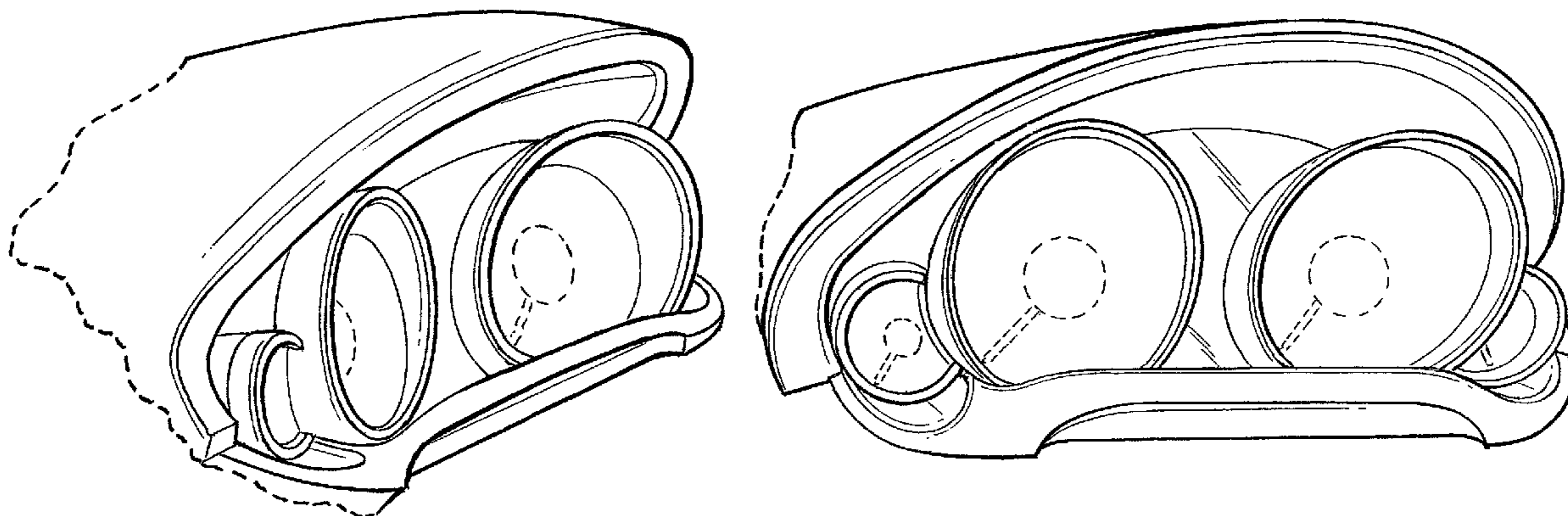
**DESCRIPTION**

FIG. 1 is a side view of a vehicle instrument panel showing our new design viewed from one side thereof;  
FIG. 2 is a side view viewed from the opposite side thereof; and,  
FIG. 3 is a front view thereof.

The heavy jagged broken line denotes a boundary of the claimed design and forms no part thereof. The broken line showings of the circles and lines in the gauges depict environmental subject matter and form no part of the claimed design.

(56) **References Cited**  
U.S. PATENT DOCUMENTS  
D440,925 S \* 4/2001 Pfeiffer ..... D12/192  
D483,309 S \* 12/2003 Wyszogrod ..... D12/192  
D491,504 S \* 6/2004 Sato et al. .... D12/192  
D512,006 S \* 11/2005 Sims ..... D12/192  
D529,423 S \* 10/2006 Yu et al. .... D12/192  
D529,847 S \* 10/2006 Montijo et al. .... D12/192  
D531,557 S \* 11/2006 Weideman ..... D12/192  
D546,744 S \* 7/2007 Fukumoto et al. .... D12/192

**1 Claim, 2 Drawing Sheets**



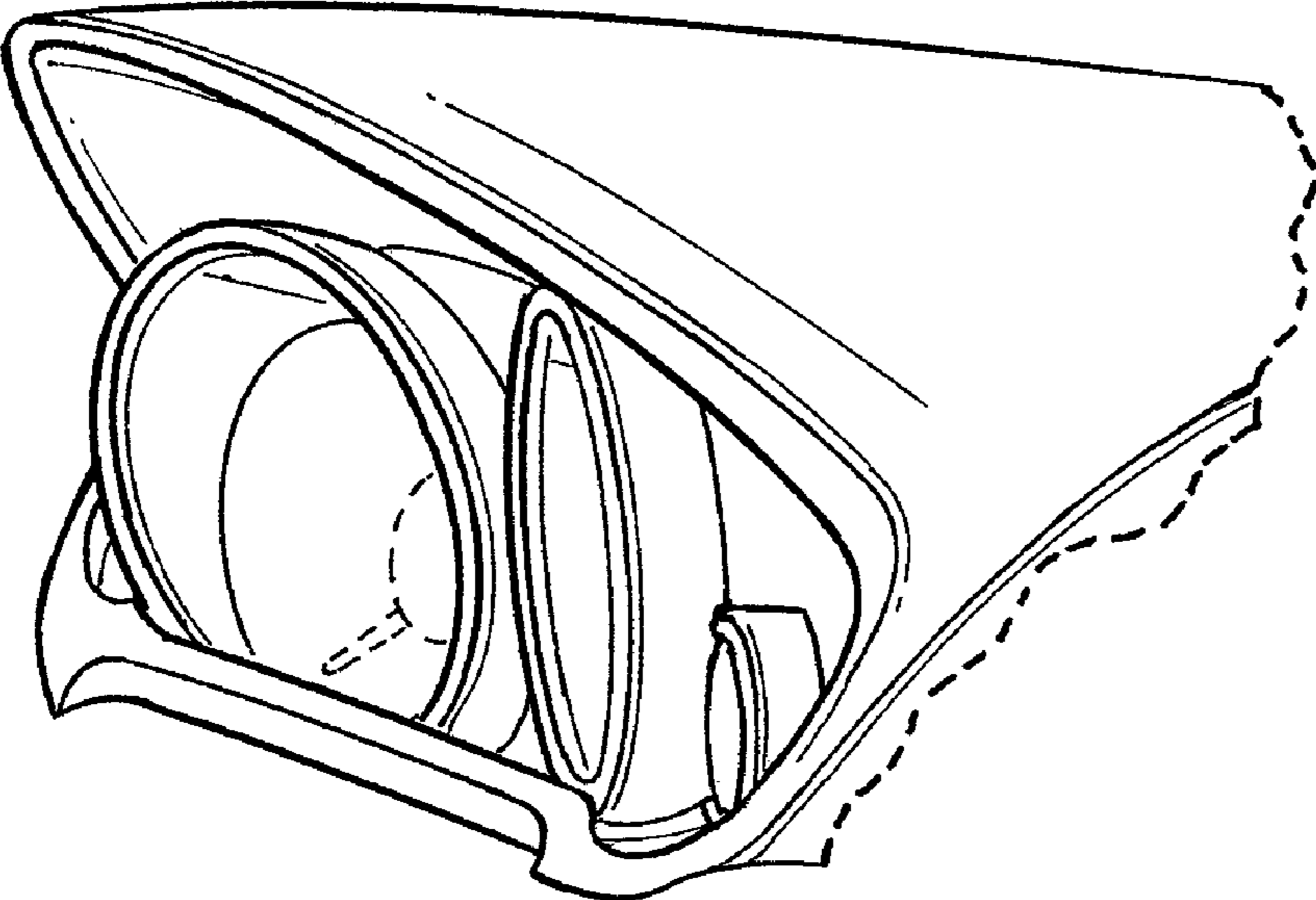


FIG. 1

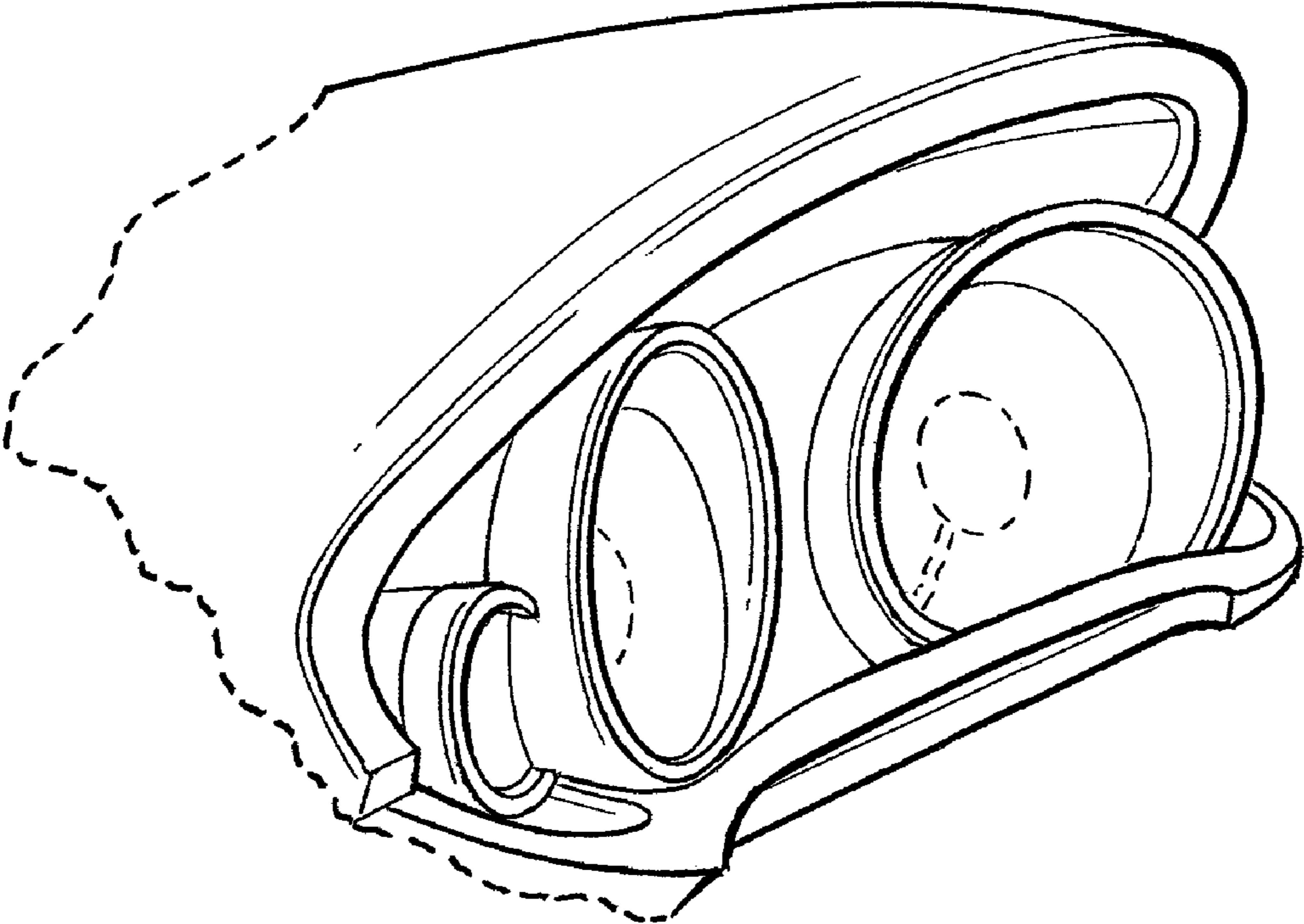


FIG. 2

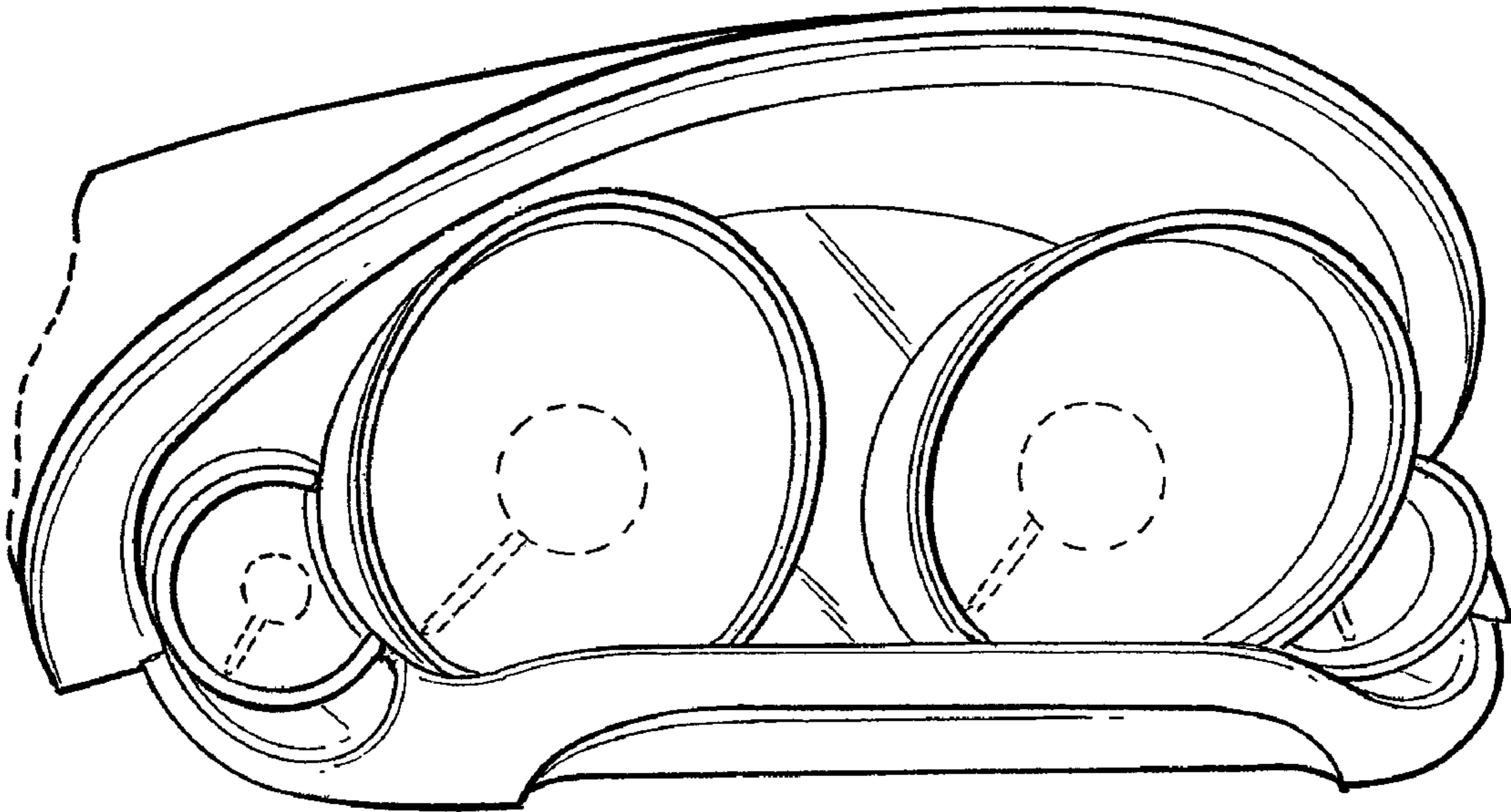


FIG. 3