



US00D586273S

(12) **United States Design Patent**
Hamburger

(10) **Patent No.:** **US D586,273 S**

(45) **Date of Patent:** **** Feb. 10, 2009**

(54) **SIMULATED LAND VEHICLE FENDER VENT**

D566,022 S * 4/2008 Johnson D12/190

(75) Inventor: **Edward Hamburger**, Clarkston, MI
(US)

* cited by examiner

(73) Assignee: **SLP Performance Parts, Inc.**, Toms
River, NJ (US)

Primary Examiner—Robert M Spear

Assistant Examiner—Katrina A Kile

(74) *Attorney, Agent, or Firm*—MacMillan, Sobanski &
Todd, LLC

(**) Term: **14 Years**

(57) **CLAIM**

(21) Appl. No.: **29/295,884**

The ornamental design for a simulated land vehicle fender vent, as shown and described.

(22) Filed: **Oct. 9, 2007**

(51) **LOC (9) Cl.** **12-08**

(52) **U.S. Cl.** **D12/181**

(58) **Field of Classification Search** D12/181,
D12/191, 196, 400, 190, 88; 280/727, 770,
280/848; 296/180.1–180.5, 91; 180/903
See application file for complete search history.

DESCRIPTION

FIG. 1 is a front of a simulated land vehicle fender vent showing my new design for attachment to one side of truck or automobile fender;

FIG. 2 is a top view thereof;

FIG. 3 is a rear view thereof;

FIG. 4 is a bottom view thereof;

FIG. 5 is a left side view thereof;

FIG. 6 is a right view thereof; and,

FIG. 7 is a rear perspective view thereof.


In the drawings, the broken lines represent the rear boundary of the claim and form no part of the claimed design.

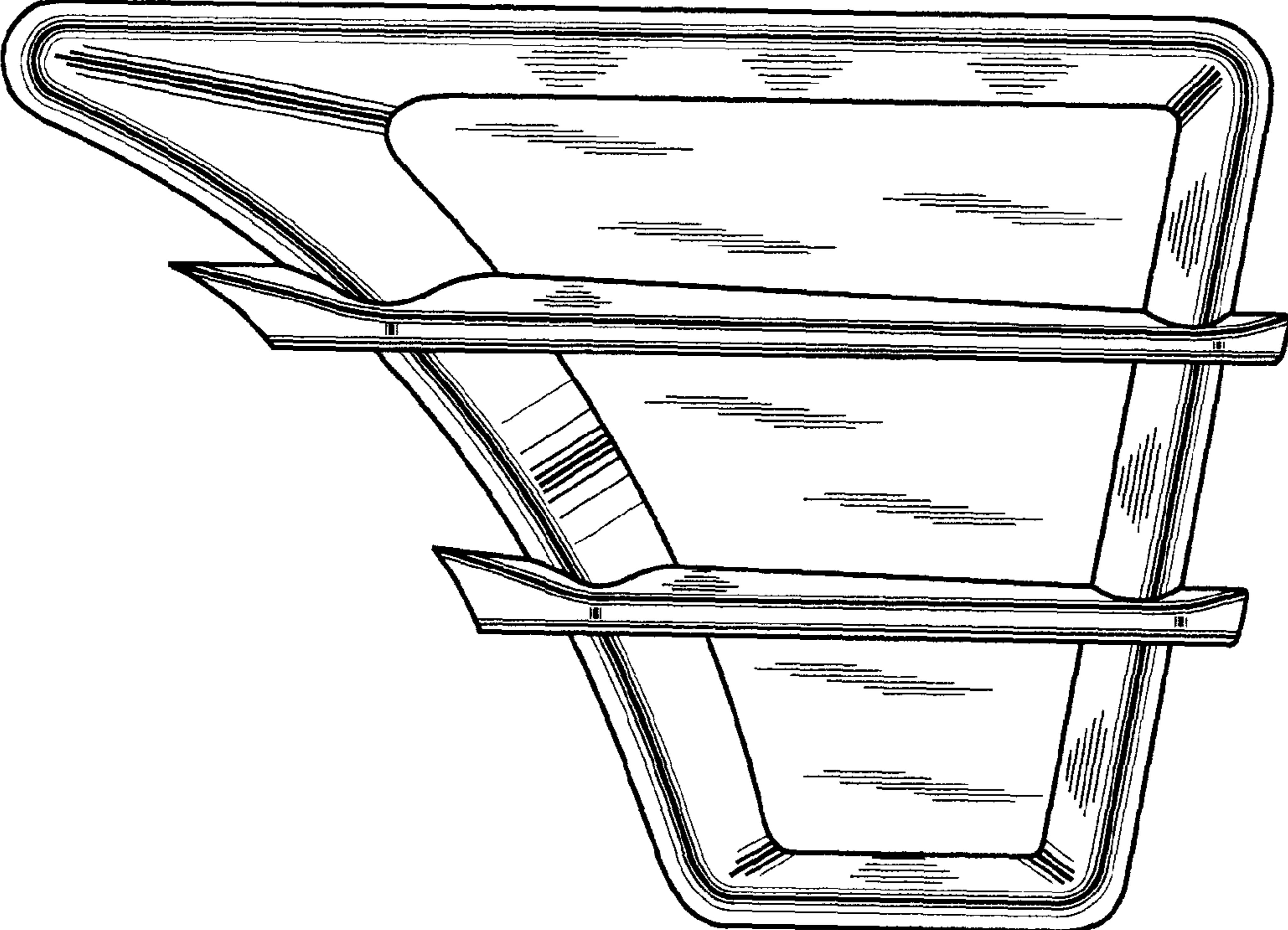
(56) **References Cited**

U.S. PATENT DOCUMENTS


D157,334 S *	2/1950	Bookman	D12/190
D160,551 S *	10/1950	Shead	D12/190
D263,294 S *	3/1982	Kaplus et al.	D12/183
D432,064 S *	10/2000	Hartog	D12/190
D540,228 S *	4/2007	Lai	D12/190
D540,229 S *	4/2007	Lai	D12/190
D548,158 S *	8/2007	Kulla	D12/196

1 Claim, 4 Drawing Sheets

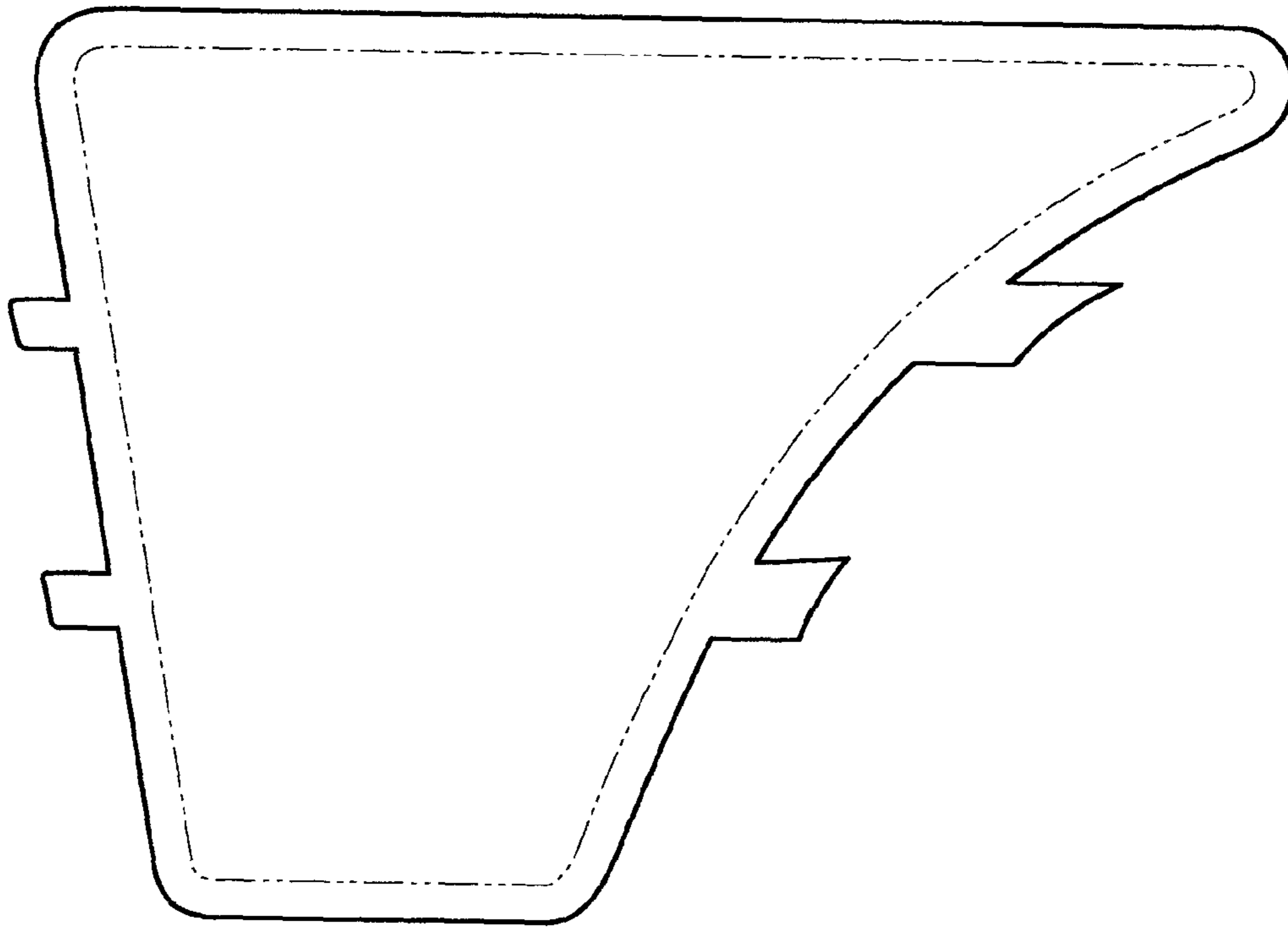




—FIG. 1




—FIG. 2



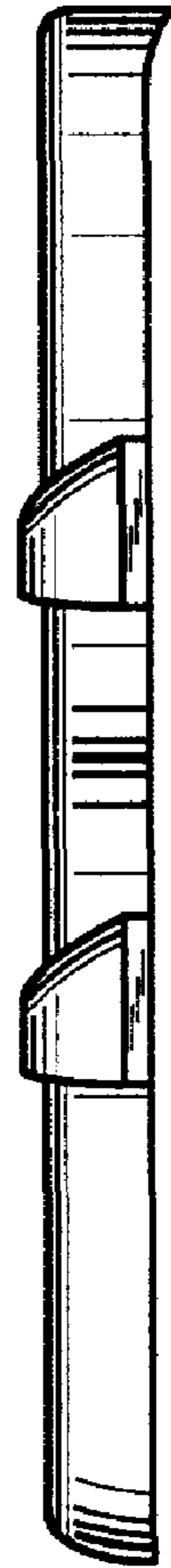
— FIG. 3



— FIG. 4



— FIG. 5



— FIG. 6

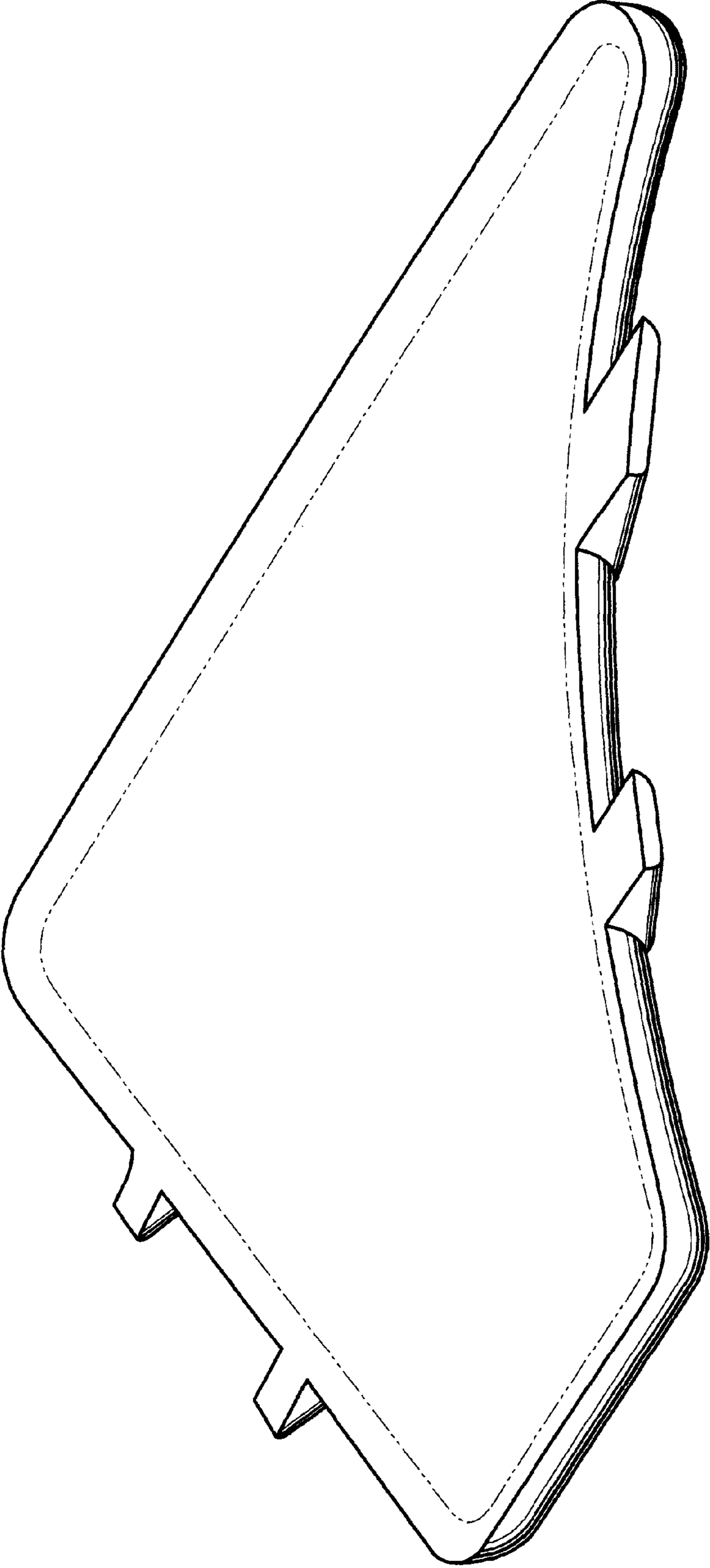


FIG. 7