



US00D586257S

(12) **United States Design Patent**  
**Goldman**

(10) **Patent No.:** **US D586,257 S**

(45) **Date of Patent:** **\*\* Feb. 10, 2009**

(54) **GARMENT STRAP RETAINER**

(76) Inventor: **Margaret Noel Goldman**, 736 Mulberry Ave., Celebration, FL (US) 32747

(\*\*) Term: **14 Years**

(21) Appl. No.: **29/319,729**

(22) Filed: **Jun. 13, 2008**

(51) **LOC (9) Cl.** ..... **02-07**

(52) **U.S. Cl.** ..... **D11/200**

(58) **Field of Classification Search** ..... D11/1-2,  
D11/86, 87, 200-201, 206-210, 212-216,  
D11/218; 24/163 R, 169-171, 173, 177-179,  
24/191, 194-195, 197, 200, 303, 184, 346,  
24/556, 562, 564

See application file for complete search history.

(56) **References Cited**

**U.S. PATENT DOCUMENTS**

679,542 A \* 7/1901 Peats ..... 24/346  
1,285,981 A \* 11/1918 Glassburn ..... 24/516  
3,806,995 A \* 4/1974 Gass ..... 24/346  
D303,456 S \* 9/1989 Selisky ..... D11/218

4,993,126 A \* 2/1991 Collins ..... 24/336

\* cited by examiner

*Primary Examiner*—R. Seifert

(74) *Attorney, Agent, or Firm*—Allen Dyer Doppelt Milbrath & Gilchrist

(57) **CLAIM**

An ornamental design for a garment strap retainer, as shown and described.

**DESCRIPTION**

FIG. 1 is a side-top perspective view of a garment strap retainer of the present invention.

FIG. 2 is a right side perspective view of the garment strap retainer.

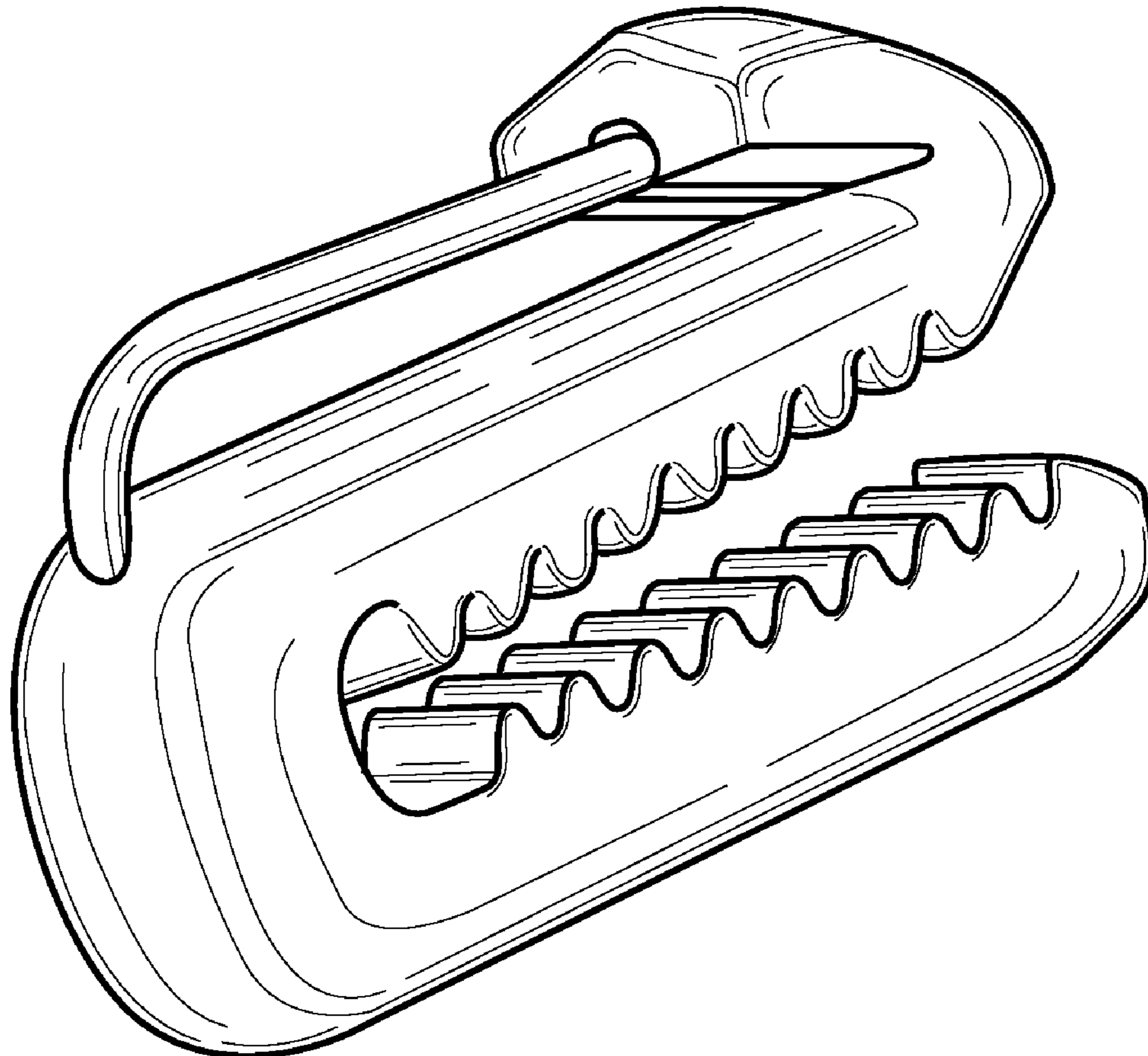
FIG. 3 is a bottom plan view of the garment strap retainer.

FIG. 4 is a top plan view of the garment strap retainer.

FIG. 5 is a front end perspective view of the garment strap retainer; and,

FIG. 6 is a rear end perspective view of the garment strap retainer.

**1 Claim, 2 Drawing Sheets**



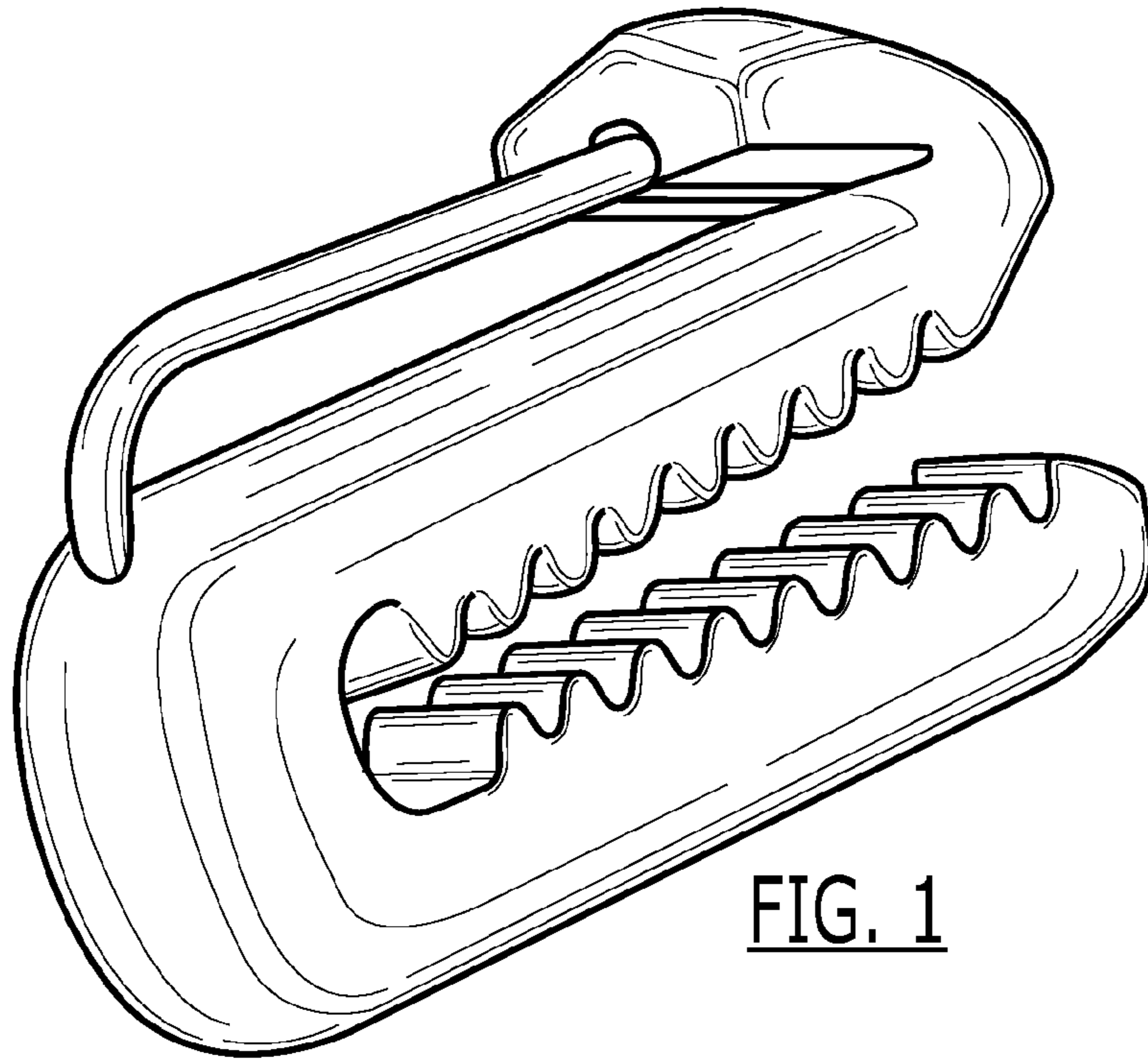


FIG. 1

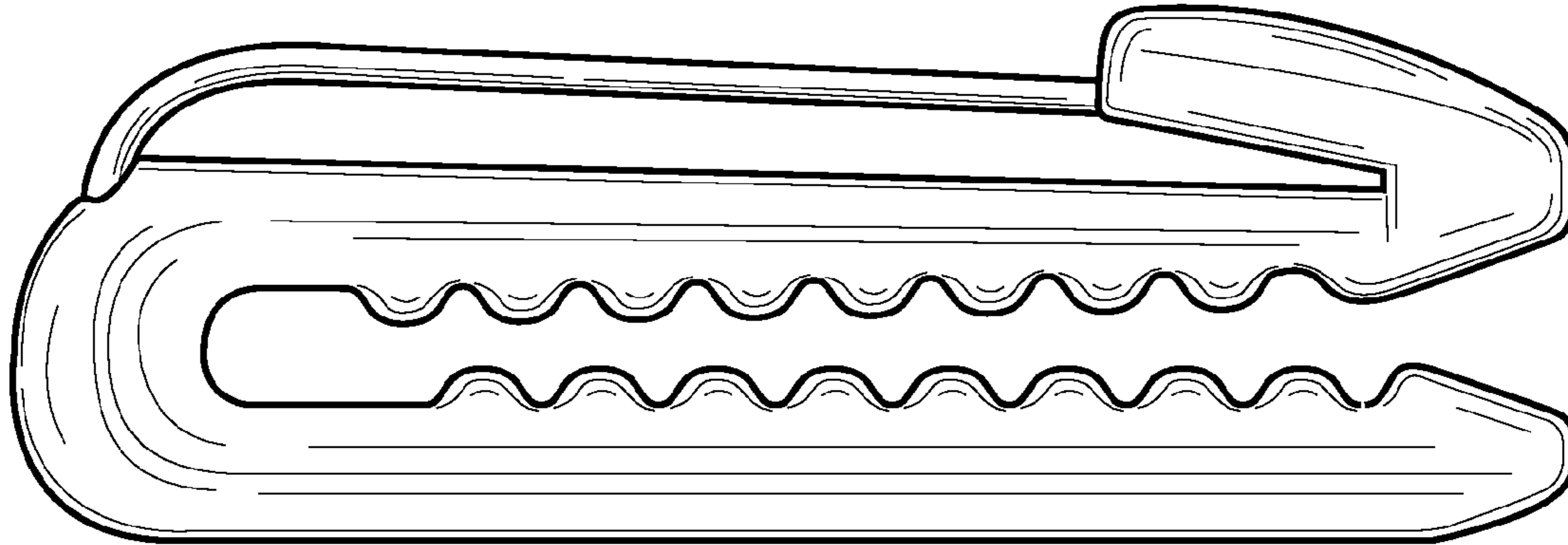


FIG. 2




FIG. 3

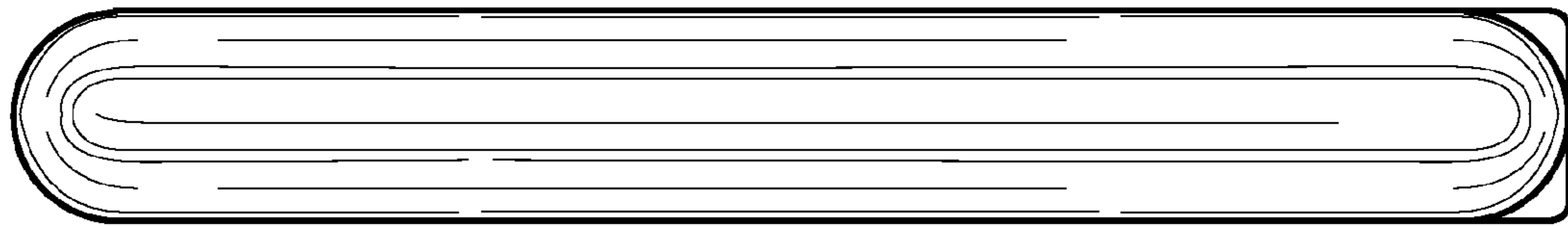


FIG. 4




FIG. 5




FIG. 6