



US00D586252S

(12) **United States Design Patent**
Kittelsen

(10) **Patent No.:** **US D586,252 S**

(45) **Date of Patent:** **** Feb. 10, 2009**

(54) **CYLINDRICAL PENDANT STORAGE APPARATUS**

(75) Inventor: **Jon D. Kittelsen**, Minneapolis, MN (US)

(73) Assignee: **Bite Tech, Inc.**, Lakeville, MN (US)

(**) Term: **14 Years**

(21) Appl. No.: **29/286,808**

(22) Filed: **May 18, 2007**

(51) **LOC (9) Cl.** **11-01**

(52) **U.S. Cl.** **D11/80**

(58) **Field of Classification Search** D3/201,
D3/203.3, 215; D9/655; D11/1-2, 7, 13,
D11/79-81, 40-41, 43-50, 53, 56, 60, 63,
D11/65, 67, 75-78, 86-89, 95-105, 108-109,
D11/115-116; 40/660; 206/37, 528, 530-540,
206/811, 828; D28/87-90, 91.1; 63/1.11,
63/1.12, 1.13, 1.14, 1.16, 1.18, 13, 14.1,
63/35, 38-39

See application file for complete search history.

(56) **References Cited**

U.S. PATENT DOCUMENTS

D80,074 S * 12/1929 Craft D11/81
D188,882 S * 9/1960 Boris D9/688
D255,218 S * 6/1980 Krag D3/203.2
D272,363 S * 1/1984 Matsumuro D28/87

D278,520 S * 4/1985 Hamtak D11/2
D308,585 S * 6/1990 Wang D28/85
D337,339 S * 7/1993 An D11/79
D391,757 S * 3/1998 Johnson D3/203.2
D433,225 S * 11/2000 Deiss et al. D3/203.2
D489,171 S * 5/2004 Jackson D3/203.2
D532,714 S * 11/2006 Scharr D11/79

* cited by examiner

Primary Examiner—Catherine R Oliver

(74) *Attorney, Agent, or Firm*—Kevin W. Cyr; Cyr & Associates, P.A.

(57) **CLAIM**

The ornamental design for a cylindrical pendant storage apparatus, as shown and described.

DESCRIPTION

FIG. 1 is a perspective view of a cylindrical pendant storage apparatus according to our new design.

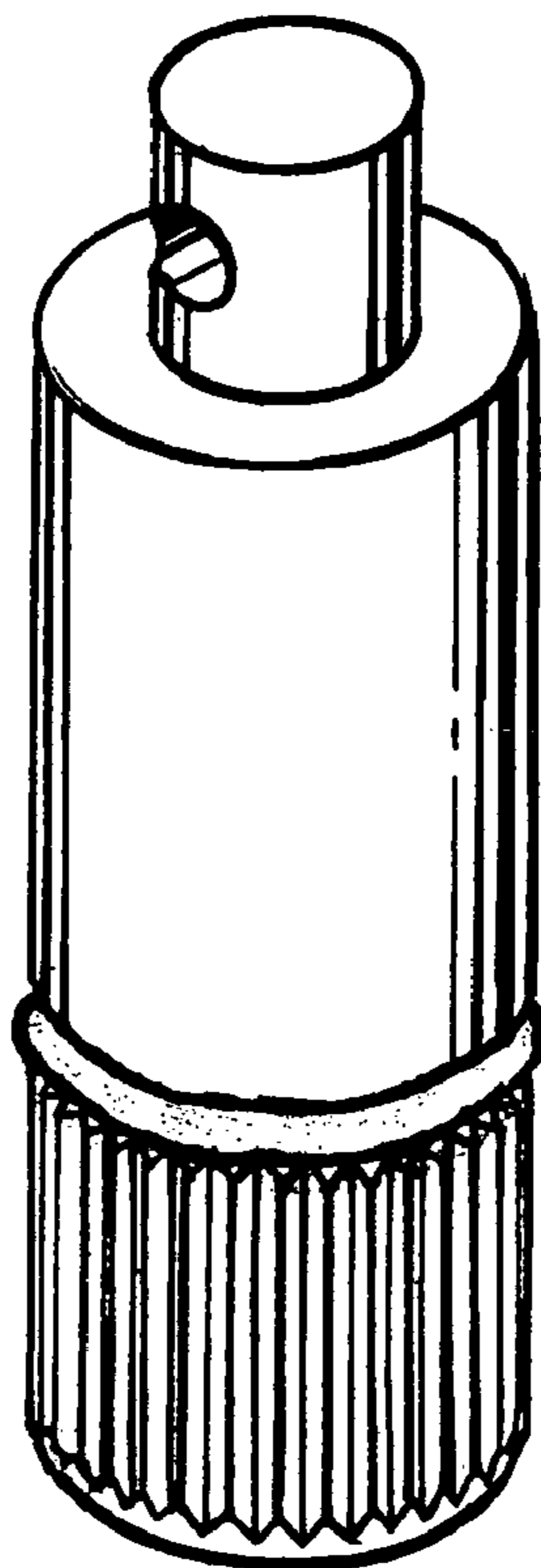
FIG. 2 is a front elevation view of the cylindrical pendant storage apparatus of FIG. 1.

FIG. 3 is a side elevation view of the cylindrical pendant storage apparatus of FIG. 1.

FIG. 4 is a top view of the cylindrical pendant storage apparatus of FIG. 1; and,

FIG. 5 is a bottom view of the cylindrical pendant storage apparatus of FIG. 1.

1 Claim, 1 Drawing Sheet



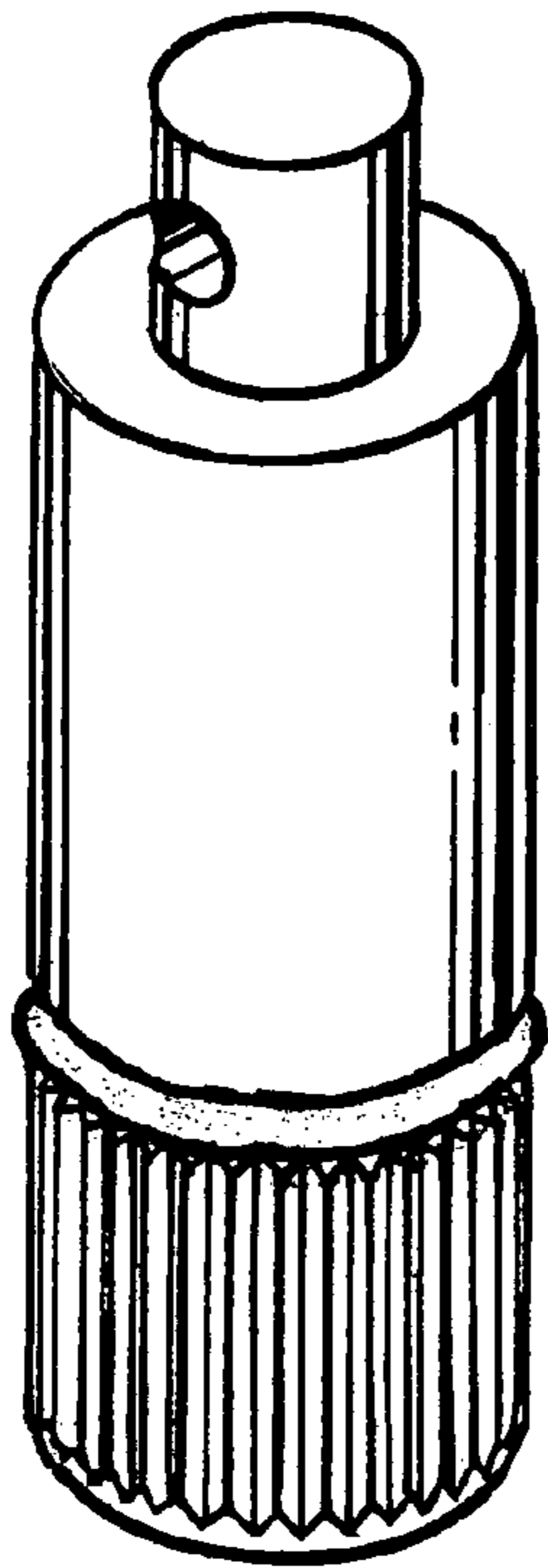


Fig. 1

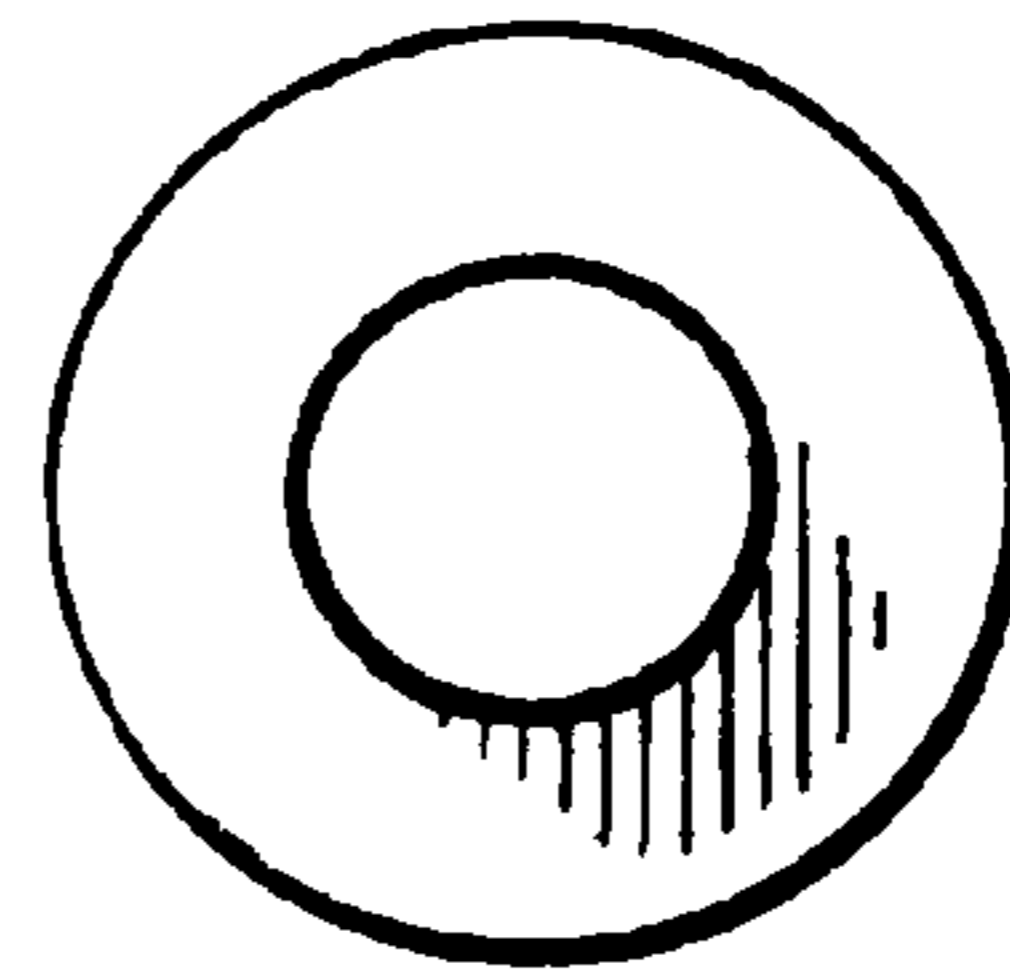


Fig. 4


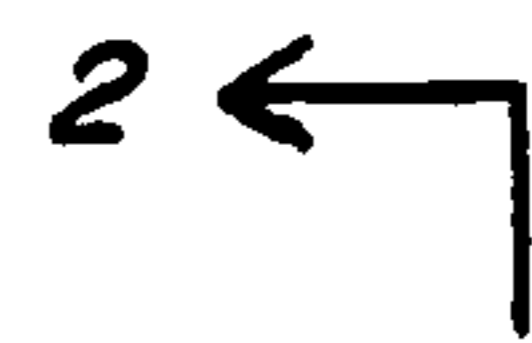


Fig. 3


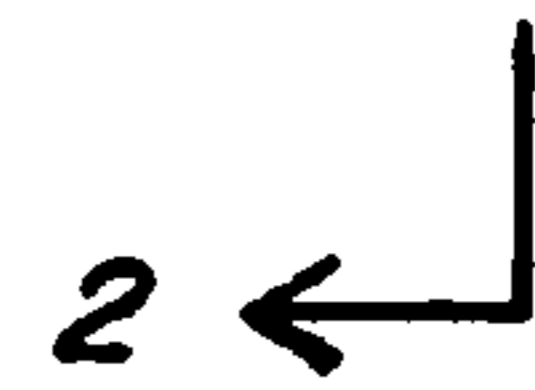


Fig. 2




Fig. 5