



US00D586241S

(12) **United States Design Patent**
El Kadiri

(10) **Patent No.:** **US D586,241 S**

(45) **Date of Patent:** **** Feb. 10, 2009**

(54) **WATCH CASE**

(75) Inventor: **Hakim El Kadiri**, St-Blaise (CH)

(73) Assignee: **Endura AG (Endura SA) (Endura Ltd.)**, Biel/Bienne (CH)

(**) Term: **14 Years**

(21) Appl. No.: **29/321,826**

(22) Filed: **Jul. 24, 2008**

Related U.S. Application Data

(63) Continuation-in-part of application No. 29/247,645, filed on Jun. 30, 2006, now Pat. No. Des. 576,890.

(30) **Foreign Application Priority Data**

Jan. 5, 2006 (WO) DM/067 348

(51) **LOC (9) Cl.** **10-02**

(52) **U.S. Cl.** **D10/38**

(58) **Field of Classification Search** D10/6,
D10/17-39, 50, 56, 68, 85, 101-103, 123-126,
D10/130; 224/164, 168, 178; 368/228, 232,
368/239-242, 276-278, 281-285, 308
See application file for complete search history.

(56) **References Cited**

U.S. PATENT DOCUMENTS

- D352,006 S * 11/1994 Giardiello D10/30
- D359,915 S * 7/1995 Kubo D10/30
- D362,395 S * 9/1995 Chodat D10/30
- D365,028 S * 12/1995 Tonohori D10/30
- D371,077 S * 6/1996 Terashima D10/30
- D371,082 S * 6/1996 Oba D10/39
- D382,491 S * 8/1997 Tonohori D10/30

- D383,397 S * 9/1997 Takahashi D10/30
- D400,804 S * 11/1998 Riley et al. D10/30
- D415,970 S * 11/1999 Aellen D10/32
- D436,044 S * 1/2001 Subilia D10/30
- D451,405 S * 12/2001 Yoshikawa et al. D10/30
- D454,797 S * 3/2002 Dubarry D10/30
- D490,722 S * 6/2004 Weismann et al. D10/39
- D519,388 S * 4/2006 Calvani D10/30
- D521,396 S * 5/2006 Bourquin D10/33
- D540,196 S * 4/2007 Ruchonnet D10/32
- D541,675 S * 5/2007 Ruchonnet D10/38
- D542,676 S * 5/2007 Cheng D10/38
- D543,872 S * 6/2007 Garcia D10/38
- D576,890 S * 9/2008 El Kadiri D10/30

* cited by examiner

Primary Examiner—Caron Veynar

Assistant Examiner—Ricky Pham

(74) *Attorney, Agent, or Firm*—Collen IP; Donald J. Ranft

(57) **CLAIM**

The ornamental design for a watch case, as shown and described.

DESCRIPTION

FIG. 1 is a front view of my new, original and ornamental design for a watch case;

FIG. 2 is a rear view thereof;

FIG. 3 is a top view thereof;

FIG. 4 is a bottom view thereof;

FIG. 5 is a right side view thereof;

FIG. 6 is a left side view thereof;

FIG. 7 is a perspective view thereof; and,

FIG. 8 is a perspective view in an opened state thereof.

1 Claim, 3 Drawing Sheets

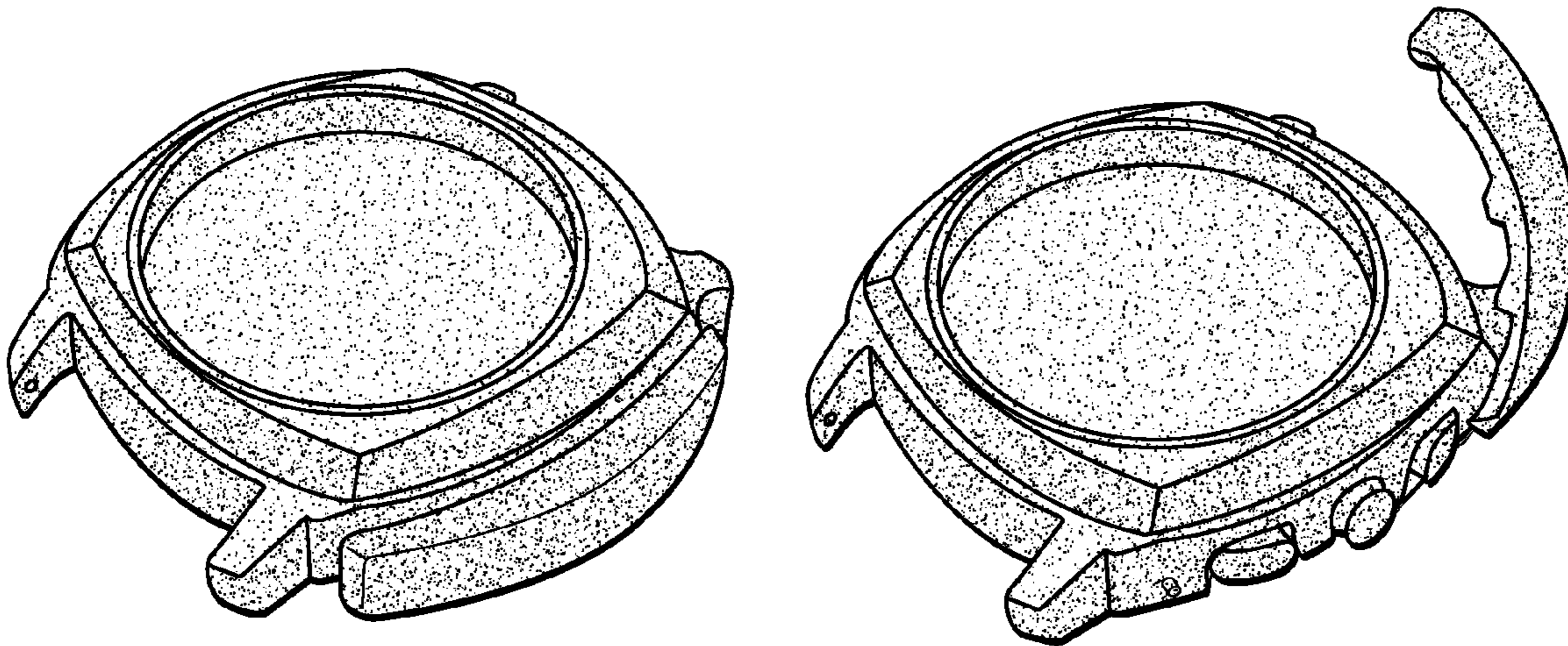


Fig. 1

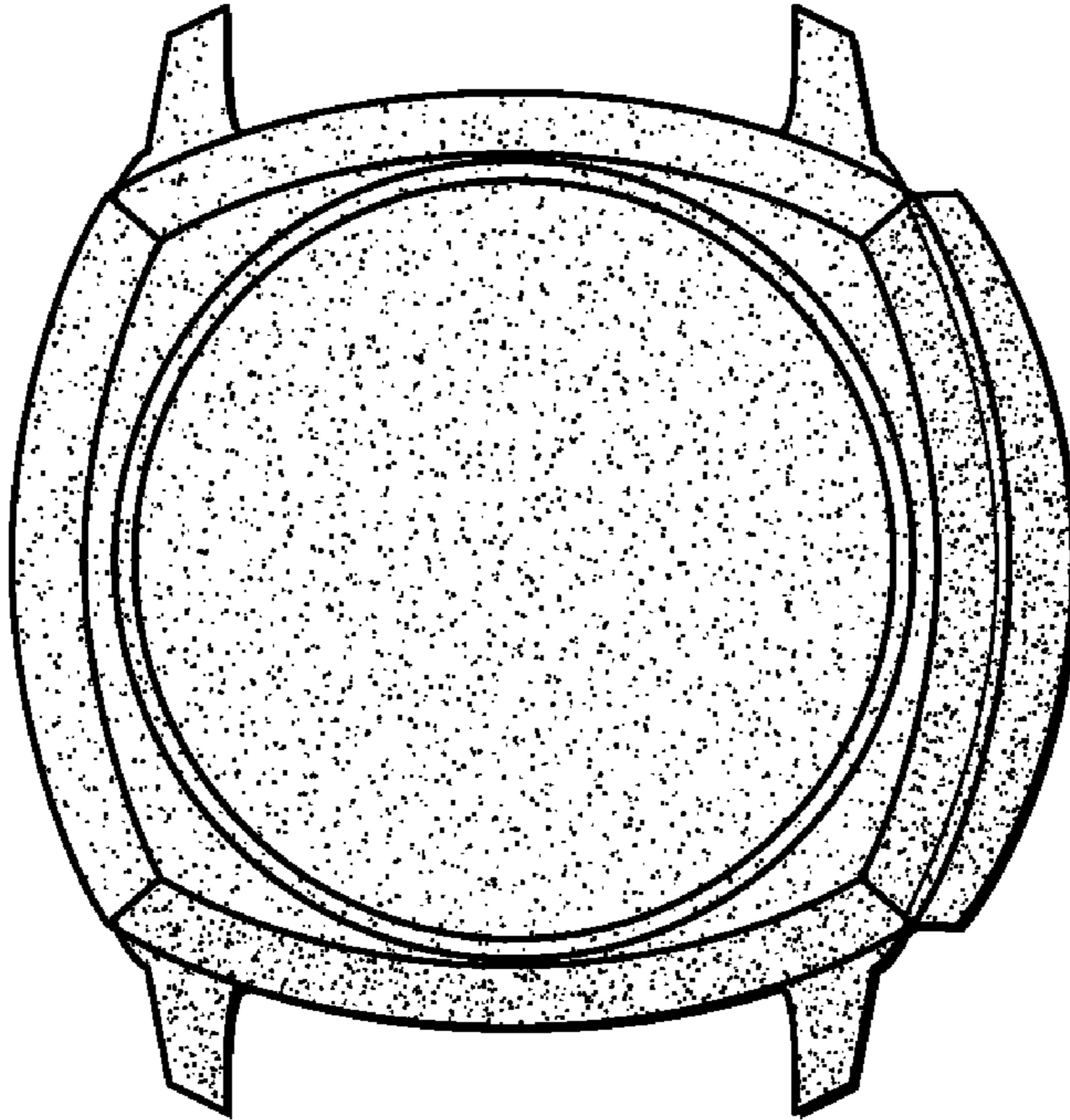


Fig. 2

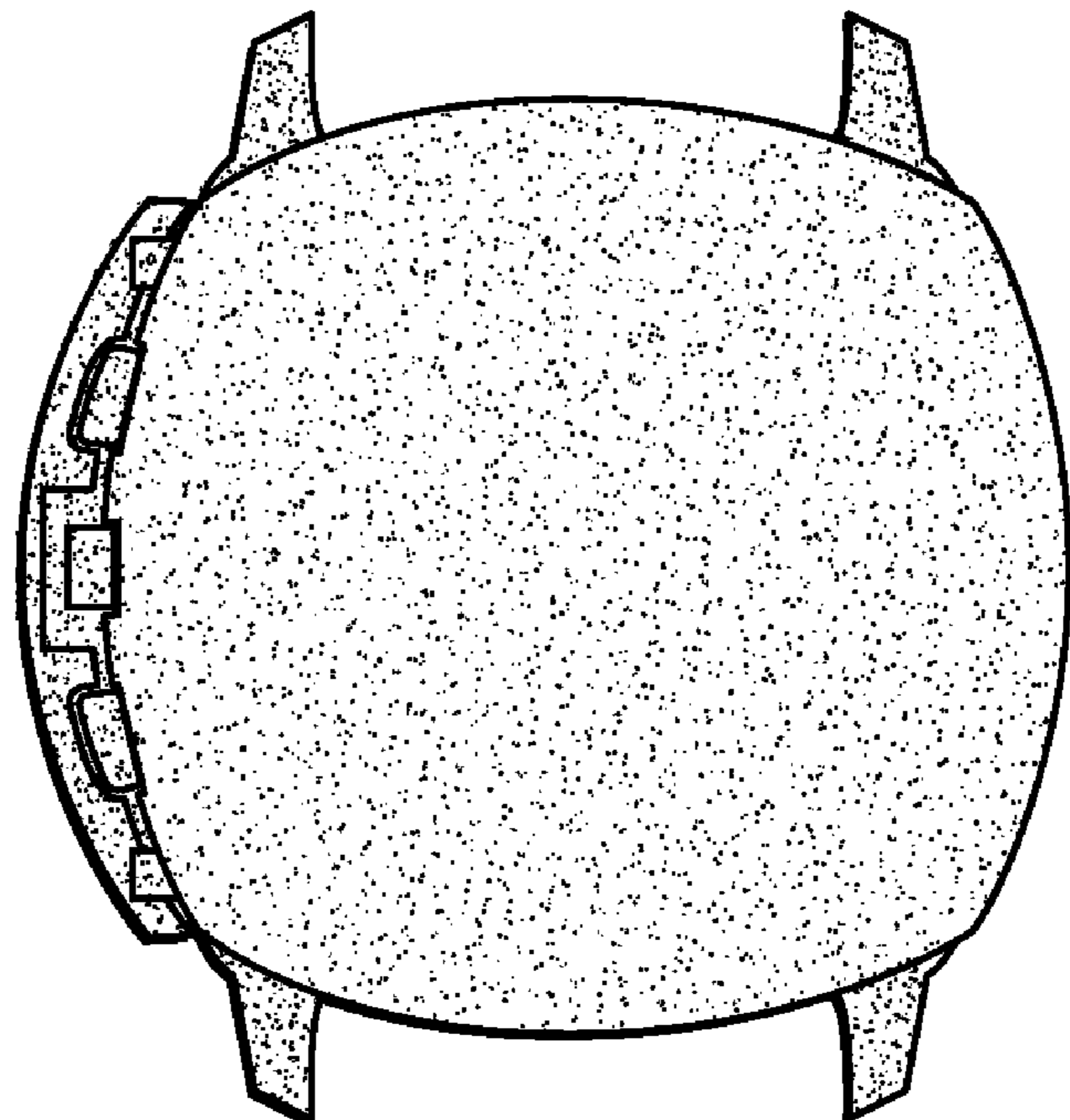


Fig. 3

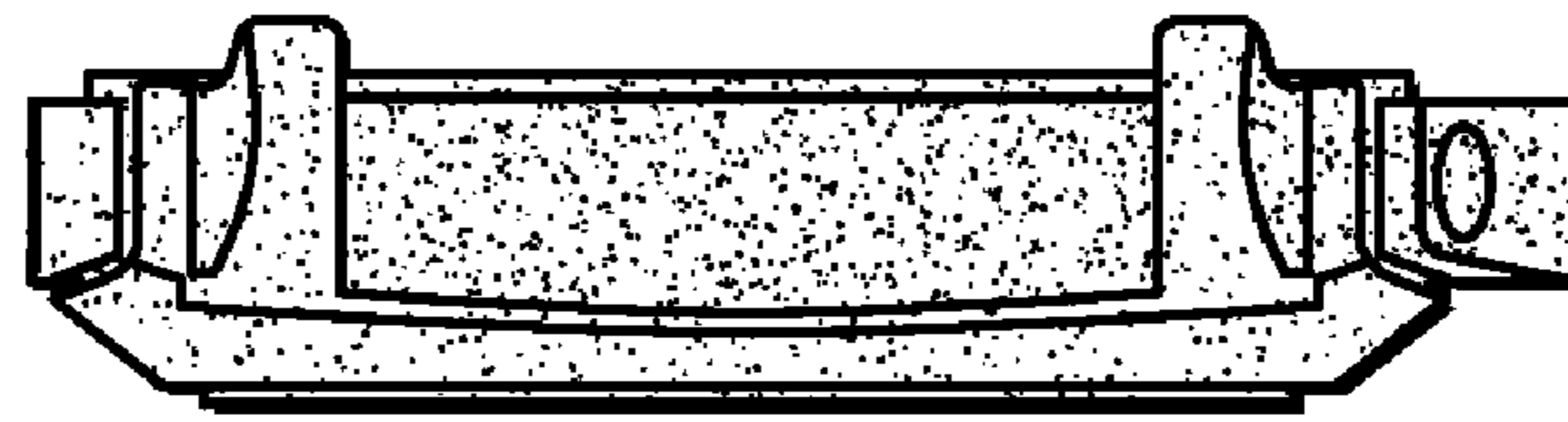


Fig. 4




Fig. 5




Fig. 6




Fig. 7

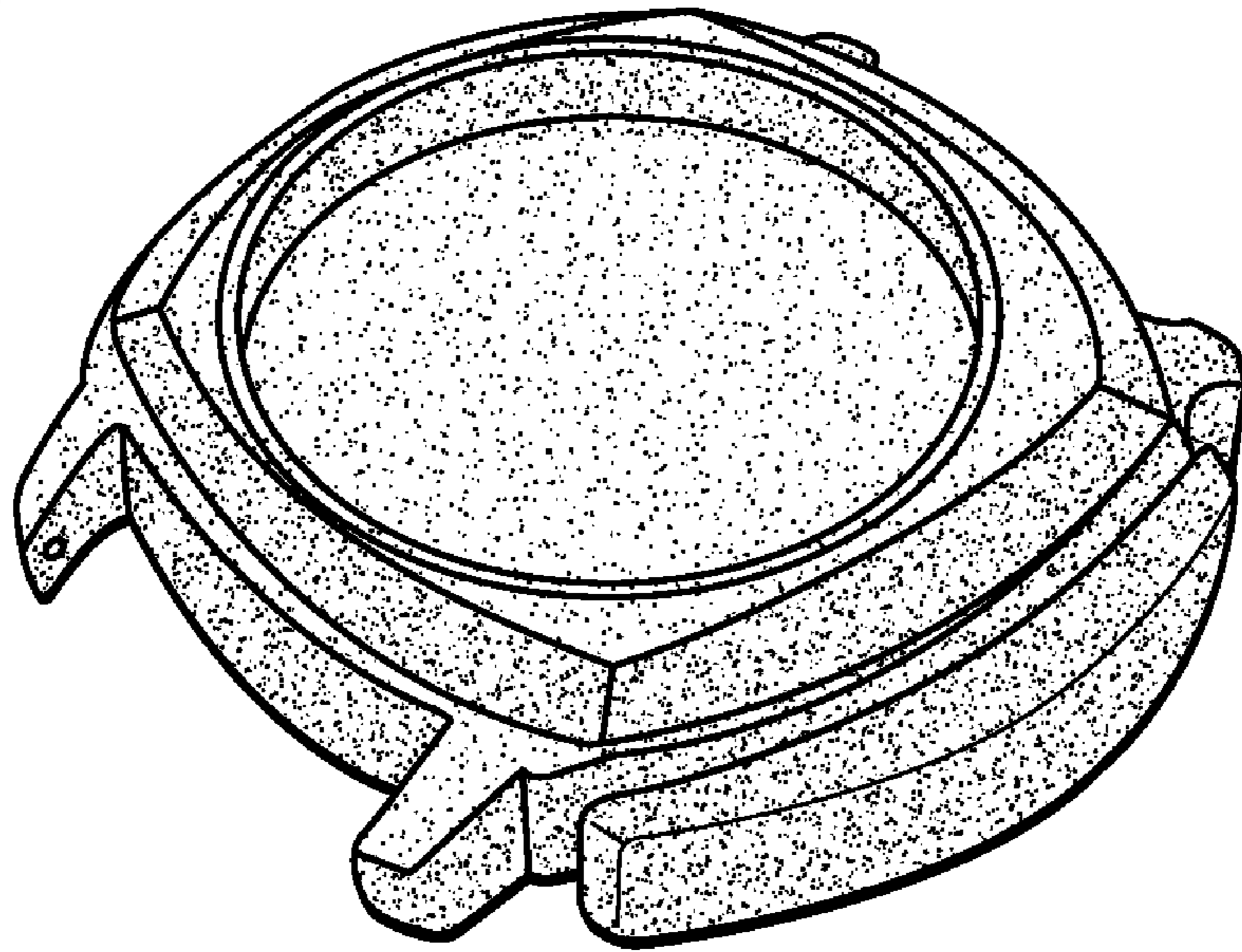


Fig. 8

