



US00D586237S

(12) **United States Design Patent**
Giannini

(10) **Patent No.:** **US D586,237 S**

(45) **Date of Patent:** **** Feb. 10, 2009**

(54) **WRISTWATCH**

(75) **Inventor:** **Frida Giannini**, Firenze (IT)

(73) **Assignee:** **Luxury Timepieces International SA**,
Cortailod (CH)

(**) **Term:** **14 Years**

(21) **Appl. No.:** **29/300,449**

(22) **Filed:** **Mar. 27, 2008**

(30) **Foreign Application Priority Data**

Jan. 24, 2008 (CH) 134686

(51) **LOC (9) Cl.** **10-02**

(52) **U.S. Cl.** **D10/32**

(58) **Field of Classification Search** D10/30-39,
D10/122-132; 368/276, 281, 282, 285; D11/3,
D11/12, 13

See application file for complete search history.

(56) **References Cited**

U.S. PATENT DOCUMENTS

D84,000	S	*	4/1931	Schwab	D11/12
D84,303	S	*	6/1931	Schwab	D11/13
D91,261	S	*	1/1934	Baer	D11/13
D109,338	S	*	4/1938	Prestinari	D11/24
D110,092	S	*	6/1938	Kestenman	D11/3
D112,263	S	*	11/1938	Wadsworth	D10/38
2,221,206	A	*	11/1940	Schwankhaus	368/281
2,591,078	A	*	4/1952	Lazrus	224/172
D310,335	S	*	9/1990	Wunderman	D10/32

D364,819	S	*	12/1995	Wunderman	D10/32
D382,494	S	*	8/1997	Wunderman	D10/32
D396,652	S	*	8/1998	Voegeli	D10/32
D398,542	S	*	9/1998	Wunderman	D10/32
5,914,913	A	*	6/1999	Shriqui	368/282
D412,446	S	*	8/1999	Tse	D10/32
D430,041	S	*	8/2000	Pequignet	D10/32
D472,160	S	*	3/2003	Modolo	D10/32
D532,319	S	*	11/2006	Bedat	D10/32
D533,467	S	*	12/2006	Modolo	D10/31
D567,112	S	*	4/2008	Giannini	D10/31
D567,675	S	*	4/2008	Giannini	D10/31
D573,040	S	*	7/2008	Giannini	D10/32
D575,167	S	*	8/2008	Giannini	D10/32

* cited by examiner

Primary Examiner—Lucy Lieberman

(74) *Attorney, Agent, or Firm*—Sughrue Mion, PLLC

(57) **CLAIM**

The ornamental design for a wristwatch, as shown.

DESCRIPTION

FIG. 1 is a perspective view of the front and right side of a wristwatch showing my new design;

FIG. 2 is a front elevational view thereof;

FIG. 3 is a rear elevational view thereof;

FIG. 4 is a right side elevational view thereof;

FIG. 5 is a left side elevational view thereof;

FIG. 6 is a top plan view thereof; and,

FIG. 7 is a bottom plan view thereof.

1 Claim, 2 Drawing Sheets




FIG. 1




FIG. 2




FIG. 3




FIG. 4




FIG. 6

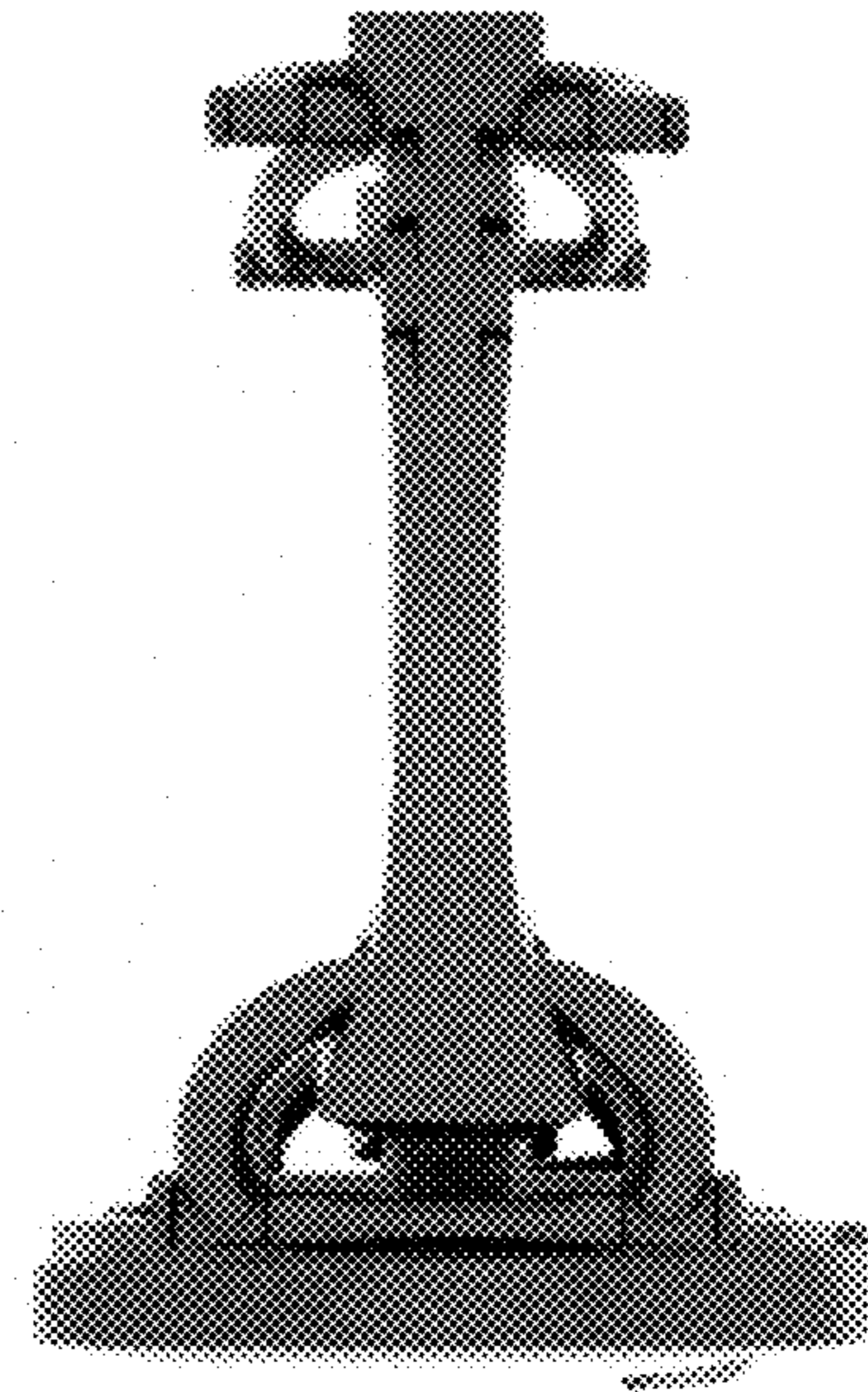


FIG. 5



FIG. 7

