



US00D586235S

(12) **United States Design Patent**
Lusker

(10) **Patent No.:** **US D586,235 S**
(45) **Date of Patent:** **** Feb. 10, 2009**

(54) **SET OF CONTAINERS**

(76) **Inventor:** **Ronald Lusker**, 85 Mercer St., New York, NY (US) 10012

(**) **Term:** **14 Years**

(21) **Appl. No.:** **29/226,827**

(22) **Filed:** **Apr. 1, 2005**

(51) **LOC (9) Cl.** **09-01**

(52) **U.S. Cl.** **D9/738; D9/737**

(58) **Field of Classification Search** D9/737,
D9/738, 739, 741, 743, 747, 516, 522, 523,
D9/524, 526, 529, 544, 546, 559, 560, 561,
D9/562, 572, 575, 434, 435; 215/381-385,
215/6, 10

See application file for complete search history.

(56) **References Cited**

U.S. PATENT DOCUMENTS

D35,322 S *	11/1901	Roth	D9/575
D46,265 S *	8/1914	Potteiger	D9/563
D91,742 S *	3/1934	Tarr	D9/739
D244,992 S *	7/1977	Van der Veken	D9/640
D275,367 S *	9/1984	Holewinski	D24/226
D280,599 S *	9/1985	Green	D9/741
D281,824 S *	12/1985	Field	D28/76
D285,535 S *	9/1986	Buchholz et al.	D9/522
D295,373 S *	4/1988	Saunders	D9/520
D309,100 S *	7/1990	Beaver	D9/523
D324,995 S *	3/1992	Yan	D9/743
D333,263 S *	2/1993	Markuzov	D9/741
D337,946 S *	8/1993	Bridger et al.	D9/523
D367,005 S *	2/1996	Warrilow	D9/741
D404,302 S *	1/1999	Martin	D9/743

D415,023 S *	10/1999	Snyder	D9/747
D439,156 S *	3/2001	Hall et al.	D9/743
D439,519 S *	3/2001	Ruble et al.	D9/523
D449,786 S *	10/2001	Lusker	D9/739
D453,113 S *	1/2002	Feen et al.	D9/561
D454,308 S *	3/2002	Scheida	D9/523
D478,819 S *	8/2003	Pfaeffli et al.	D9/559
D486,396 S *	2/2004	Stinedurf	D9/523
D489,271 S *	5/2004	Soomar	D9/561
D506,391 S *	6/2005	Busch et al.	D9/522
D506,933 S *	7/2005	Kearney	D9/743
D539,167 S *	3/2007	Garrett	D9/743

* cited by examiner

Primary Examiner—Stella M Reid
Assistant Examiner—Elizabeth J Oswecki
(74) *Attorney, Agent, or Firm*—Morgan & Finnegan, LLP

(57) **CLAIM**

I claim the ornamental design for a set of containers, as shown and described.

DESCRIPTION

FIG. 1 is a top plan view of a set of containers showing my new design;

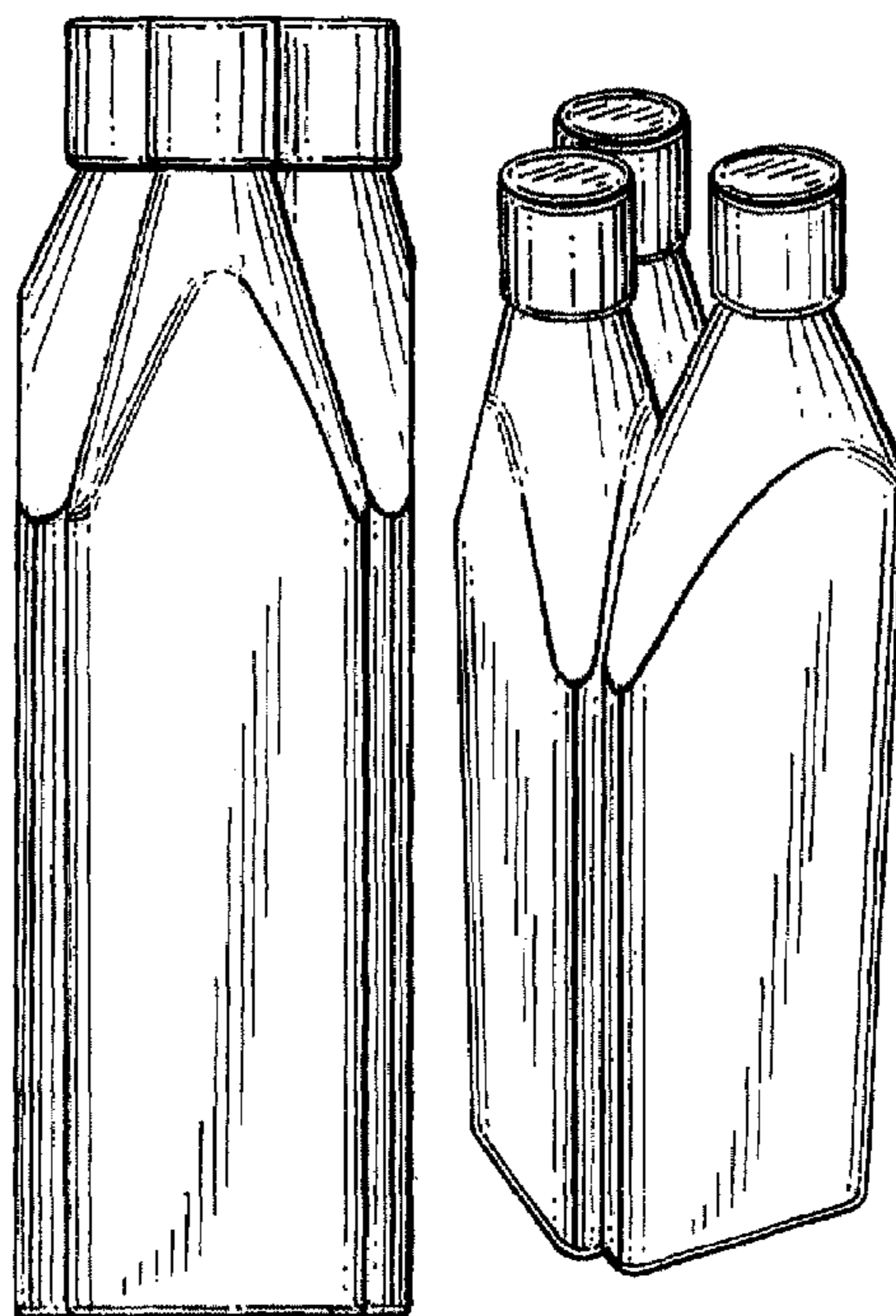
FIG. 2 is a front elevation view thereof, the left side elevation view being a mirror image thereof;

FIG. 3 is a right side elevation view thereof, the back elevation view being a mirror image thereof; and,

FIG. 4 is a top, left and back side perspective view thereof.

All surfaces of the set of containers that are not shown in these figures form no part of the claimed design.

1 Claim, 2 Drawing Sheets



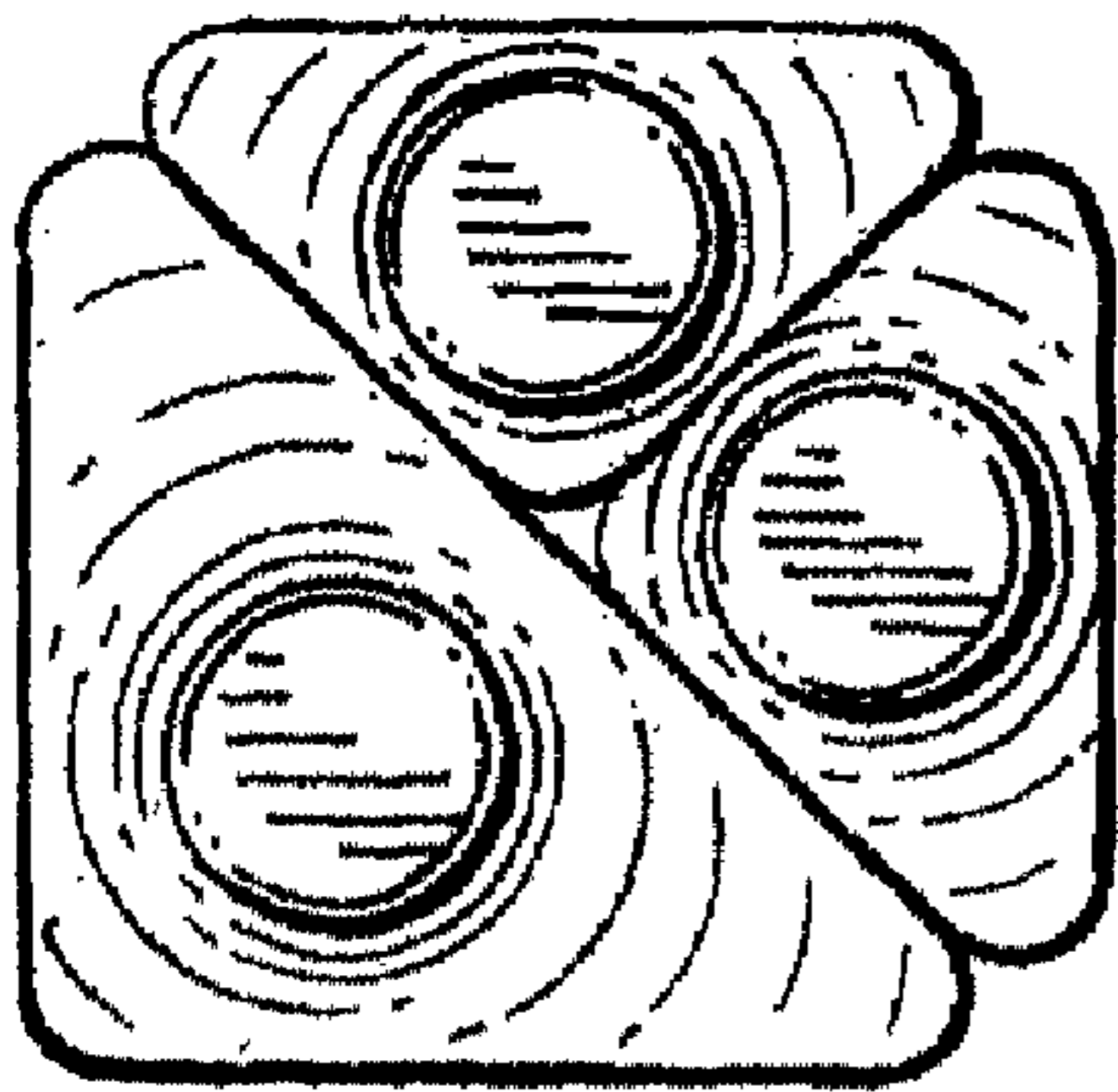


FIG. 1



FIG. 2

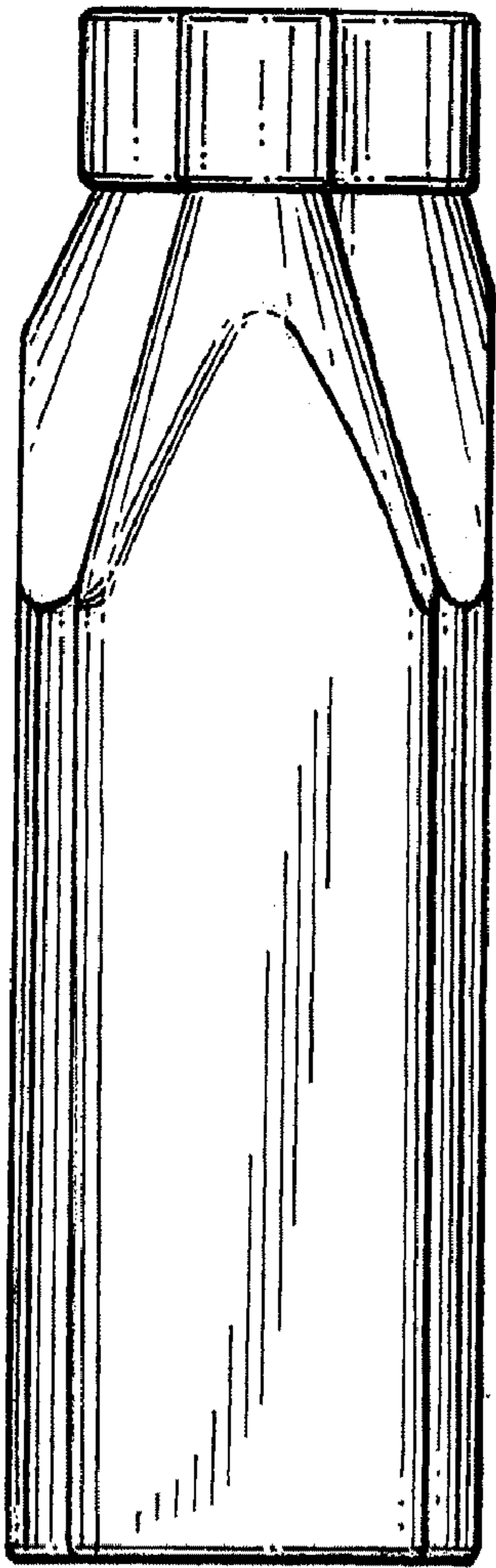


FIG. 3




FIG. 4