



US00D586211S

(12) **United States Design Patent**
Pires et al.

(10) **Patent No.:** **US D586,211 S**
(45) **Date of Patent:** **** Feb. 10, 2009**

(54) **ACTUATOR-APPLICATOR HEAD**

(75) Inventors: **Leo Clifford Pires**, Basking Ridge, NJ
(US); **Roger Hwang**, Maple (CA);
Smitaa Srivastava, New Delhi (IN);
Koushik Kohli, Uttar Pradesh (IN)

(73) Assignee: **Zen Design Solutions Limited**, Wanchai
(HK)

(**) Term: **14 Years**

(21) Appl. No.: **29/317,073**

(22) Filed: **Apr. 22, 2008**

(51) **LOC (9) Cl.** **09-07**

(52) **U.S. Cl.** **D9/447**

(58) **Field of Classification Search** D9/697,
D9/695, 682, 453, 449, 448, 447, 446, 442,
D9/435, 434, 450, 520; 222/94, 92, 490,
222/383.1, 321.7, 321.3, 251, 204, 153.14,
222/153.13, 153.02, 545; 221/288; 215/372;
206/63.5

See application file for complete search history.

(56) **References Cited**

U.S. PATENT DOCUMENTS

D279,169 S * 6/1985 Banasik D9/447
D283,982 S * 5/1986 Olson D9/442
5,588,560 A * 12/1996 Benedict et al. D9/447

D489,613 S 5/2004 Campbell et al.
D518,379 S * 4/2006 Decottignies et al. D9/447
D541,653 S 5/2007 Pietrowski et al.
D546,682 S * 7/2007 Decottignies et al. D9/448

* cited by examiner

Primary Examiner—Susan Bennett Hattan

(74) *Attorney, Agent, or Firm*—Keith Taboada; Patterson &
Sheridan, LLP

(57) **CLAIM**

The ornamental design for an “actuator-applicator head,” as shown and described.

DESCRIPTION

FIG. 1 illustrates an isometric view of the actuator-applicator head

FIG. 2 is a front view of the actuator-applicator head of FIG. 1;

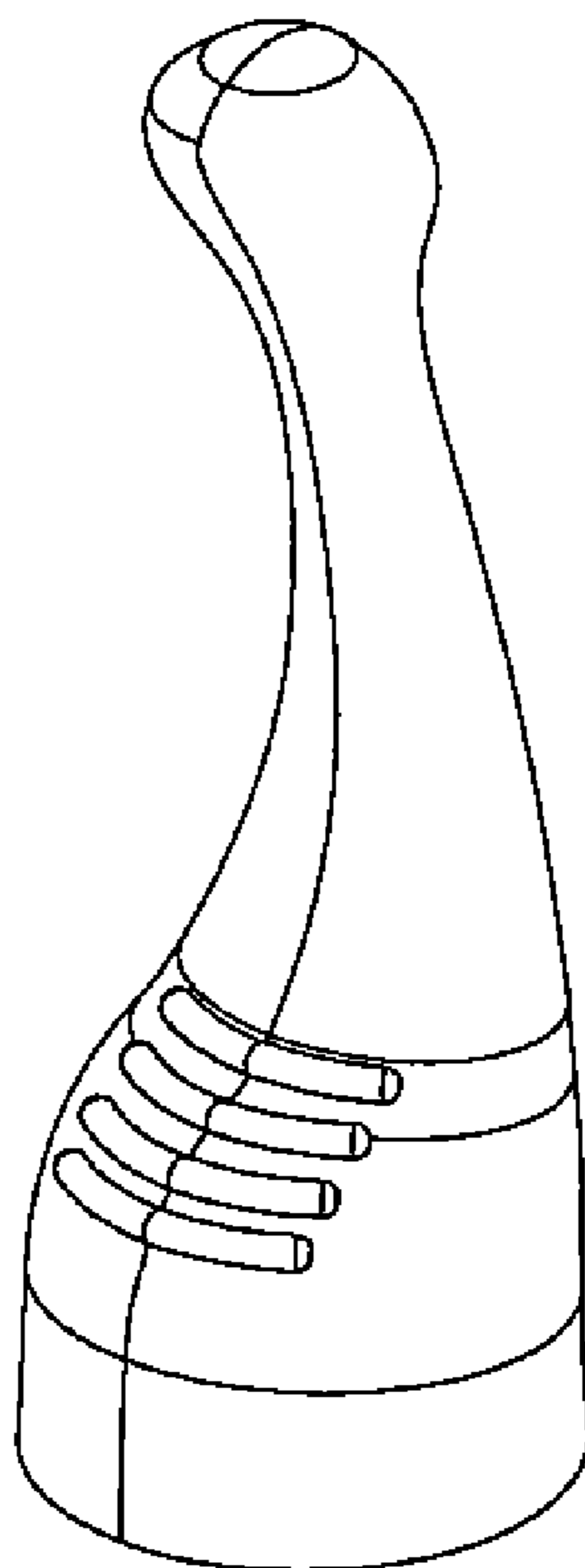
FIG. 3 is a rear view of the actuator-applicator head of FIG. 1;

FIG. 4 is a left side view of the actuator-applicator head of FIG. 1, the right side being a mirror image thereof;

FIG. 5 is a top view of the actuator-applicator head of FIG. 1; and,

FIG. 6 is a bottom view of the actuator-applicator head of FIG. 1.

1 Claim, 6 Drawing Sheets



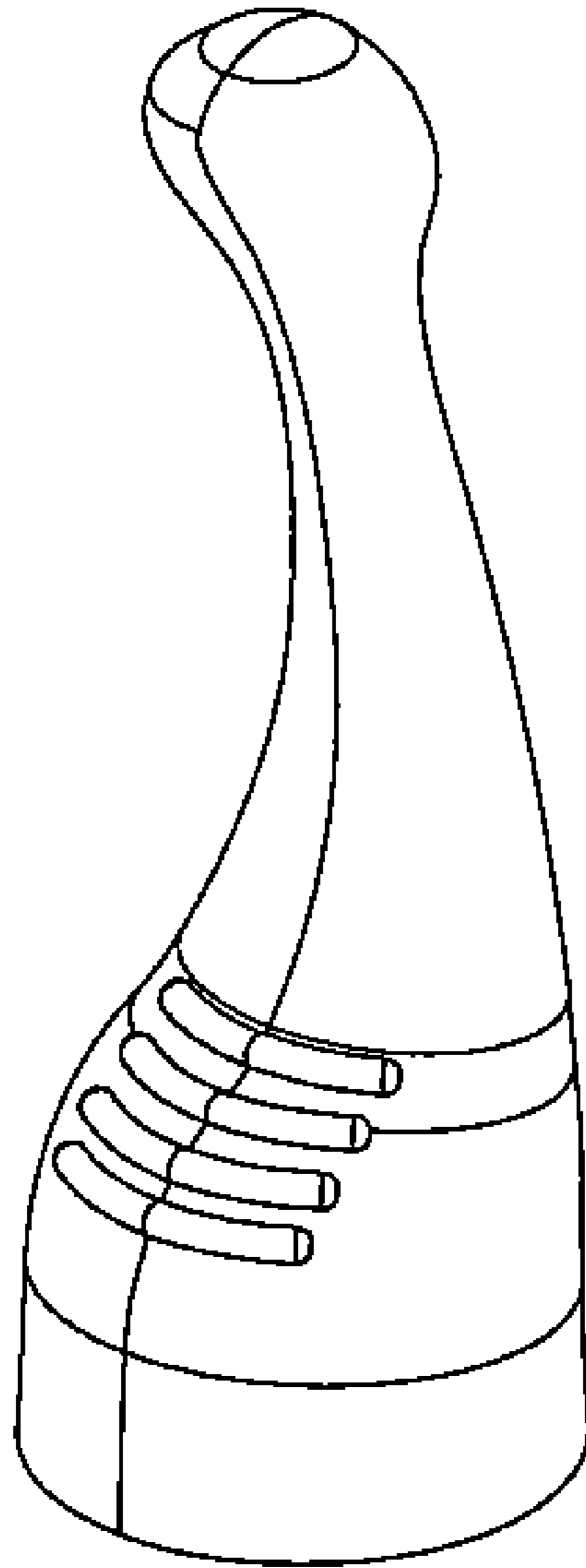


Fig. 1

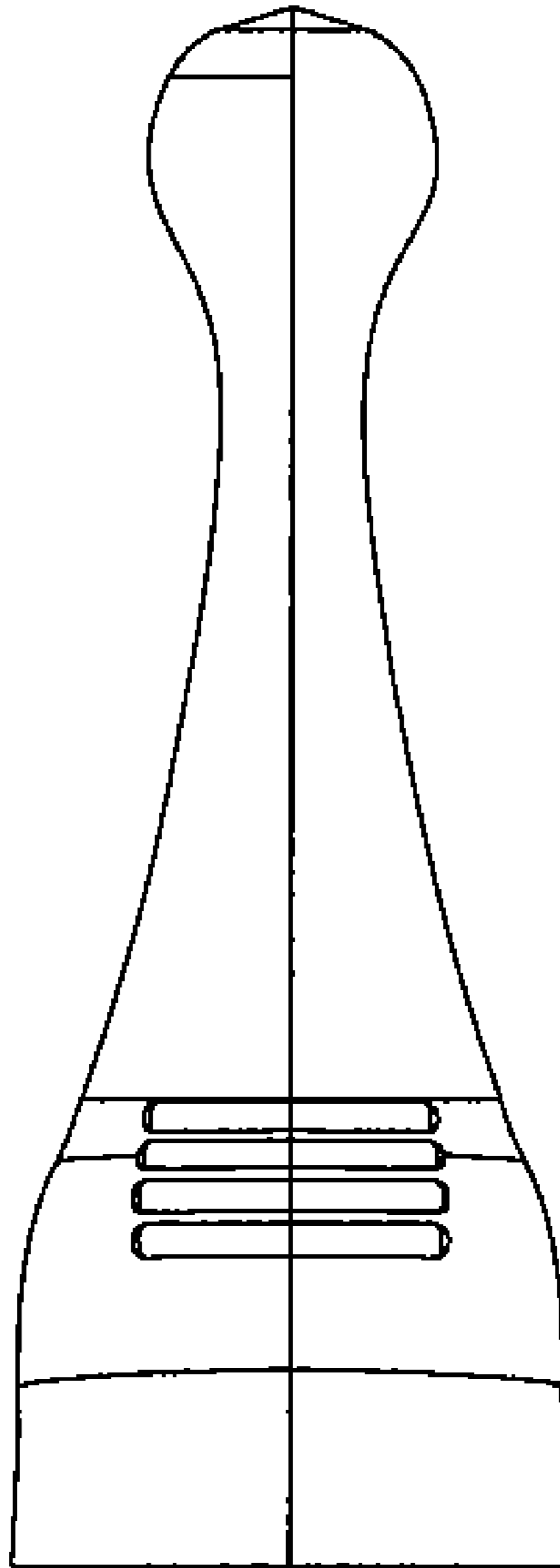


Fig. 2

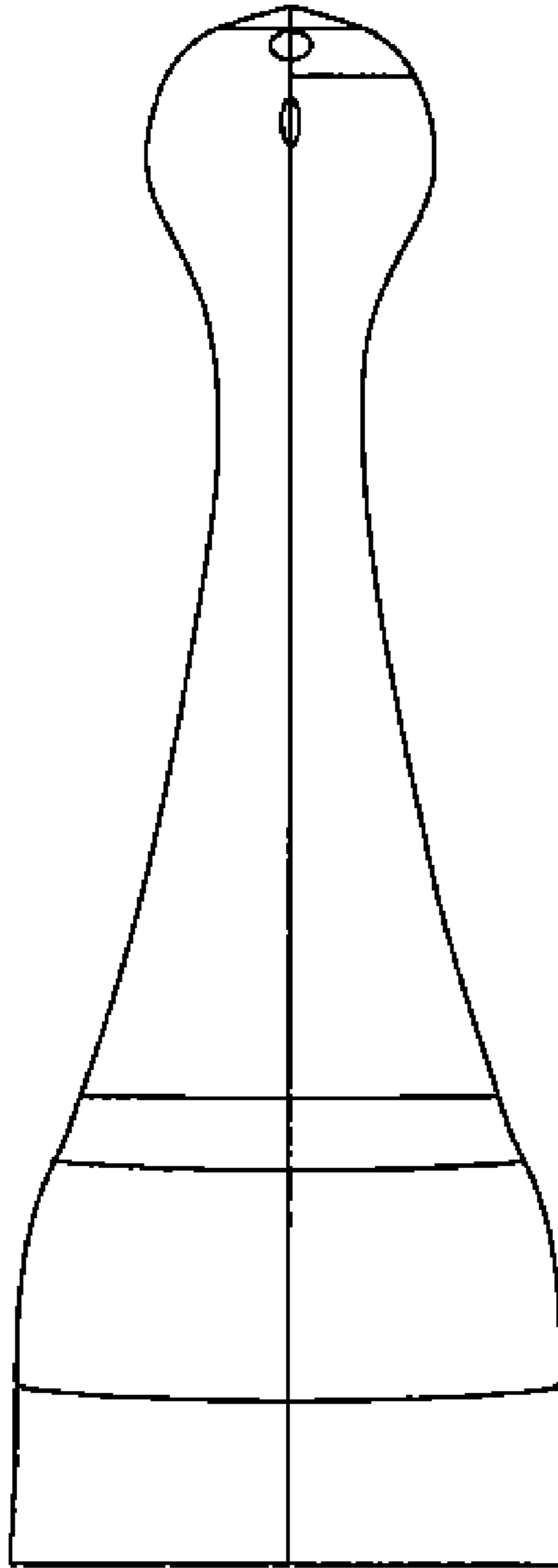


Fig. 3




Fig. 4

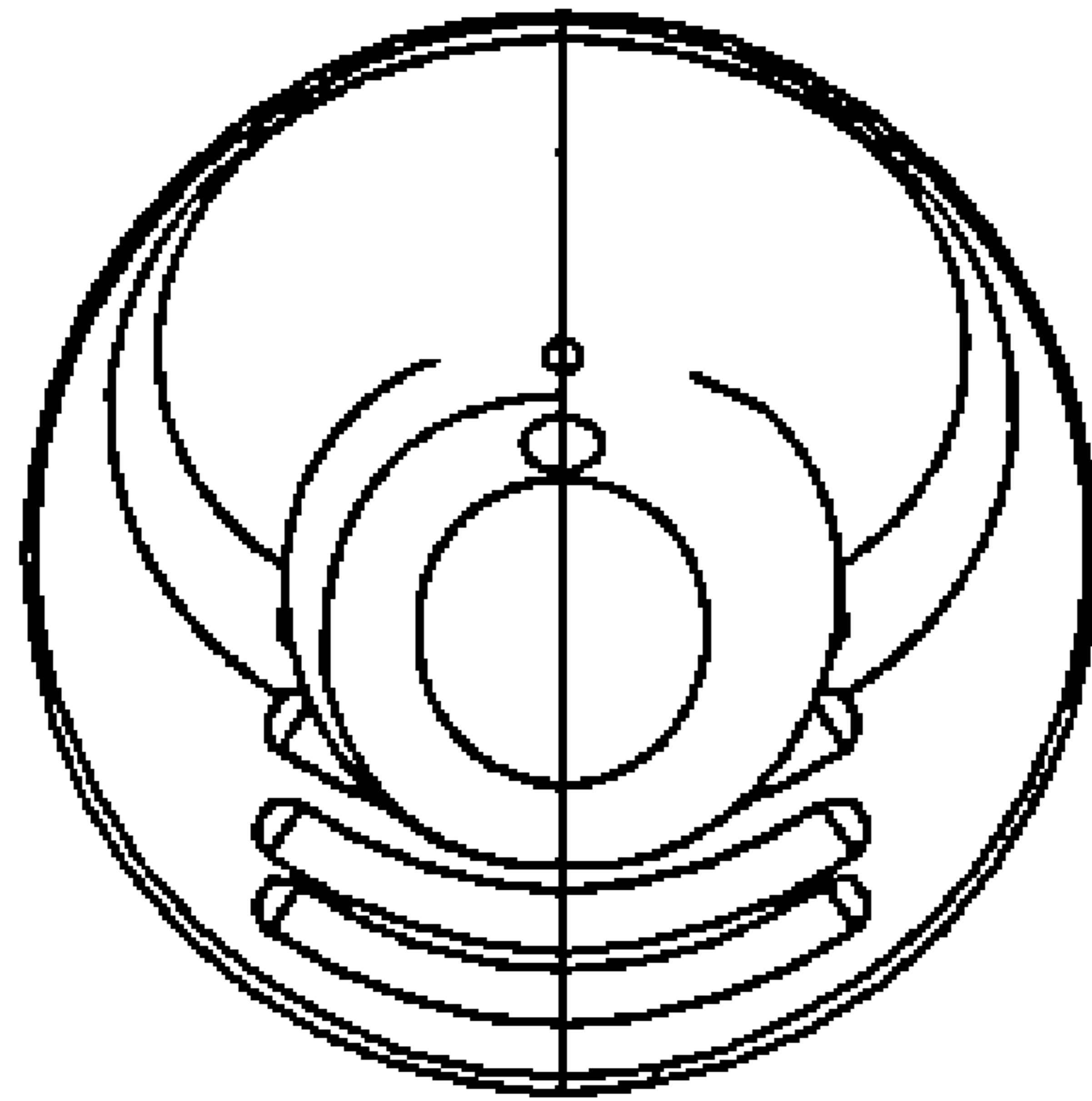


Fig. 5

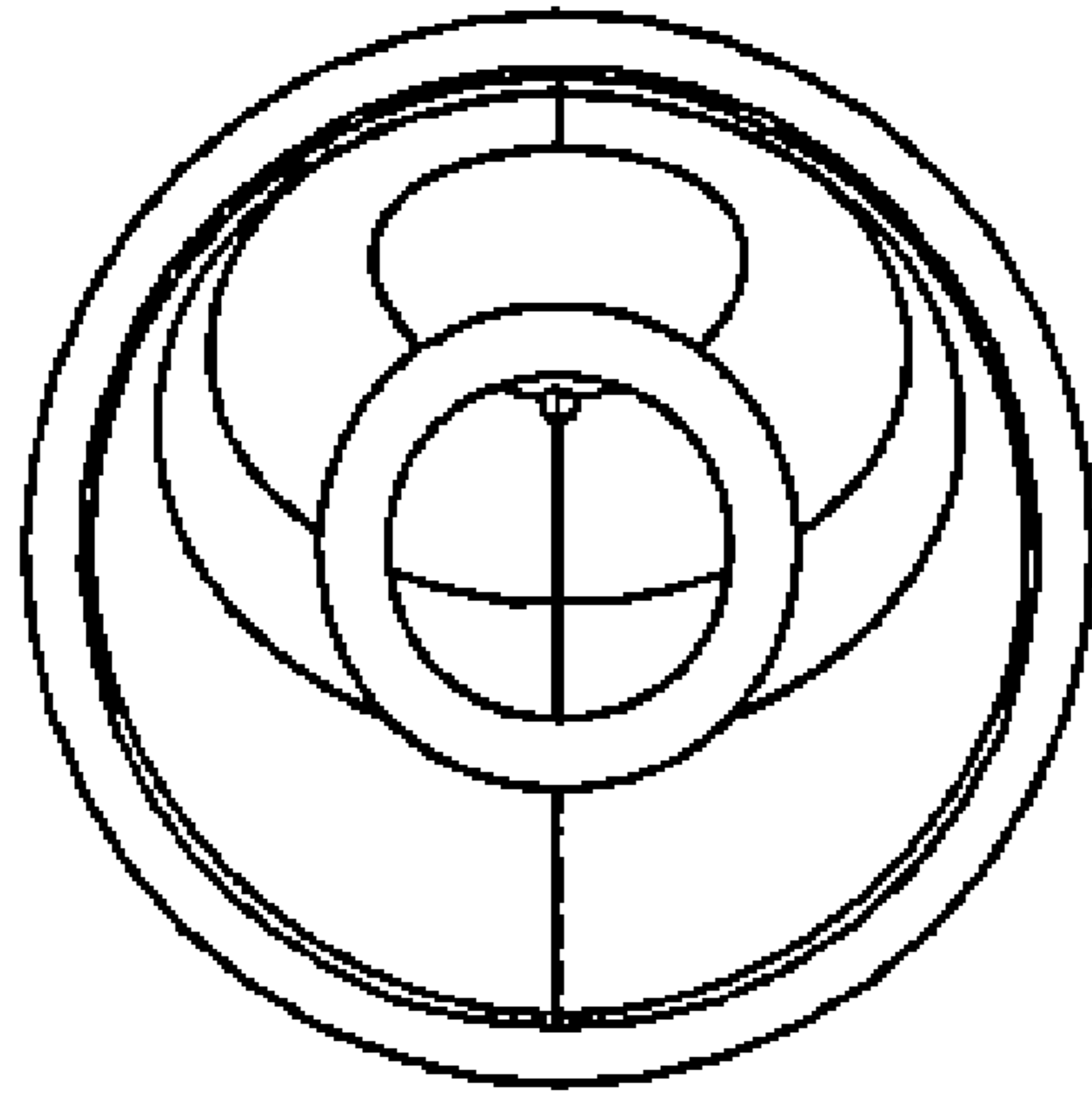


Fig. 6