



US00D586199S

(12) **United States Design Patent**
Gifford

(10) **Patent No.:** **US D586,199 S**
(45) **Date of Patent:** **** Feb. 10, 2009**

(54) **GRAB BAR**

(75) Inventor: **Stephen J. Gifford**, Advance, NC (US)

(73) Assignee: **Lux Products Corporation**, Mount Laurel, NJ (US)

(**) Term: **14 Years**

(21) Appl. No.: **29/320,279**

(22) Filed: **Jun. 24, 2008**

(51) **LOC (9) Cl.** **08-06**

(52) **U.S. Cl.** **D8/315**

(58) **Field of Classification Search** D8/300,
D8/301, 302, 305, 306, 307-313, 315-318,
D8/319-322, DIG. 1, DIG. 2, DIG. 10; D15/89;
D7/393, 394; D3/318; D6/549, 524, 533,
D6/550, 546; D23/303, 304, 305, 250-254;
16/441, 118, 110 R, 111 R, DIG. 19, DIG. 30,
16/110.1, 412, 414-420, 443-446; 292/336.3;
211/16, 182; 220/752-754

See application file for complete search history.

(56) **References Cited**

U.S. PATENT DOCUMENTS

D41,567 S *	7/1911	Strassburger et al.	D6/549
D60,180 S *	1/1922	Thompson et al.	D14/248
D80,927 S *	4/1930	Weber	D8/319
1,769,326 A *	7/1930	Weis	211/123
1,972,282 A *	9/1934	Wittstein	211/123
D218,619 S *	9/1970	Young	D8/316
D235,730 S *	7/1975	Bush	D8/306
4,729,482 A *	3/1988	Nicholson	211/105.2
D323,281 S *	1/1992	Young	D8/320
D361,436 S *	8/1995	Warshawsky	D8/316
D361,495 S *	8/1995	Warshawsky	D8/316
D373,067 S *	8/1996	De'Armond	D8/317
5,690,237 A *	11/1997	Marzec	211/105.1
D402,530 S *	12/1998	Simons et al.	D8/317
D424,402 S *	5/2000	Caugh et al.	D8/317

D432,896 S *	10/2000	Lee	D8/317
D450,999 S *	11/2001	Dewald et al.	D8/317
D451,327 S *	12/2001	Lai	D6/549
D459,930 S *	7/2002	Snell	D6/549
D464,717 S *	10/2002	Hoernig	D23/304
D477,738 S *	7/2003	Gilbert	D6/549
D478,449 S *	8/2003	Hoernig	D6/549
D492,530 S *	7/2004	Chen	D6/549
D536,597 S *	2/2007	Berlovan et al.	D8/315
D540,599 S *	4/2007	Krumpe et al.	D6/549
D542,118 S *	5/2007	Fields	D8/317
D542,119 S *	5/2007	Ricereto	D8/317
D562,107 S *	2/2008	Tor Verges	D8/316
D563,762 S *	3/2008	Spencer, Jr.	D8/316
D564,334 S *	3/2008	Lee	D8/316
D564,856 S *	3/2008	Ricereto	D8/316

* cited by examiner

Primary Examiner—Stella M Reid

Assistant Examiner—Mark A Goodwin

(74) *Attorney, Agent, or Firm*—DLA Piper LLP (US)

(57) **CLAIM**

The ornamental design for a grab bar, as shown and described.

DESCRIPTION

FIG. 1 is a perspective view of a grab bar showing our new design;

FIG. 2 is a front view thereof;

FIG. 3 is a rear view thereof;

FIG. 4 is a top view thereof;

FIG. 5 is a bottom view thereof;

FIG. 6 is a right side view thereof; and,

FIG. 7 is a left side view thereof.

The broken line showing of the two circular areas in FIG. 3 is included for the purpose of illustrating portions of the grab bar and forms no part of the claimed design.

1 Claim, 4 Drawing Sheets



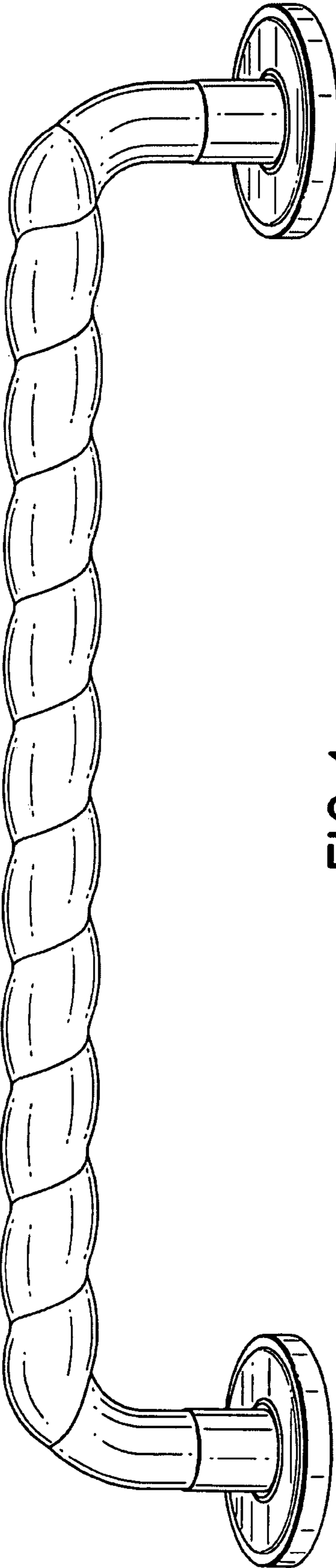


FIG.1

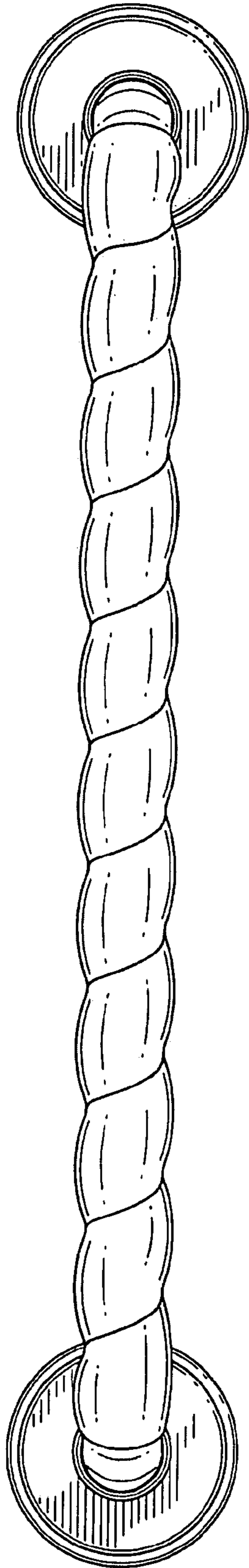


FIG. 2

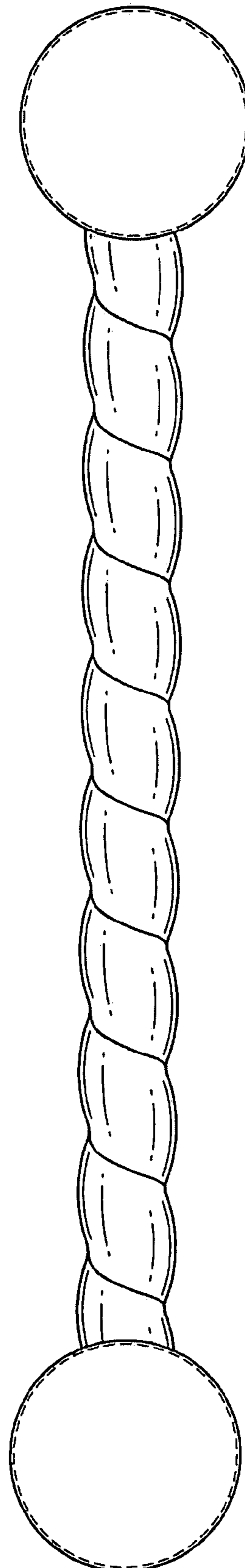


FIG. 3

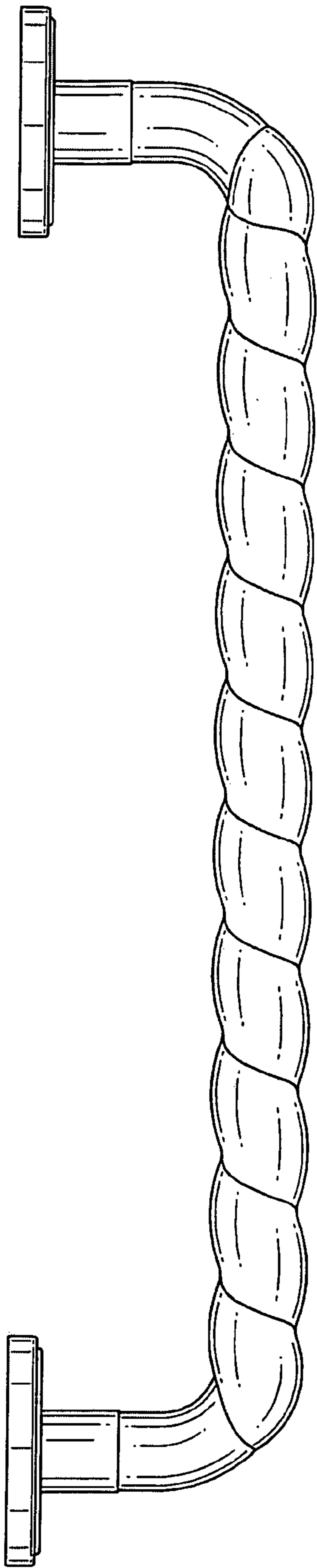


FIG. 4

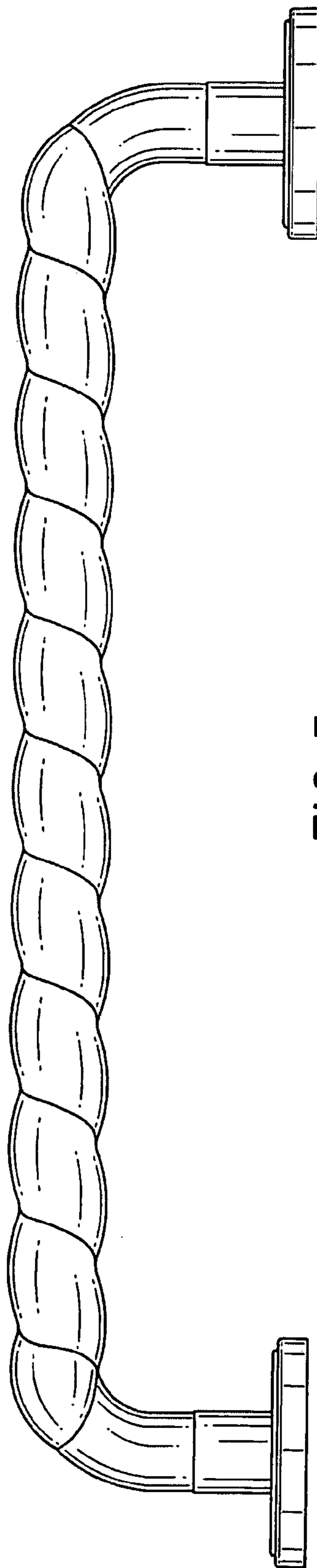


FIG. 5

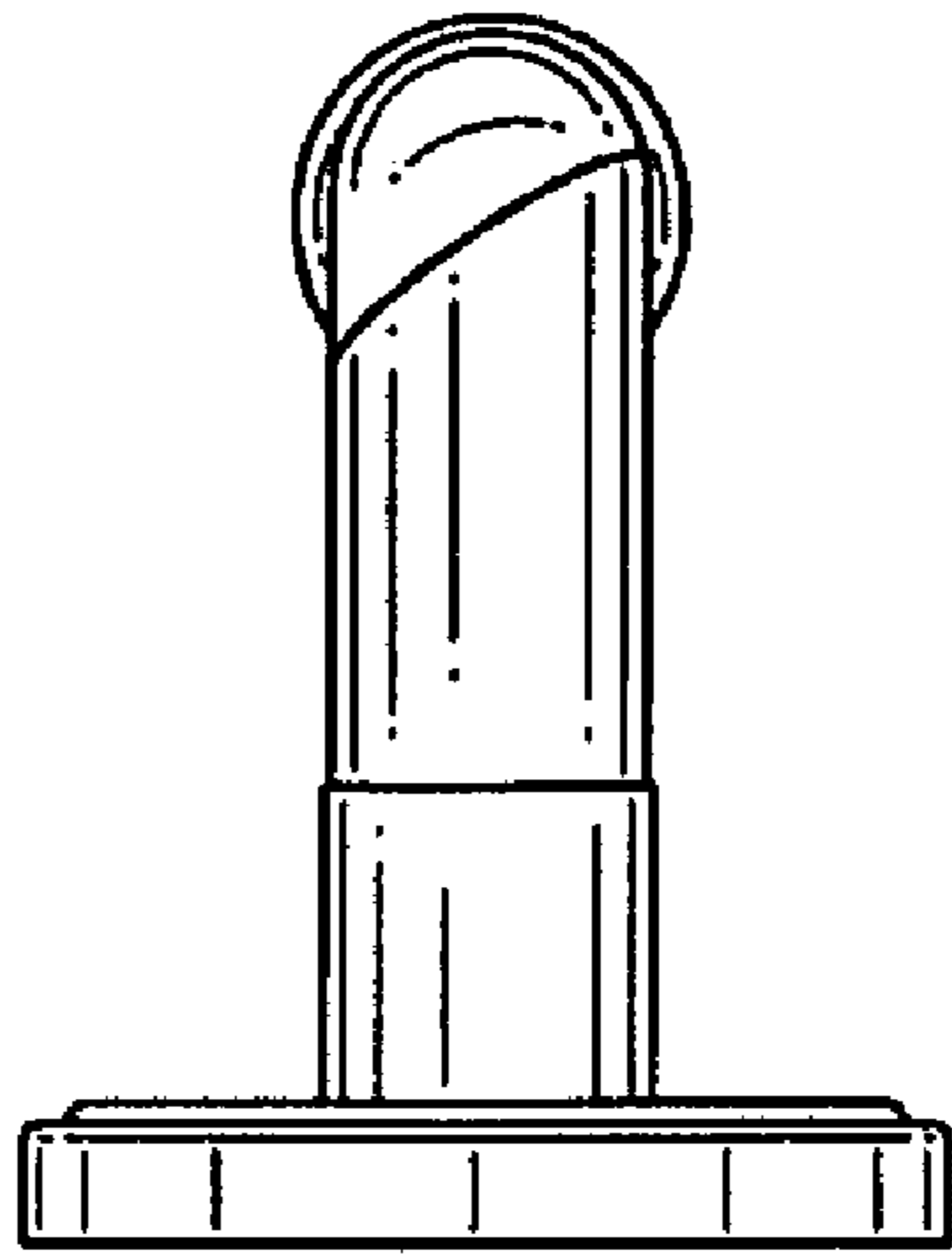


FIG. 6

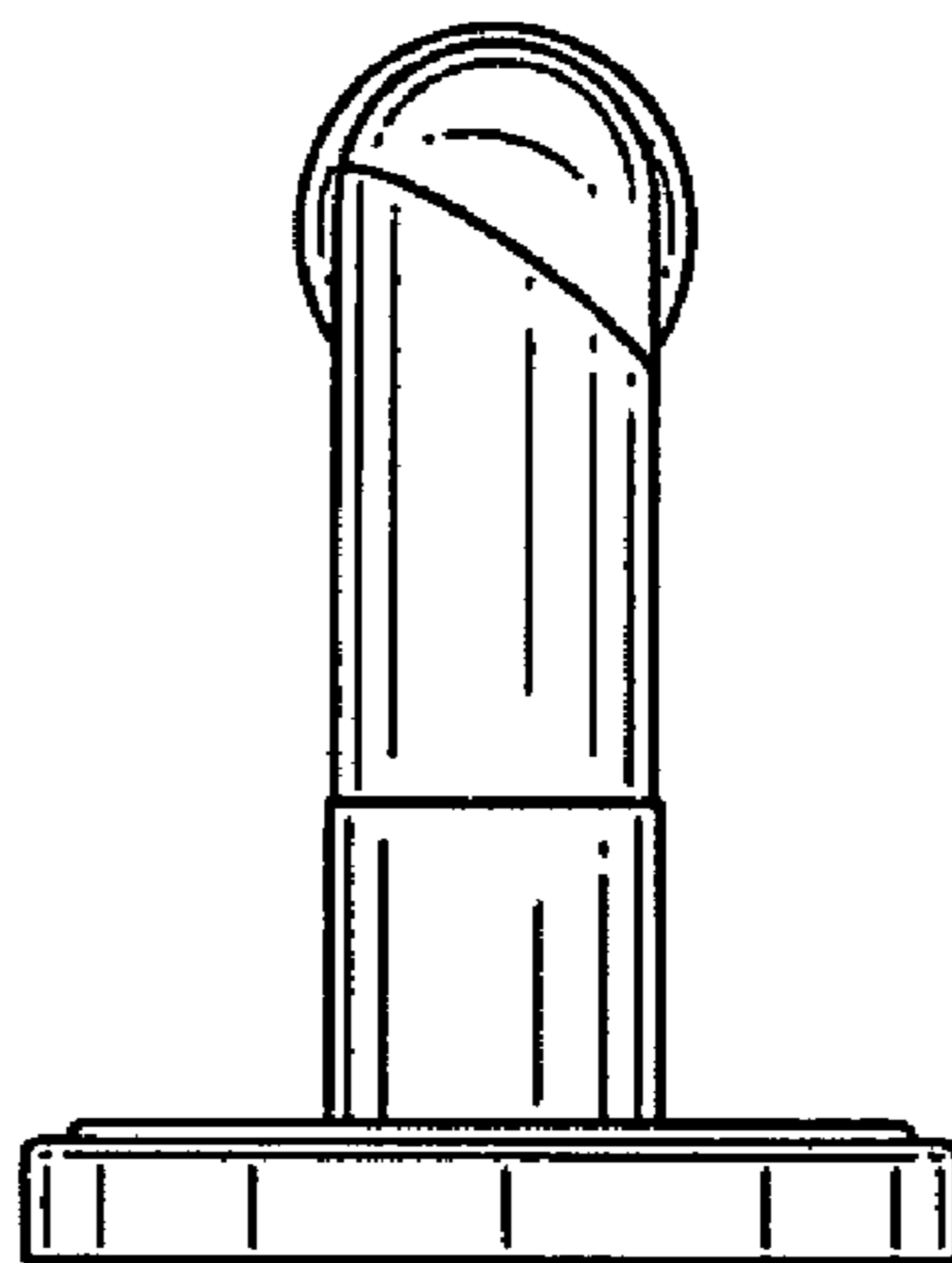


FIG. 7