



US00D586197S

(12) **United States Design Patent**  
**Della Polla**

(10) **Patent No.:** **US D586,197 S**

(45) **Date of Patent:** **\*\* Feb. 10, 2009**

(54) **FLUTE KNIFE**

(76) **Inventor:** **Michael Della Polla**, 4039 Willowmere Tr., Kennesaw, GA (US) 30144

(\*\*) **Term:** **14 Years**

(21) **Appl. No.:** **29/294,729**

(22) **Filed:** **Jan. 25, 2008**

(51) **LOC (9) Cl.** ..... **08-03**

(52) **U.S. Cl.** ..... **D8/99**

(58) **Field of Classification Search** ..... D8/98,  
D8/102, 107, 51, 14; 30/294, 289, 304, 314  
See application file for complete search history.

(56) **References Cited**

**U.S. PATENT DOCUMENTS**

D254,243	S	*	2/1980	Florian et al.	.....	D8/98
D260,358	S	*	8/1981	Wilson et al.	.....	D8/98
4,507,867	A	*	4/1985	Haas, Jr.	.....	30/314
5,127,162	A	*	7/1992	Mansfield	.....	30/294
D381,886	S	*	8/1997	Domenico	.....	D8/98

D470,030	S	*	2/2003	Swier	.....	D8/98
6,513,249	B2	*	2/2003	Linton et al.	.....	30/286
D501,126	S	*	1/2005	Addis	.....	D8/98
D540,647	S	*	4/2007	Ireland	.....	D8/98

\* cited by examiner

*Primary Examiner*—Philip S Hyder

(57) **CLAIM**

The ornamental design for a flute knife, as shown.

**DESCRIPTION**

FIG. 1 is a perspective view of a flute knife showing my new design;

FIG. 2 is a front elevation view thereof;

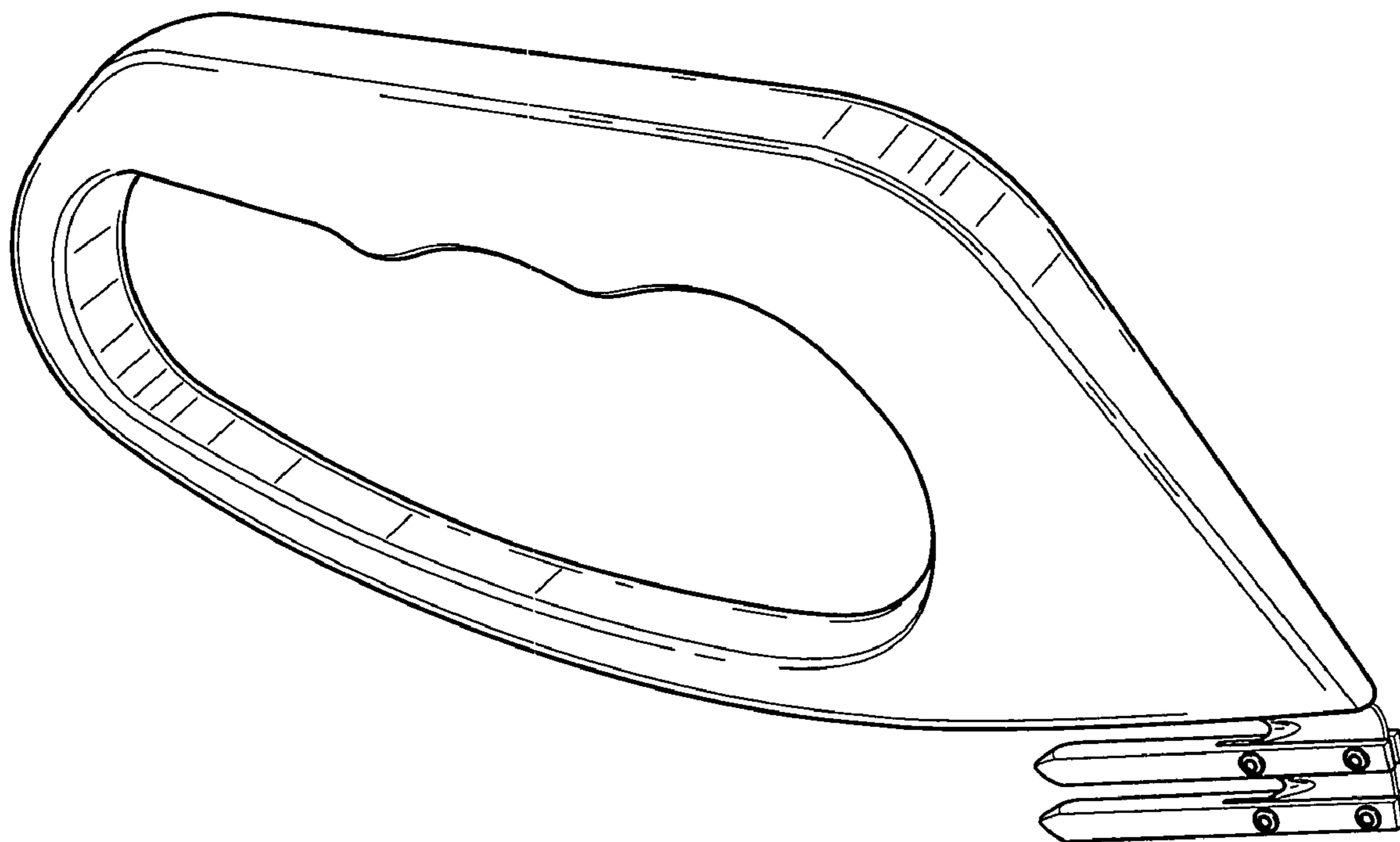
FIG. 3 is a right side elevation view thereof;

FIG. 4 is a rear elevation view thereof;

FIG. 5 is a top plan view thereof; and,

FIG. 6 is a bottom plan view thereof.

**1 Claim, 3 Drawing Sheets**



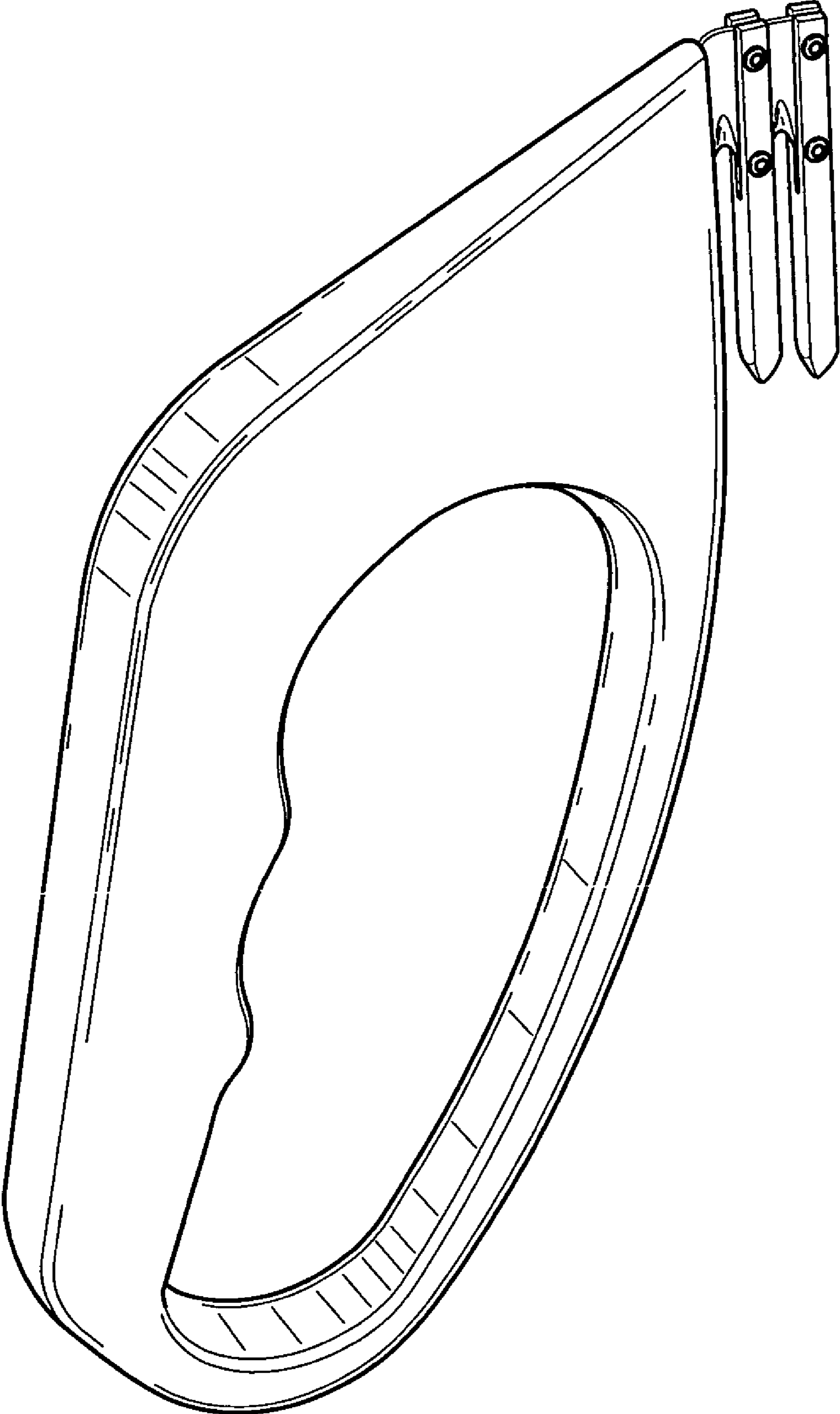


Fig. 1

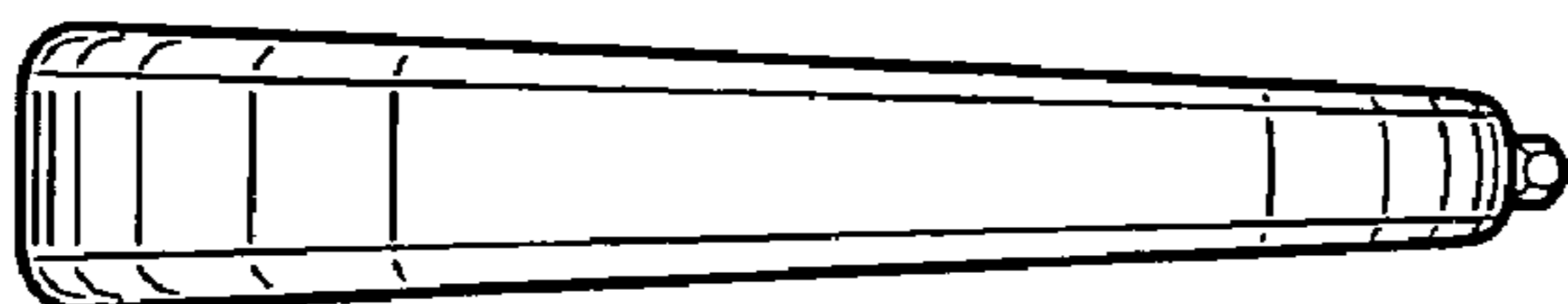


Fig. 2

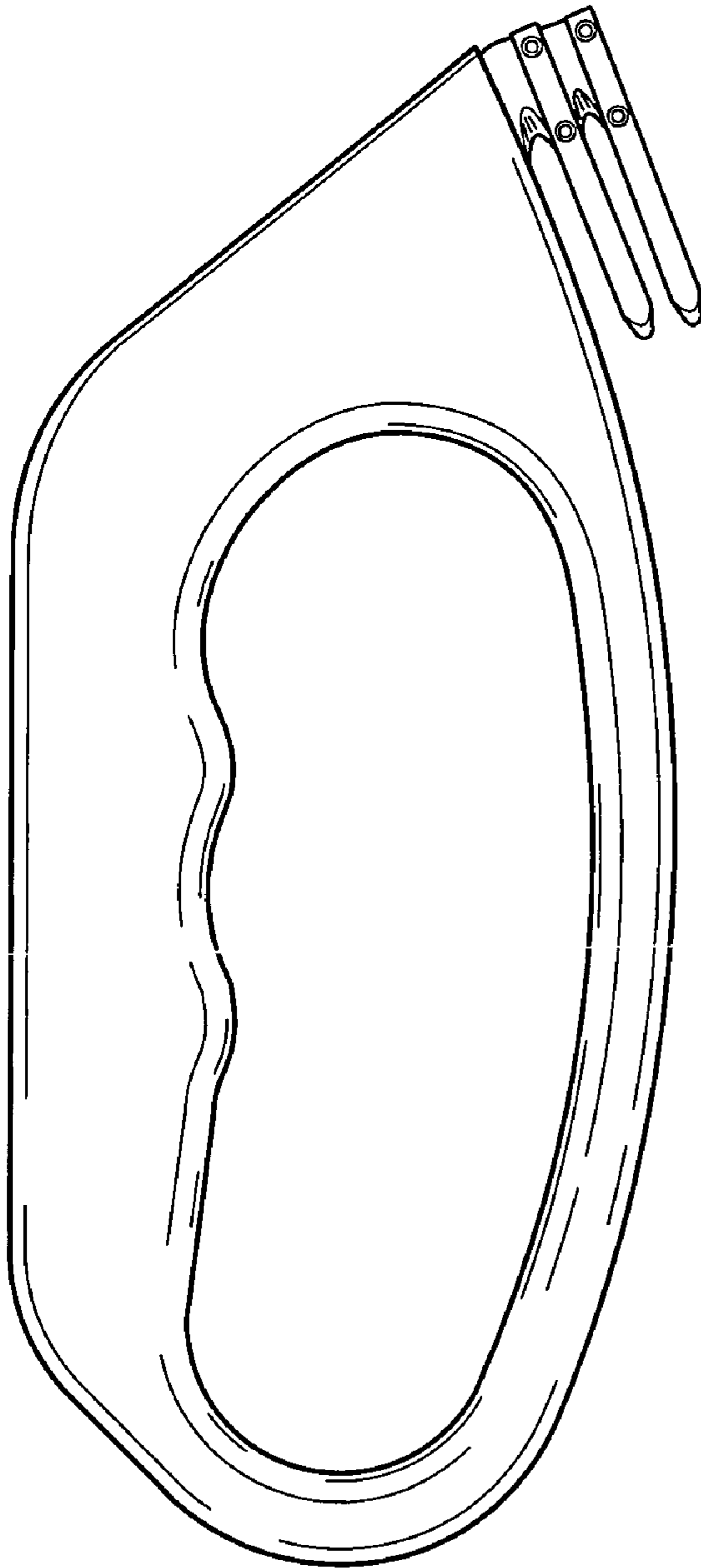


Fig. 3

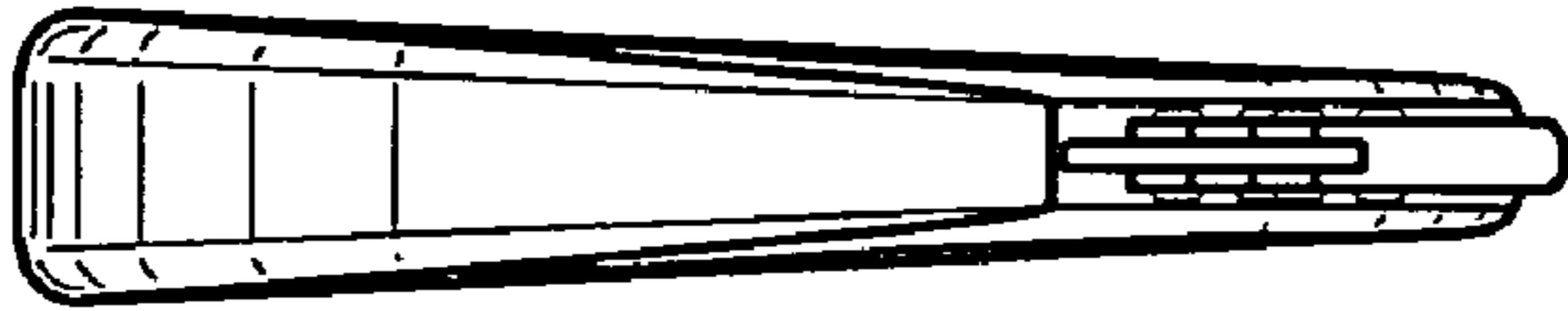
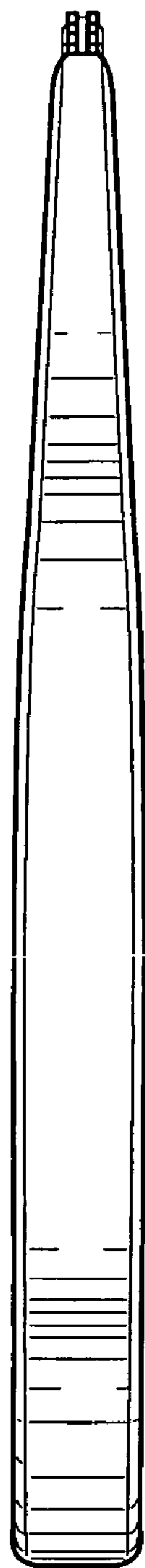



Fig. 4



**Fig. 5**



**Fig. 6**