



US00D586190S

(12) **United States Design Patent**
Hauser

(10) **Patent No.:** **US D586,190 S**
(45) **Date of Patent:** **** Feb. 10, 2009**

(54) **ASPARAGUS PEELER**

7,361,080 B2 * 4/2008 Martin 452/6

(75) Inventor: **Lawrence M. Hauser**, Federal Way, WA (US)

(73) Assignee: **Progressive International Corporation**, Kent, WA (US)

(**) Term: **14 Years**

(21) Appl. No.: **29/298,375**

(22) Filed: **Dec. 4, 2007**

(51) **LOC (9) Cl.** **07-06**

(52) **U.S. Cl.** **D7/695**

(58) **Field of Classification Search** D7/669,
D7/674, 680, 683, 686, 693, 695; D8/56;
30/120.2, 120.3, 123.5, 123.6, 279.6

See application file for complete search history.

(56) **References Cited**

U.S. PATENT DOCUMENTS

D247,870 S *	5/1978	Herrmeyer et al.	D7/695
D332,034 S *	12/1992	Viemeister	D7/695
D415,940 S *	11/1999	Hollingsworth	D8/56
D461,377 S *	8/2002	Law	D7/680
D469,668 S *	2/2003	Prommel	D7/686
D509,711 S *	9/2005	Bennerdahl	D7/695
D509,712 S *	9/2005	Lee	D7/695
D538,119 S *	3/2007	Kaposi	D8/40
D539,103 S *	3/2007	Fu Yeung et al.	D7/680
D539,623 S *	4/2007	Yu	D8/40
D555,442 S *	11/2007	Kaposi	D8/5

OTHER PUBLICATIONS

“The Perfect Peeler” Kyocera Advanced Ceramics, www.kyoceraAdvancedCeramics.com; 1 Page; 2005 Kyocera Tycom Corporation.

“A Metamorphosis in Kitchenware”, Good Cook—The Art of Cooking, www.goodcook.com; 1 Page; 2005 Bradshaw International Inc.

* cited by examiner

Primary Examiner—Ian Simmons

Assistant Examiner—Dana L Sipos

(74) *Attorney, Agent, or Firm*—Black Lowe & Graham, PLLC

(57) **CLAIM**

I claim the ornamental design for the asparagus peeler, as shown and described.

DESCRIPTION

FIG. 1 is a perspective view of the asparagus peeler showing my new design;

FIG. 2 is a front view of the asparagus peeler;

FIG. 3 is a top view of the asparagus peeler;

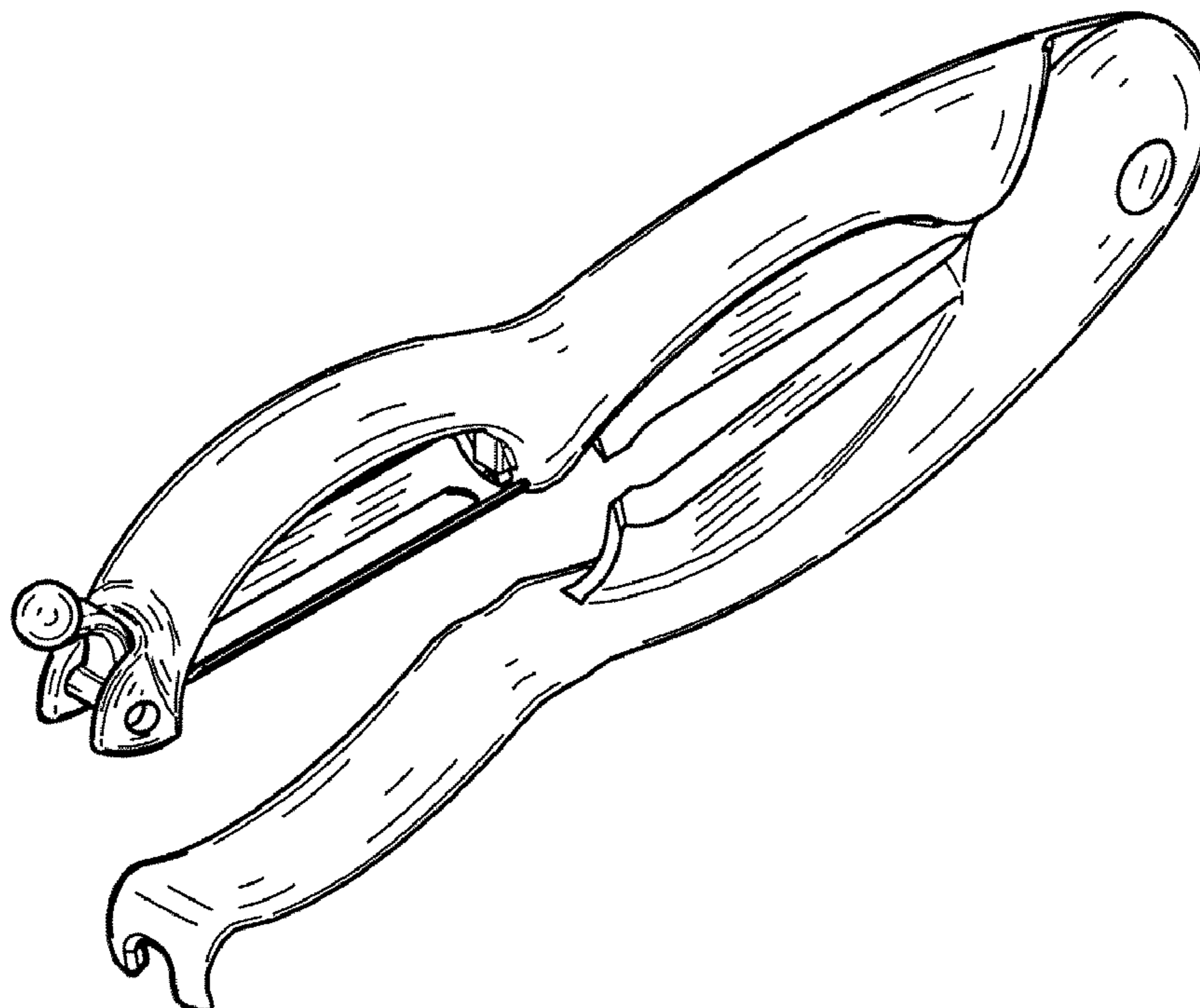
FIG. 4 is a bottom view of the asparagus peeler;

FIG. 5 is a left side view of the asparagus peeler;

FIG. 6 is a right side view of the asparagus peeler; and,

FIG. 7 is a perspective view of the asparagus peeler, shown pivoted in an open position.

1 Claim, 3 Drawing Sheets



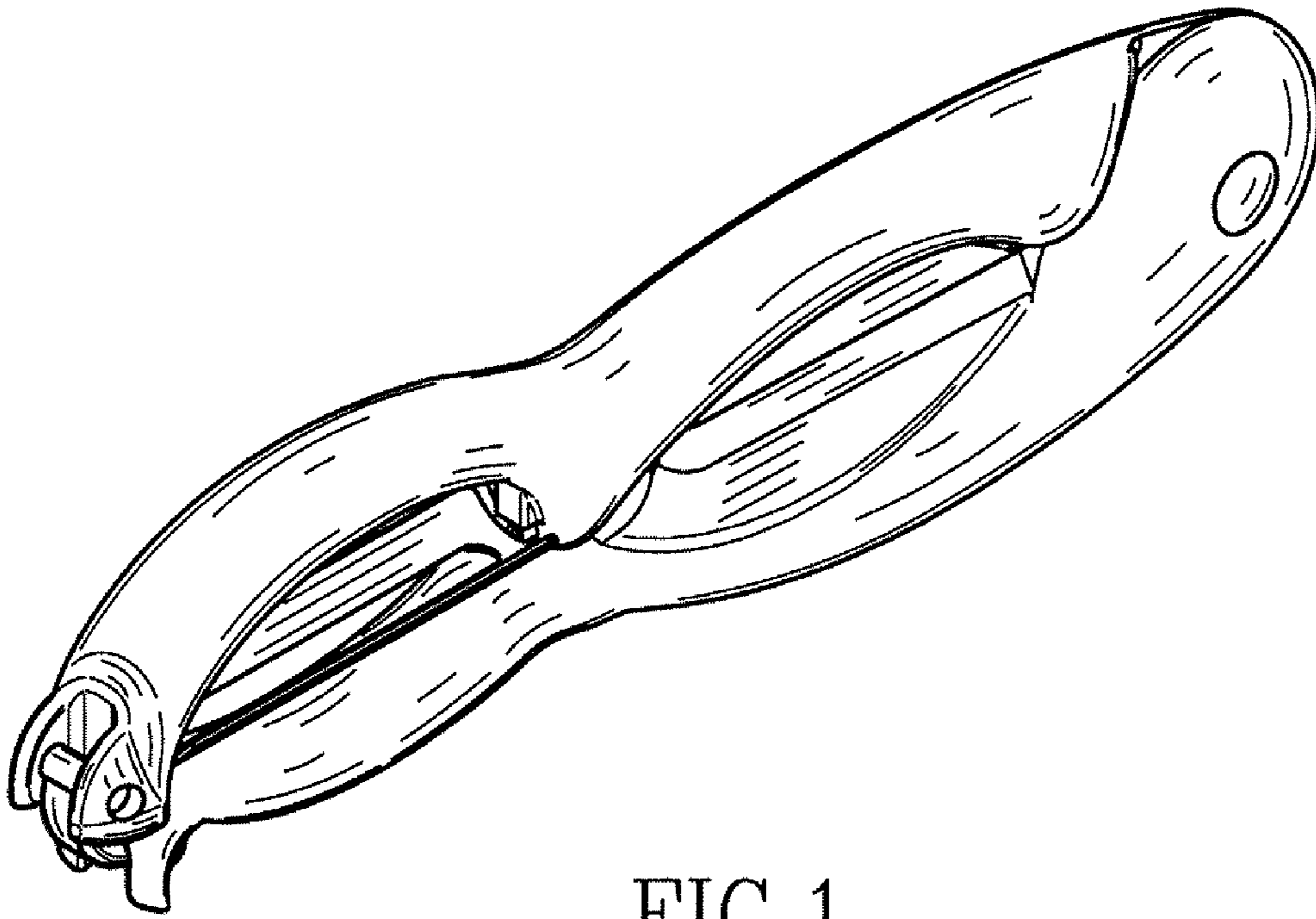


FIG. 1

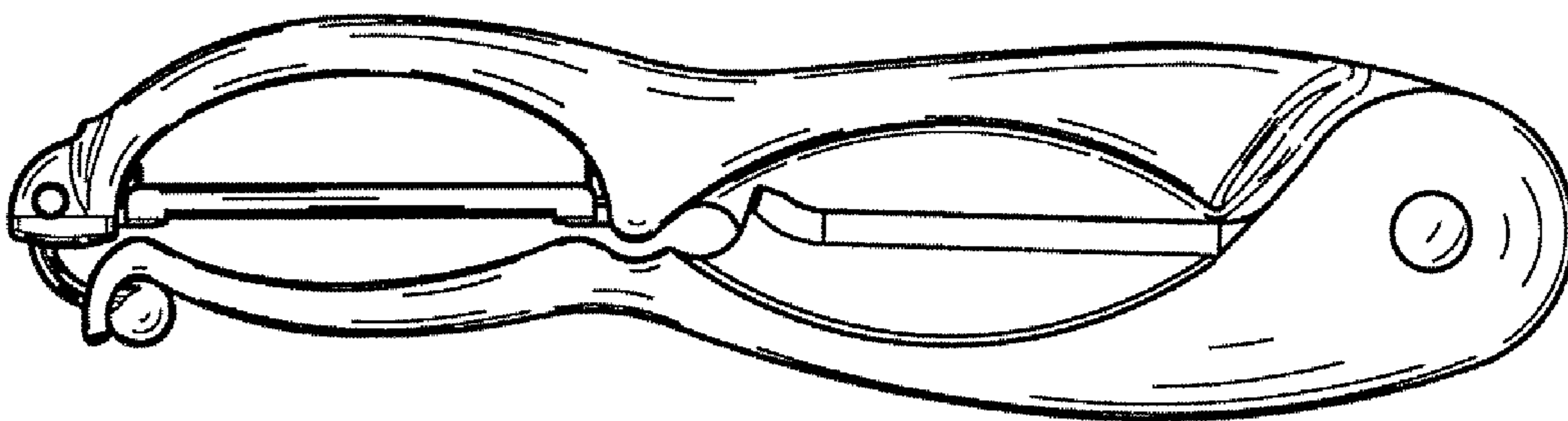


FIG. 2

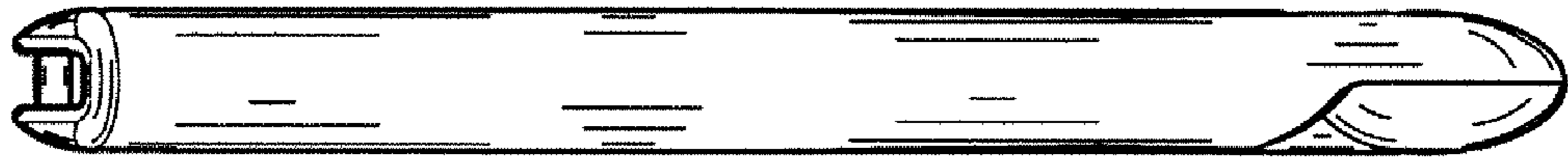


FIG. 3




FIG. 4



FIG. 5



FIG. 6

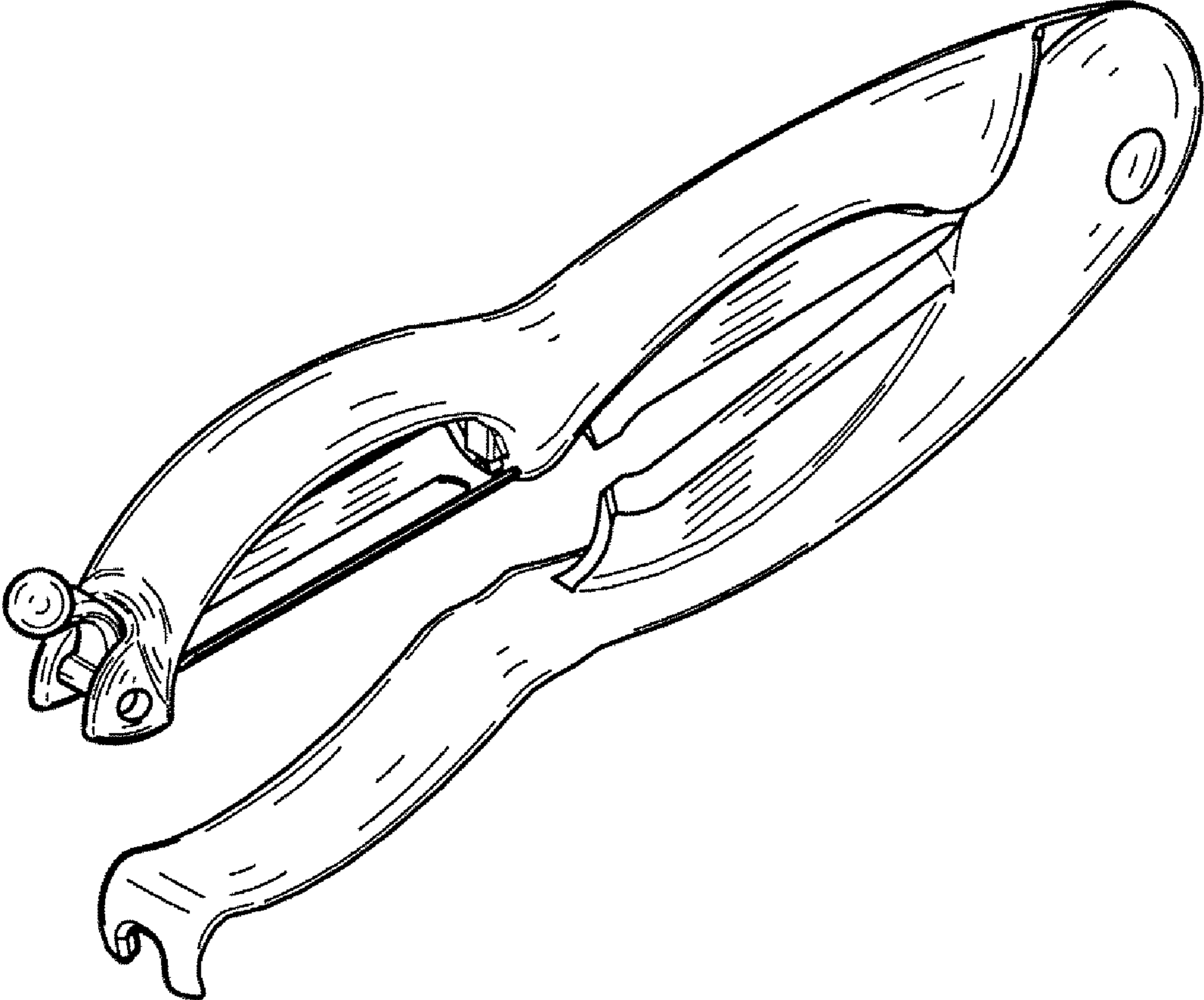


FIG. 7