



US00D586166S

(12) **United States Design Patent**
Hayes

(10) **Patent No.:** **US D586,166 S**

(45) **Date of Patent:** **** *Feb. 10, 2009**

(54) **CORNER FITTING STORAGE RECEPTACLE**

(76) Inventor: **Sondra E. Hayes**, 3849 Tansel Rd.,
Indianapolis, IN (US) 46234

(*) Notice: This patent is subject to a terminal disclaimer.

(**) Term: **14 Years**

(21) Appl. No.: **29/271,180**

(22) Filed: **Jan. 11, 2007**

(51) **LOC (9) Cl.** **23-02**

(52) **U.S. Cl.** **D6/524; D6/551**

(58) **Field of Classification Search** D6/524,
D6/551; 206/207, 349, 361; 4/255.05; 312/206-207;
248/314

See application file for complete search history.

(56) **References Cited**

U.S. PATENT DOCUMENTS

393,169	A	11/1888	McGowan	
403,906	A	5/1889	Blasius	
414,064	A	10/1889	Loth et al.	
425,744	A	4/1890	Brooks	
2,701,702	A	2/1955	Dieberich	
4,008,933	A	2/1977	Wanek	
4,432,451	A	2/1984	Hooser	
5,114,006	A	5/1992	Wilk	
5,305,880	A	4/1994	Wilk et al.	
5,335,374	A	8/1994	Wilk et al.	
D400,748	S *	11/1998	France D6/551
5,958,150	A	9/1999	Borger et al.	
5,984,100	A	11/1999	Ramsey et al.	
6,109,429	A	8/2000	Cunningham	
6,193,059	B1	2/2001	Massaro	
6,647,567	B1 *	11/2003	Baldwin et al. 4/255.05

D493,994	S *	8/2004	Belt et al. D6/551
D509,961	S *	9/2005	Petersen-Rutten D6/551
D511,062	S *	11/2005	Lai D6/524
D547,987	S *	8/2007	Yang et al. D6/524
2003/0226777	A1	12/2003	Benson	
2004/0117900	A1	6/2004	Pierce	

* cited by examiner

Primary Examiner—Brian N Vinson
(74) *Attorney, Agent, or Firm*—Liell & McNeil

(57) **CLAIM**

The ornamental design for a corner fitting storage receptacle, showing my new design.

DESCRIPTION

A portion of the disclosure of this patent document contains material to which a claim for copyright is made. The copyright owner has no objection to the facsimile reproduction by anyone of the patent document or the patent disclosure, as it appears in the Patent and Trademark Office patent file or records, but reserves all other copyright rights whatsoever.

FIG. 1 is a front elevational view of a corner fitting storage receptacle showing my new design;

FIG. 2 is a side elevational view thereof;

FIG. 3 is an adjacent side elevational view thereof;

FIG. 4 is a top plan view thereof;


FIG. 5 is a second embodiment of a top plan view thereof;

FIG. 6 is a top, and front perspective view thereof; and,

FIG. 7 is a top and rear perspective view thereof.

The broken line disclosure in the views is understand to form no part of the claimed design.

1 Claim, 1 Drawing Sheet






Figure 1

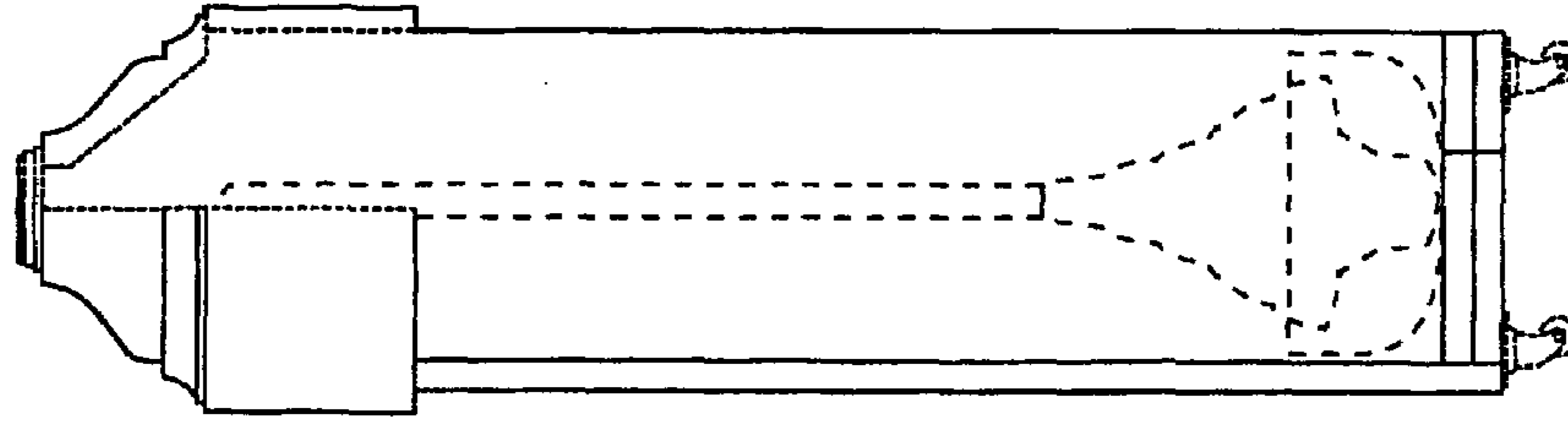


Figure 2

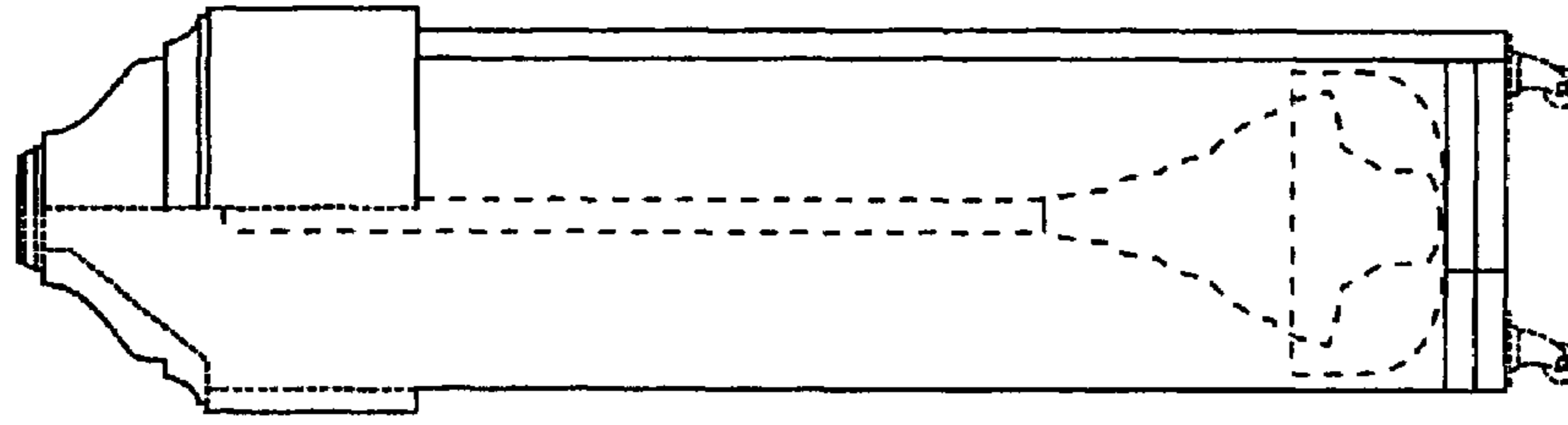


Figure 3

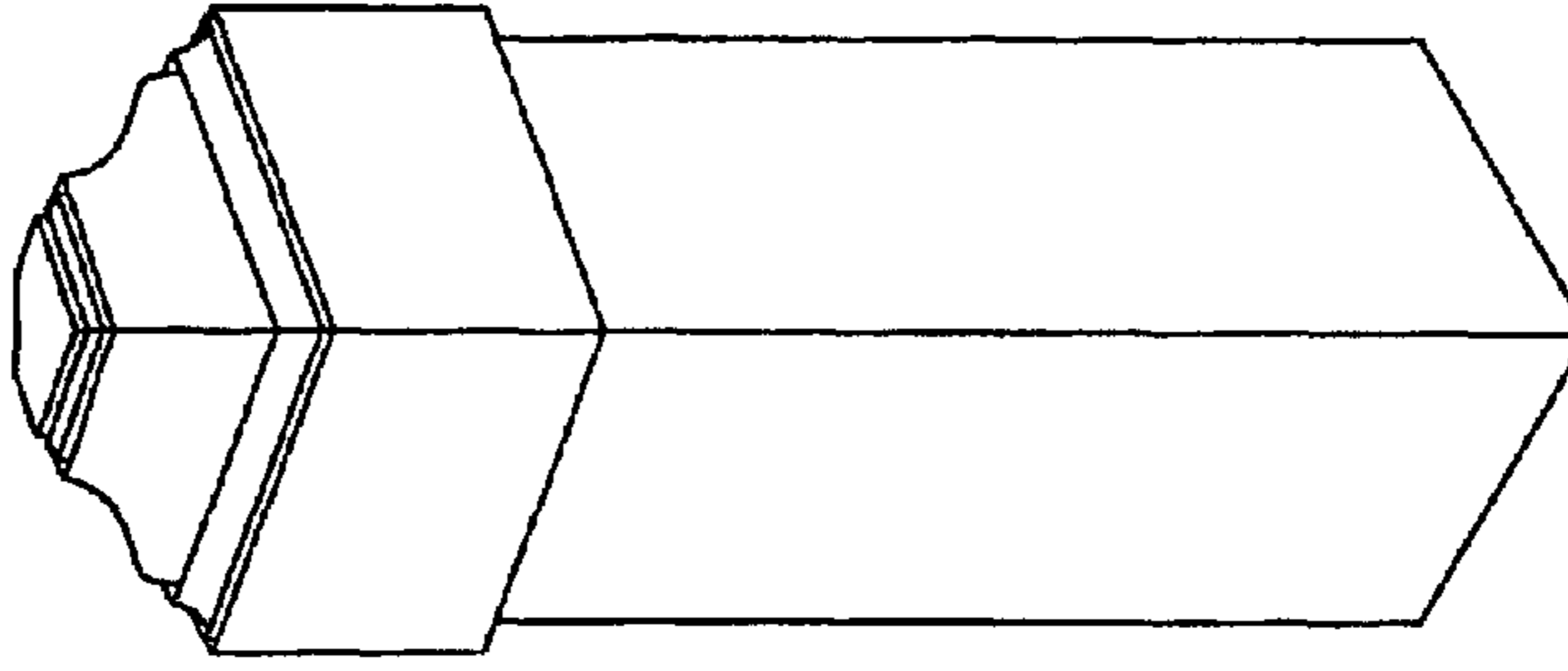


Figure 4

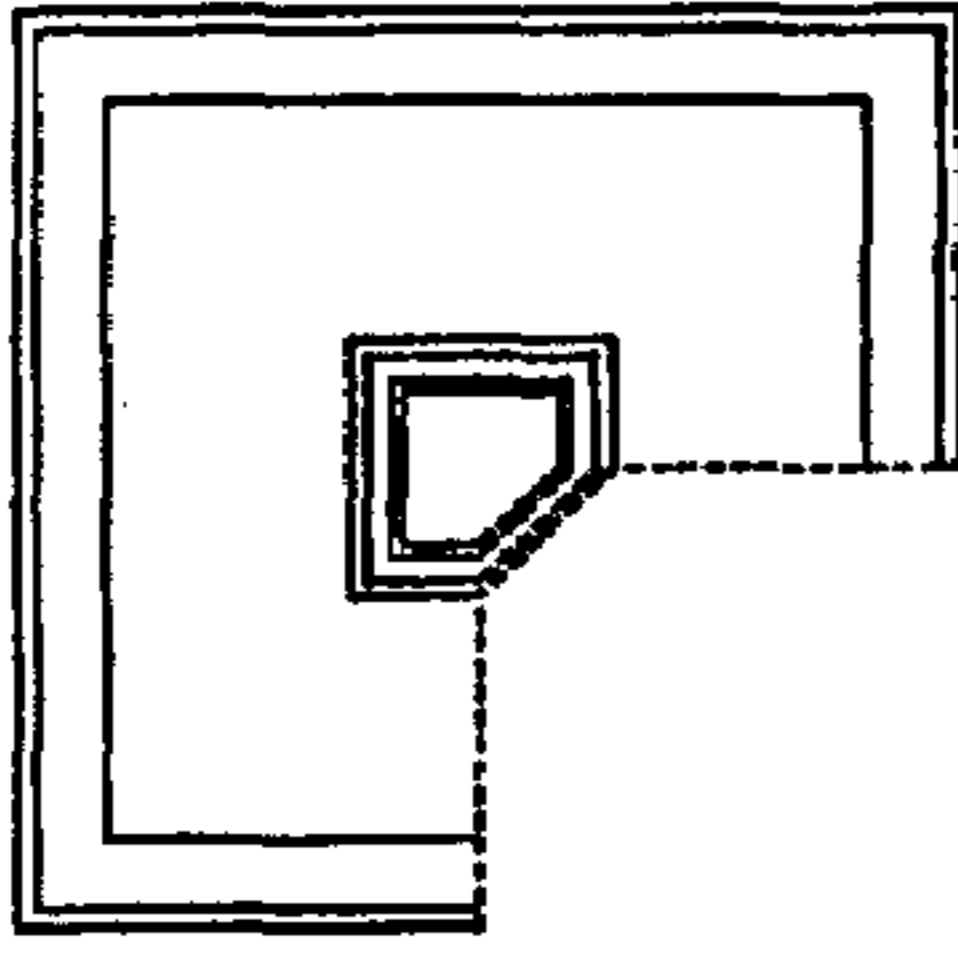


Figure 5

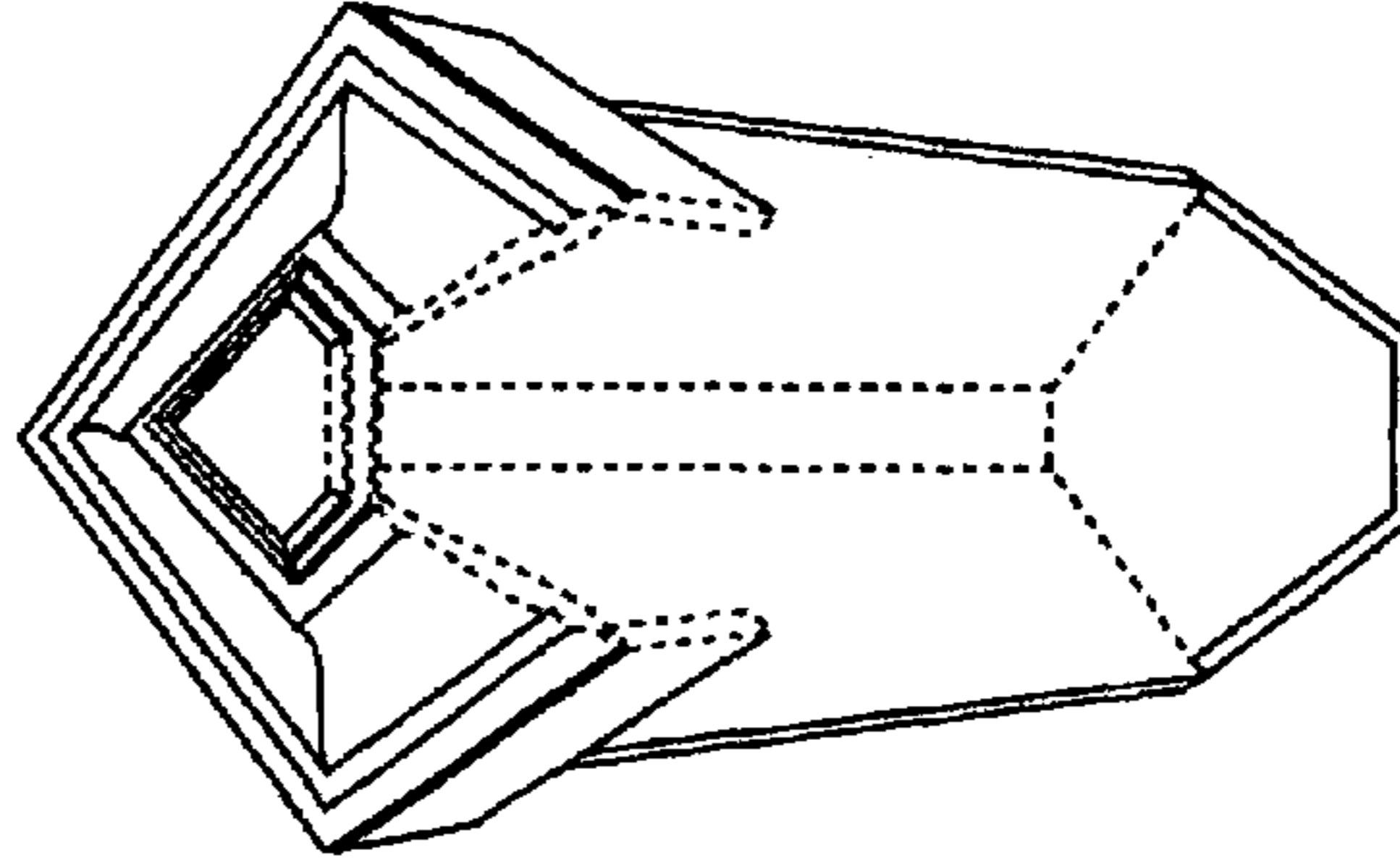


Figure 6

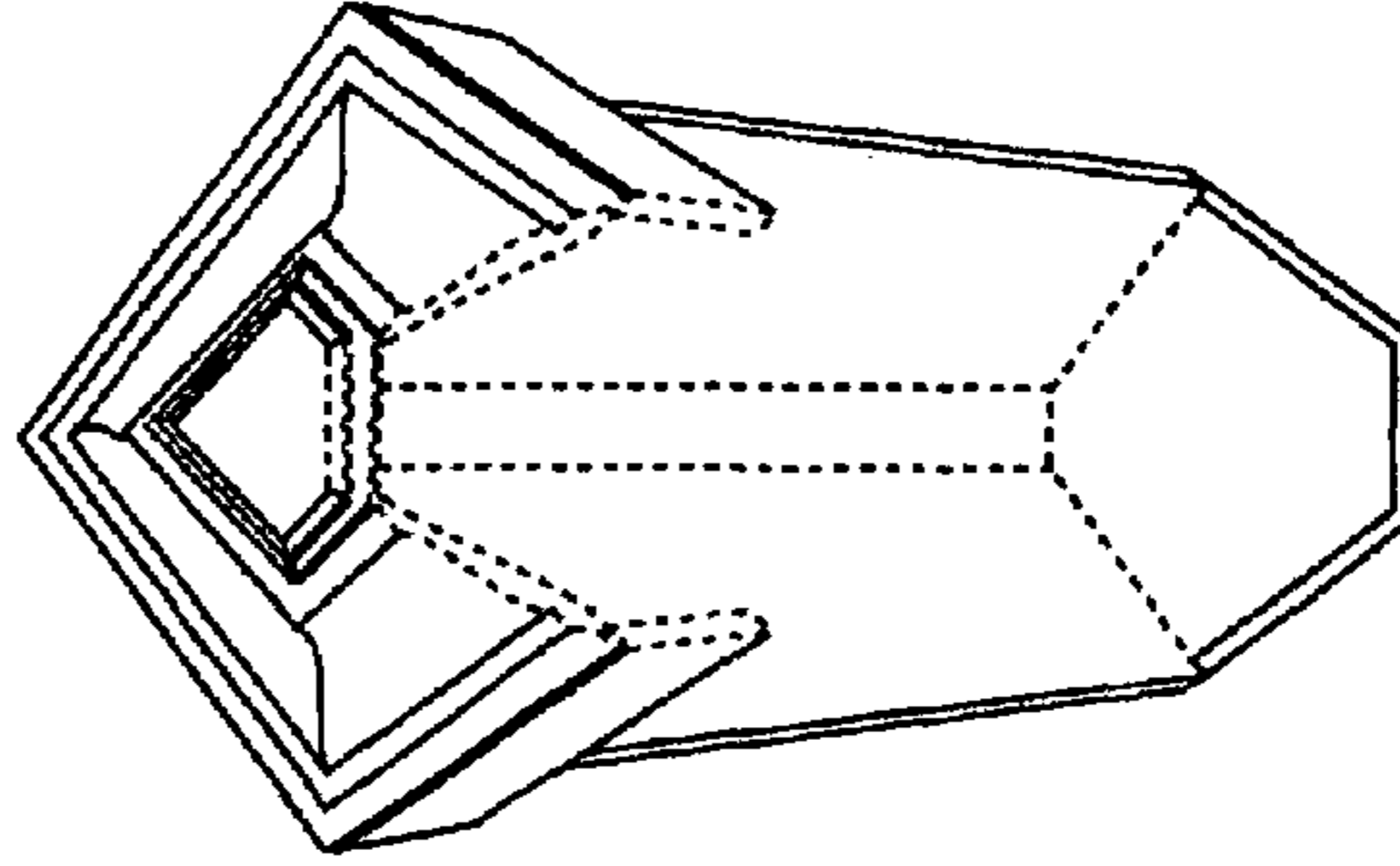


Figure 7