



US00D586156S

(12) **United States Design Patent**
Schweikarth et al.

(10) **Patent No.:** **US D586,156 S**
(45) **Date of Patent:** **** Feb. 10, 2009**

(54) **LOUNGE END**
(75) Inventors: **Derek Schweikarth**, Celestine, IN (US);
Josh Butcher, Washington, IN (US);
Meghan Smith, Jasper, IN (US); **Gary**
Meredith, Sr., Dale, IN (US)

(73) Assignee: **Kimball International, Inc.**, Jasper, IN
(US)

(**) Term: **14 Years**

(21) Appl. No.: **29/319,260**

(22) Filed: **Jun. 6, 2008**

(51) **LOC (9) Cl.** **06-01**

(52) **U.S. Cl.** **D6/492**

(58) **Field of Classification Search** D6/334-338,
D6/349, 355, 361, 368-370, 376, 379-381,
D6/492, 500-502; 297/16.1, 42, 94, 135,
297/175, 232, 233, 350, 351, 445.1, 448.1,
297/448.2, 451.9; 5/12.1, 12.2

See application file for complete search history.

(56) **References Cited**

U.S. PATENT DOCUMENTS

2,164,715 A	7/1939	Krainbill
D186,308 S	10/1959	Knoll
3,931,772 A	1/1976	Puccio et al.
D261,954 S	11/1981	Aronowitz et al.
D261,955 S	11/1981	Aronowitz et al.
D281,208 S	11/1985	Raftery
D284,142 S	6/1986	Raftery
D284,428 S	7/1986	Raftery
D289,239 S	4/1987	Raftery
D290,559 S	6/1987	Raftery
D290,788 S	7/1987	Raftery
D305,842 S	2/1990	Herr
D327,174 S	6/1992	Hopfer
D329,543 S	9/1992	Shields
D338,790 S	8/1993	Glendinning
D401,790 S	12/1998	Buell
D427,445 S	7/2000	Gomez

D427,798 S	7/2000	Mourgue
D429,081 S	8/2000	Gomez
D446,039 S	8/2001	Gomez
D476,819 S	7/2003	Williams et al.
D480,883 S	10/2003	Williams et al.
D482,535 S	11/2003	Williams et al.
D482,536 S	11/2003	Williams et al.
D484,713 S	1/2004	Gomez
D485,086 S	1/2004	Gomez
D489,188 S *	5/2004	Ricci D6/334
D491,756 S *	6/2004	Nemeth D6/492
D493,966 S	8/2004	Rach
D495,514 S	9/2004	Ricci
D498,064 S	11/2004	Gomez
D498,598 S	11/2004	Schweikarth et al.
D501,330 S	2/2005	Gomez
D502,617 S	3/2005	Chang
D511,415 S	11/2005	Pesso

(Continued)

OTHER PUBLICATIONS

Gunlocke Product Information, Sojourn, at least as early as Jun. 6, 2008.

(Continued)

Primary Examiner—Sandra Snapp
(74) *Attorney, Agent, or Firm*—Baker & Daniels LLP


(57) **CLAIM**

The ornamental design for a lounge end, as shown.

DESCRIPTION

FIG. 1 is a front perspective view of a lounge end according to our new design;
FIG. 2 is a rear perspective view thereof;
FIG. 3 is a front view thereof;
FIG. 4 is a rear view thereof;
FIG. 5 is a side/end view thereof; and,
FIG. 6 is a top view thereof.

1 Claim, 5 Drawing Sheets



US D586,156 S

Page 2

U.S. PATENT DOCUMENTS

D518,654 S * 4/2006 Pessa D6/334
D525,802 S 8/2006 Spear
D527,539 S * 9/2006 Natuzzi D6/381
D527,541 S 9/2006 Natuzzi
D533,365 S 12/2006 Martin
D536,541 S * 2/2007 Kreiss D6/334
D538,549 S 3/2007 Spear
D539,561 S 4/2007 Martin
D547,967 S 8/2007 Oldham
D560,919 S 2/2008 Simons, Jr.
D561,487 S * 2/2008 Schweikarth et al. D6/381
D562,038 S * 2/2008 Schweikarth et al. D6/500
D564,774 S 3/2008 Woods et al.

D569,664 S * 5/2008 Schwelkarth et al. D6/500
D576,805 S * 9/2008 Natuzzi D6/334

OTHER PUBLICATIONS

JSI Product Information, Connect, at least as early as Jun. 6, 2008.
JSI Product Information, Encore, at least as early as Jun. 6, 2008.
OFS Product Information, Intrigue, at least as early as Jun. 6, 2008.
Davis Product Information, Radius, at least as early as Jun. 6, 2008.
Steelcase Product Information, Bix, at least as early as Jun. 6, 2008.
Carolina Product Information, Enclave, at least as early as Jun. 6, 2008.
Tuohy Product Information, Salone, at least as early as Jun. 6, 2008.
HON Product Information, Perpetual, at least as early as Jun. 6, 2008.

* cited by examiner




FIG. 1

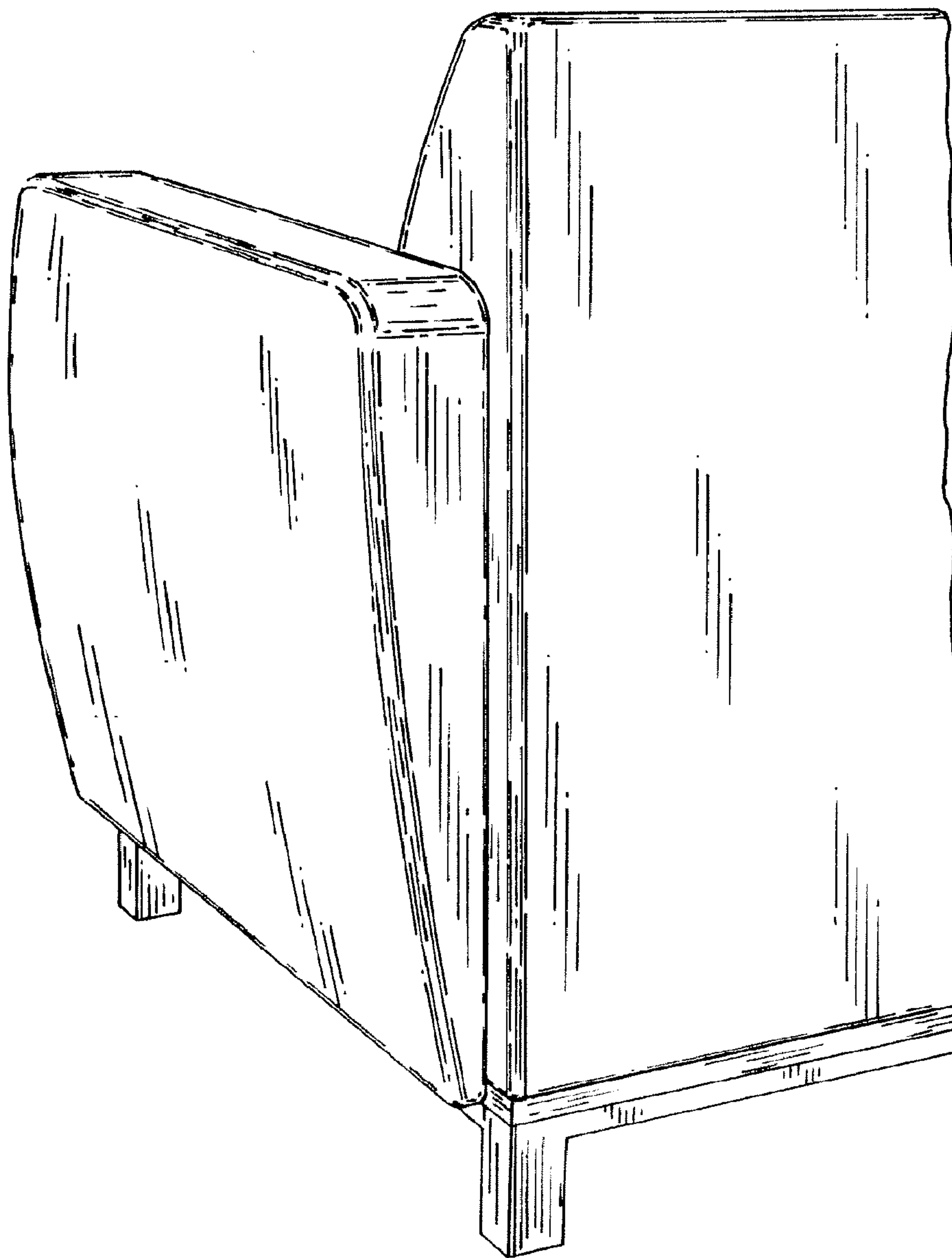


FIG. 2




FIG. 3




FIG. 4

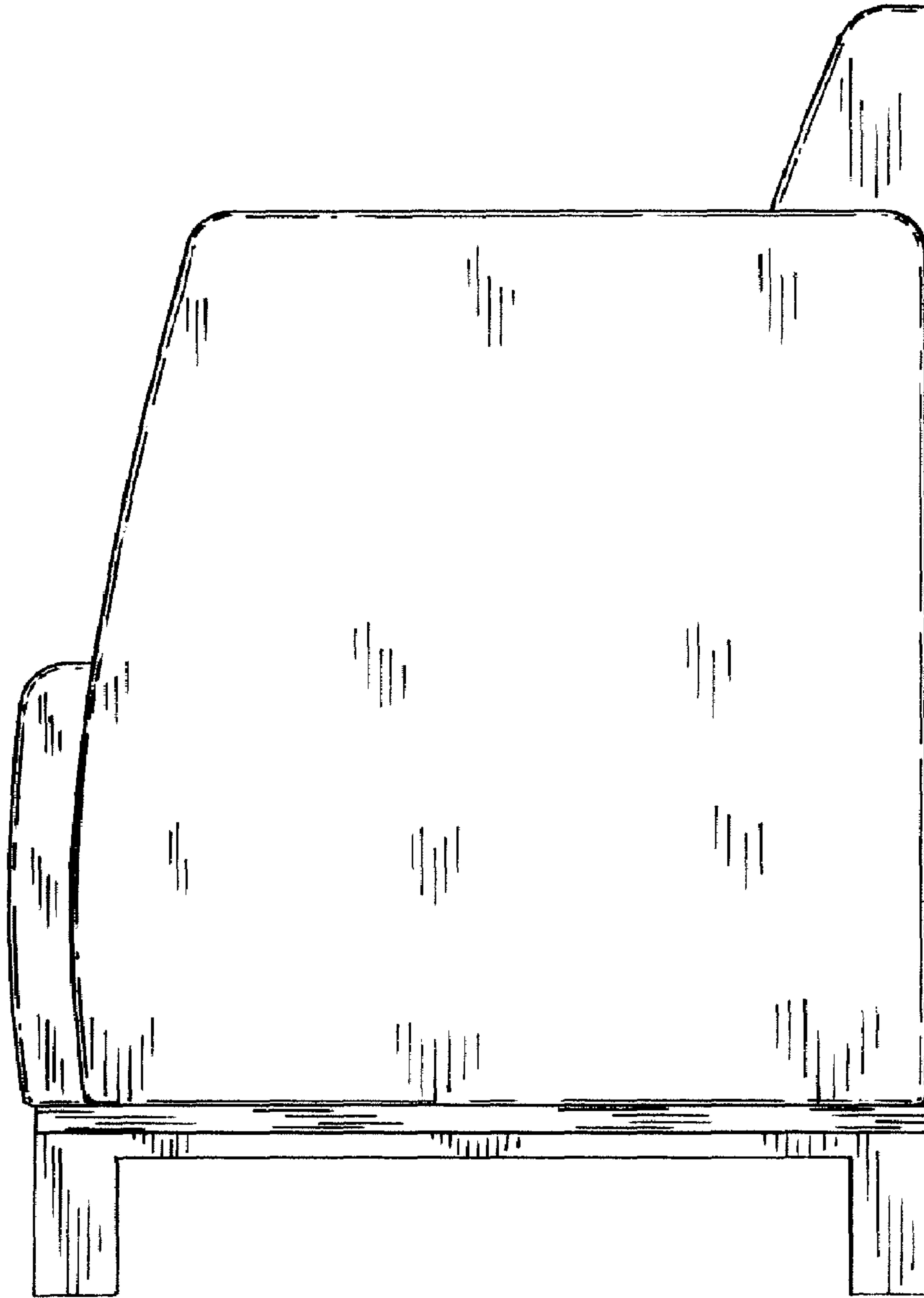


FIG. 5




FIG. 6