

US00D586149S

(12) **United States Design Patent**  
**Woods**

(10) **Patent No.:** **US D586,149 S**

(45) **Date of Patent:** **\*\* Feb. 10, 2009**

(54) **DESK**

(75) Inventor: **Donald Woods**, Celestine, IN (US)

(73) Assignee: **Kimball International, Inc.**, Jasper, ID (US)

(\*\*) Term: **14 Years**

(21) Appl. No.: **29/320,773**

(22) Filed: **Jul. 3, 2008**

D258,184 S *	2/1981	Nelson	.....	D6/480
D294,544 S	3/1988	Kyle		
D304,268 S *	10/1989	Bartlett	.....	D6/428
D304,653 S	11/1989	Diekman		
D324,145 S	2/1992	Diffrient		
D324,963 S	3/1992	Lacour		
D334,851 S	4/1993	Lacour		
D336,794 S	6/1993	Braun		
D343,308 S	1/1994	Stephens		
D358,275 S	5/1995	Tatum et al.		
D358,276 S	5/1995	Tatum et al.		
D359,634 S	6/1995	Diekman		
D377,723 S	2/1997	Schacht		
6,082,840 A	7/2000	Chau et al.		

**Related U.S. Application Data**

(62) Division of application No. 29/280,555, filed on May 31, 2007, now Pat. No. Des. 575,549.

(51) **LOC (9) Cl.** ..... **06-03**

(52) **U.S. Cl.** ..... **D6/422**

(58) **Field of Classification Search** ..... D6/422-428, D6/397, 429-431; 108/50.01, 50.02, 33, 108/34, 115, 38; 312/194-196, 239  
See application file for complete search history.

(56) **References Cited**

**U.S. PATENT DOCUMENTS**

D19,172 S *	6/1889	Coffin	.....	D6/509
D101,848 S	11/1936	Bate		
D141,355 S	5/1945	Brandenburger		
D141,356 S	5/1945	Bandenburger		
D167,188 S	7/1952	Blazey		
D193,518 S *	9/1962	Denton	.....	D6/422
D203,195 S	12/1965	Hughes, Jr.		
D207,712 S	5/1967	Sullivan		
D251,646 S *	4/1979	Walsh	.....	D6/422
4,163,592 A	8/1979	Nelson		

\* cited by examiner

*Primary Examiner*—Janice E Seeger

(74) *Attorney, Agent, or Firm*—Baker & Daniels LLP

(57) **CLAIM**

The ornamental design for a desk, as shown and described.

**DESCRIPTION**

FIG. 1 is a front perspective view of a desk of my new design;

FIG. 2 is a front view thereof;

FIG. 3 is a rear view thereof

FIG. 4 is a left side view thereof;

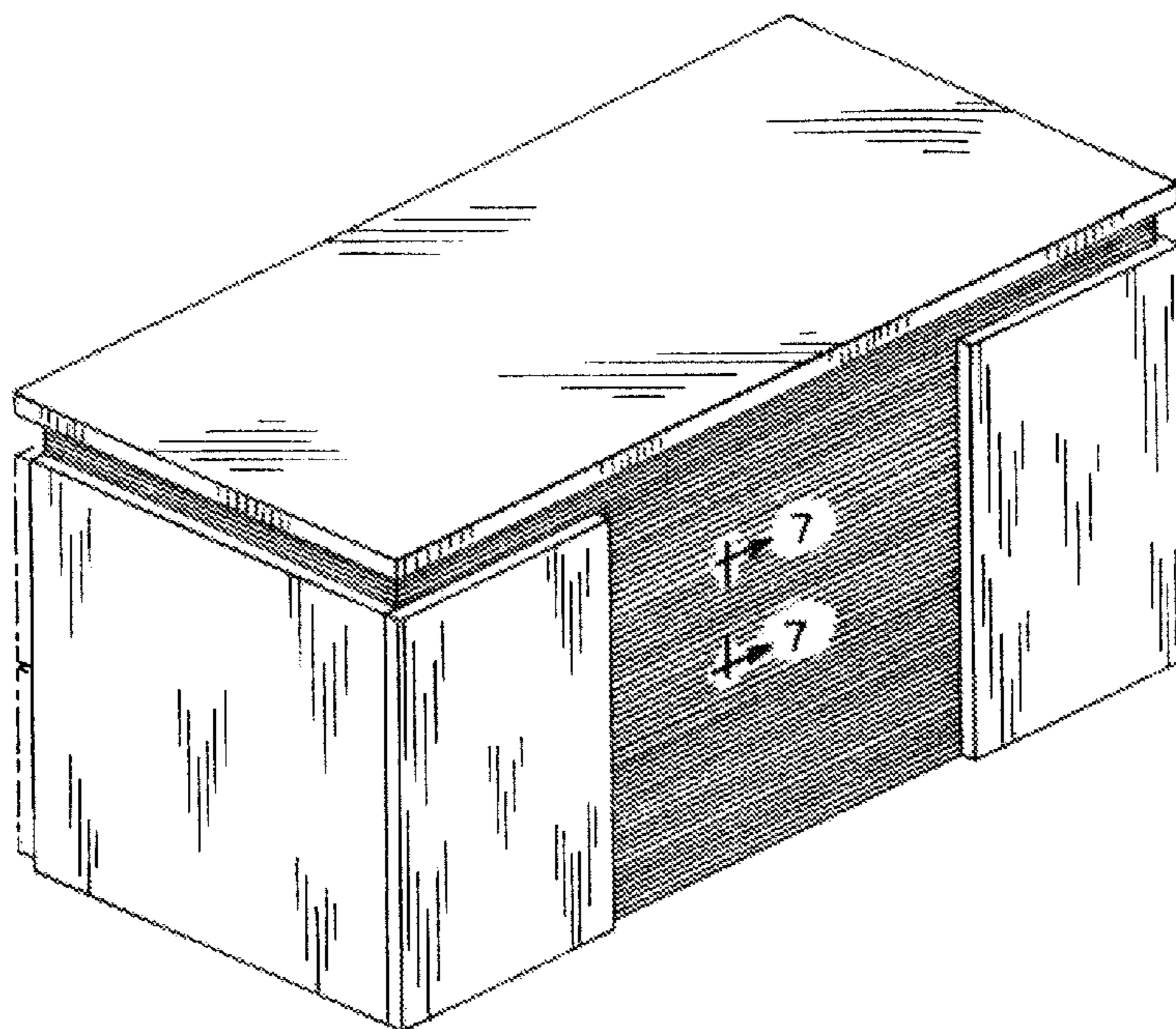
FIG. 5 is a right side view thereof;

FIG. 6 is a top view thereof; and,

FIG. 7 is a sectional view taken along line 7—7 of FIG. 1.

The broken lines are for environmental purposes only and form no part of the claimed design.

**1 Claim, 2 Drawing Sheets**



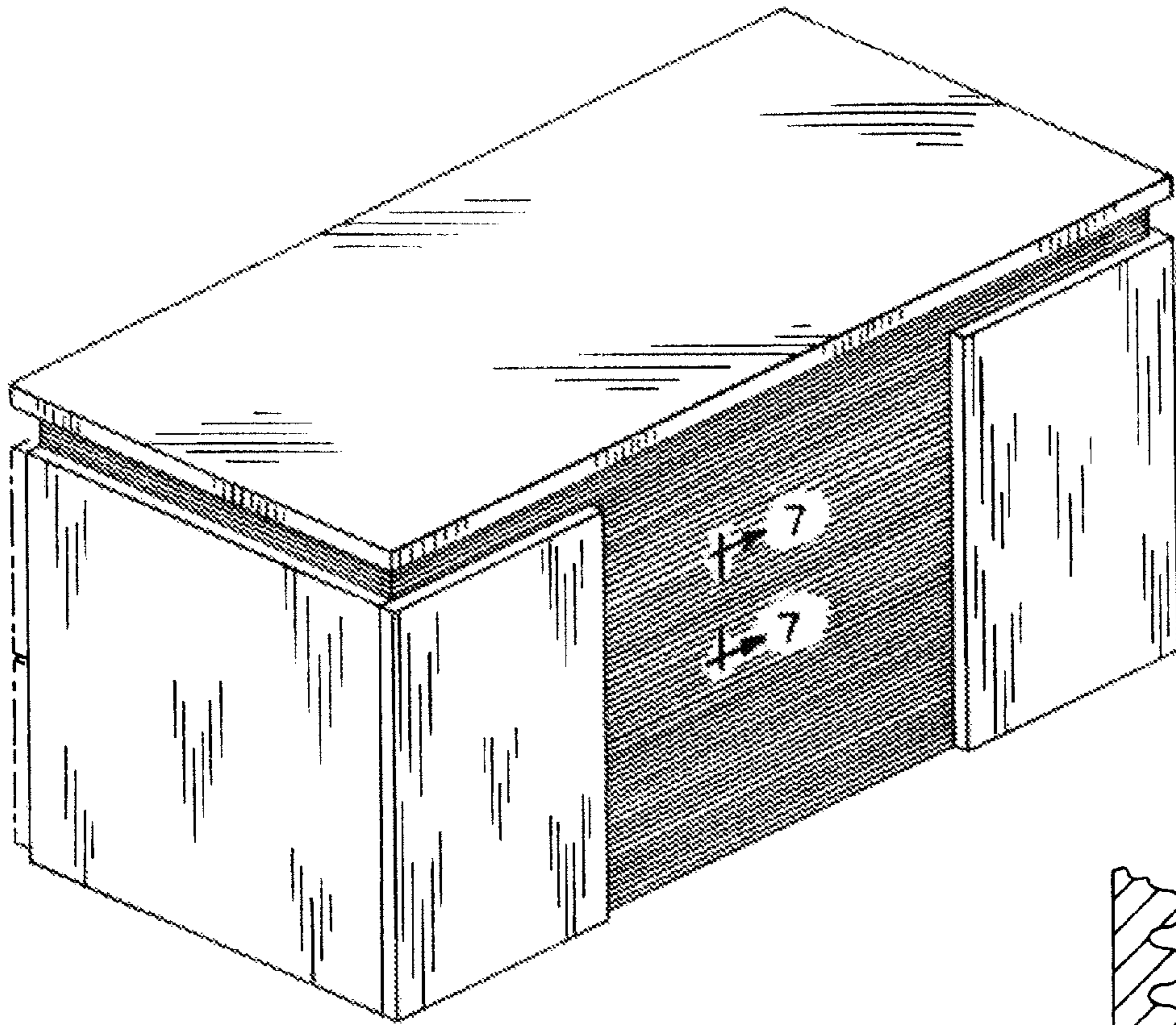


FIG. 1



FIG. 7




FIG. 2




FIG. 3

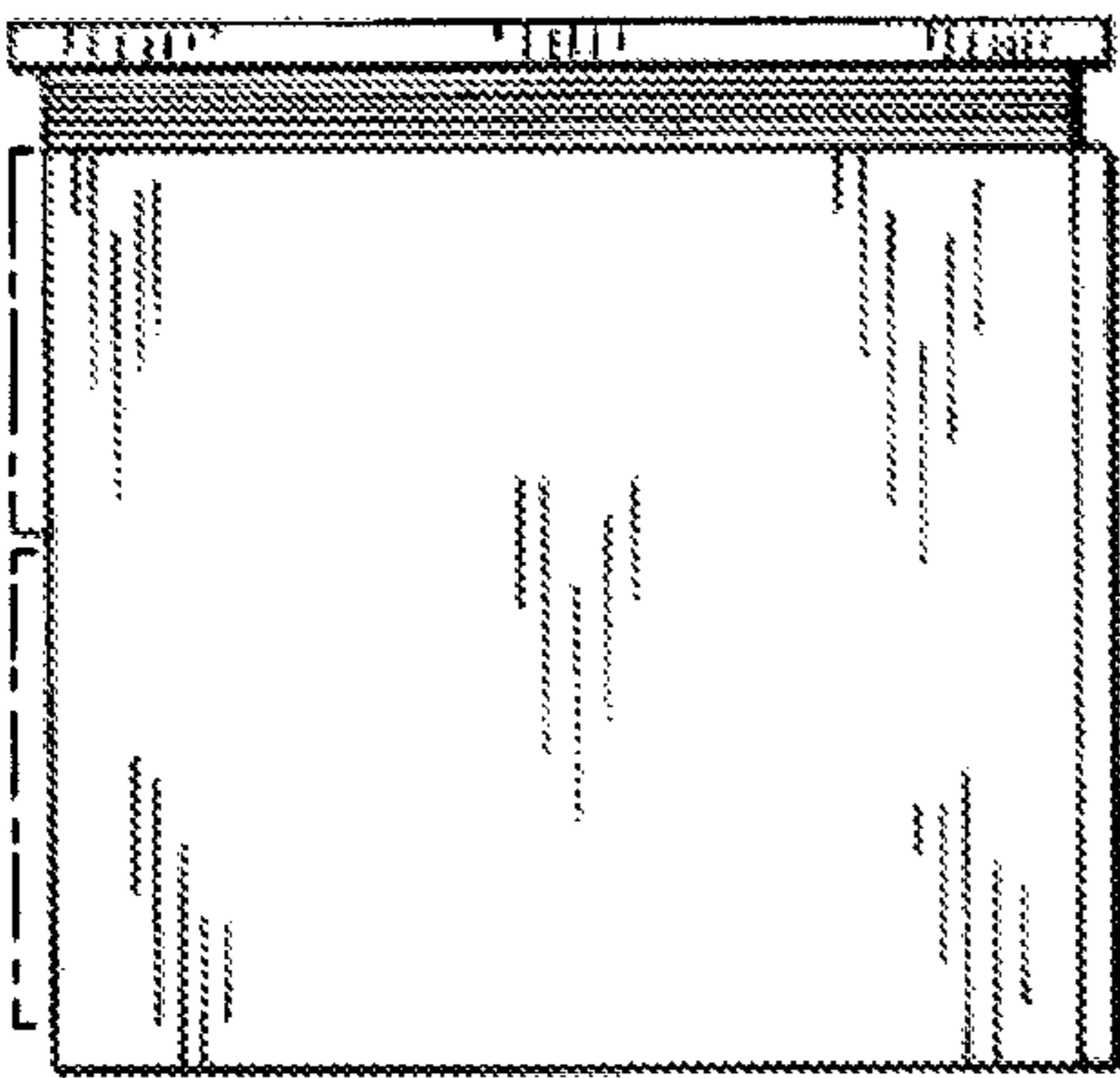


FIG. 4

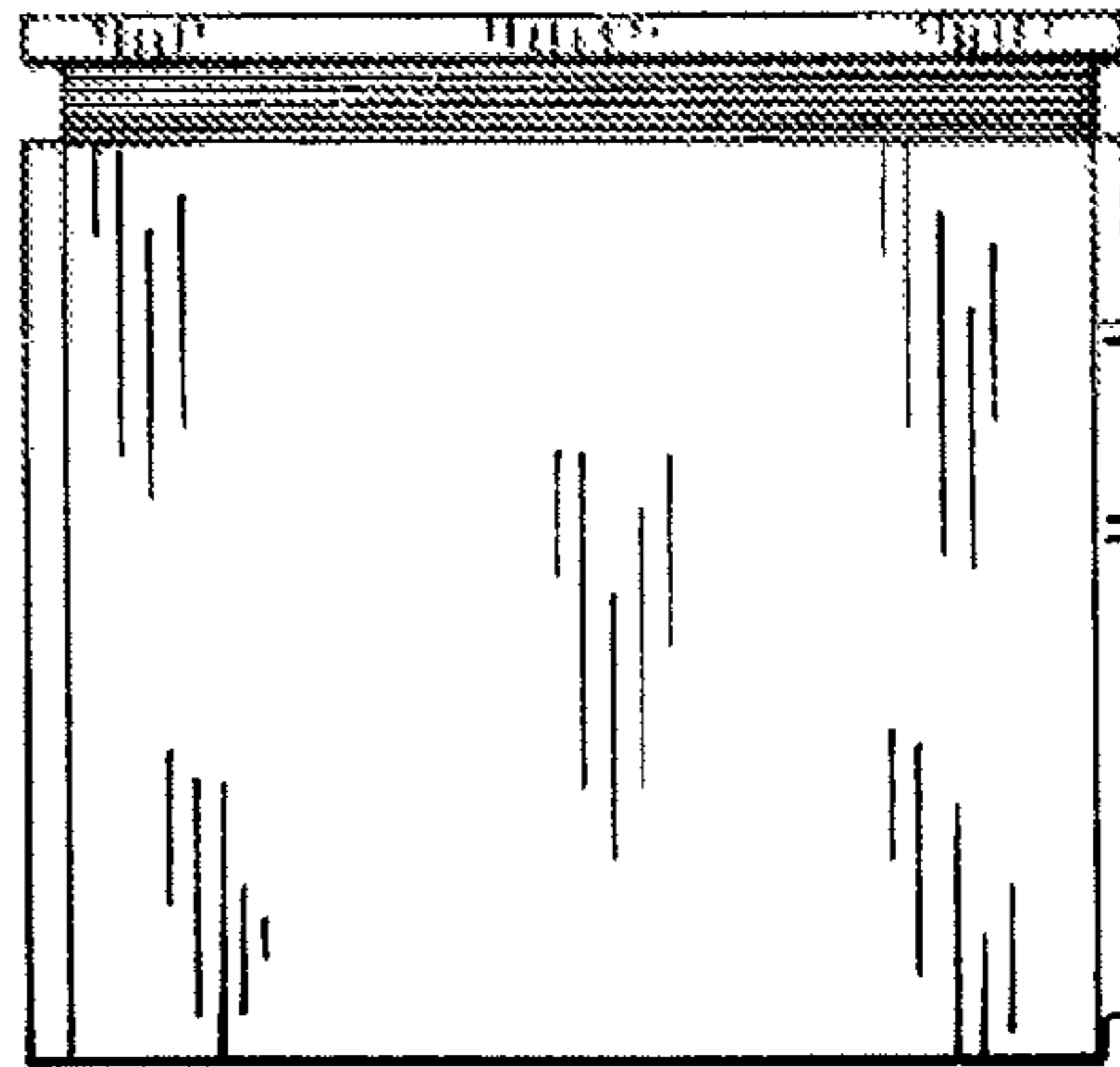


FIG. 5

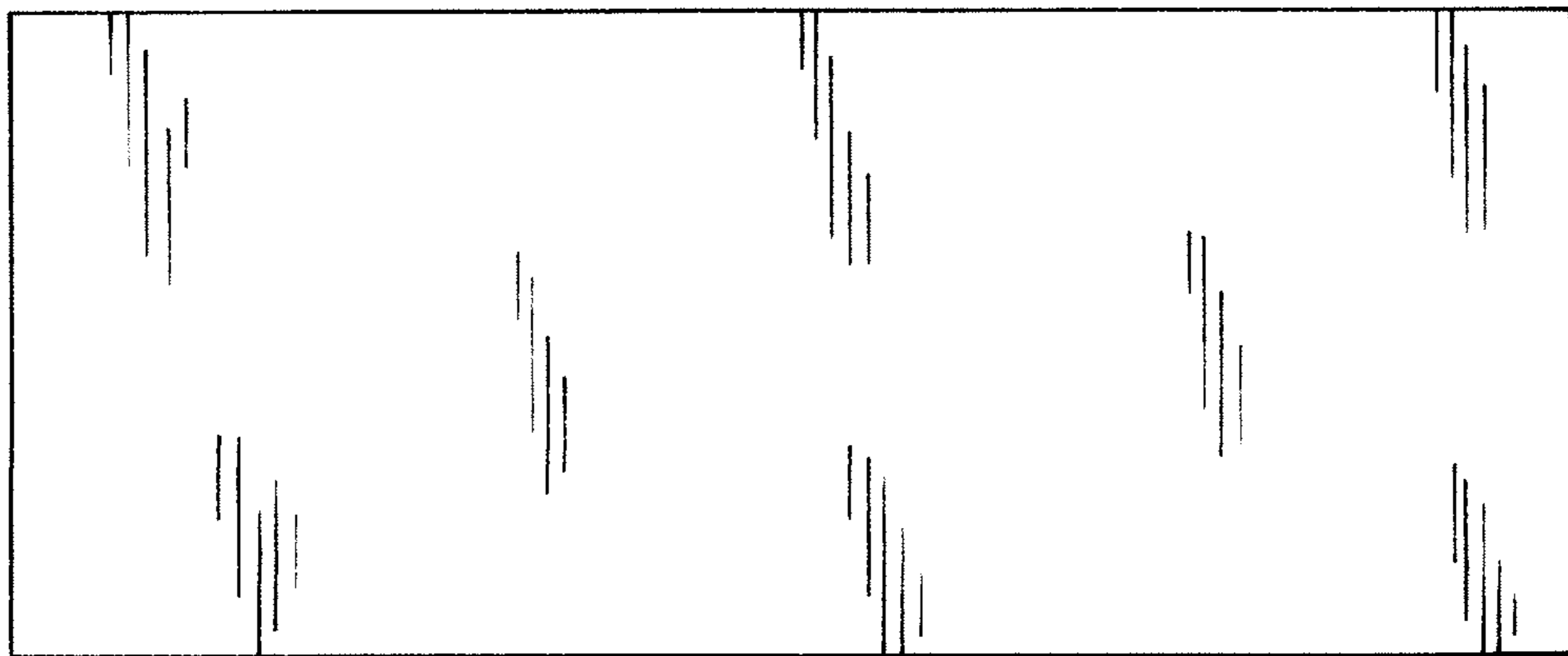


FIG. 6