



US00D586141S

(12) **United States Design Patent**  
**Massaud**

(10) **Patent No.:** **US D586,141 S**  
(45) **Date of Patent:** **\*\* Feb. 10, 2009**

(54) **CHAIR**

(75) Inventor: **Jean-Marie Massaud**, Paris (FR)

(73) Assignee: **Dedon GmbH**, Luneburg (DE)

(\*\*) Term: **14 Years**

(21) Appl. No.: **29/319,702**

(22) Filed: **Jun. 12, 2008**

(51) **LOC (9) Cl.** ..... **06-01**

(52) **U.S. Cl.** ..... **D6/369**

(58) **Field of Classification Search** ..... D6/334-336,  
D6/369, 370, 371, 372, 373, 374, 375, 376,  
D6/379, 380, 381, 382, 283, 500-502; 297/232,  
297/445.1, 446.1, 451.3, 451.9, 452.63, 452.64  
See application file for complete search history.

(56) **References Cited**

**U.S. PATENT DOCUMENTS**

D267,913 S \* 2/1983 Claman ..... D6/369  
D344,860 S \* 3/1994 McGuire ..... D6/369  
D465,667 S \* 11/2002 Hoffmann ..... D6/369

**OTHER PUBLICATIONS**

U.S. Appl. No. 29/319,698, filed Jun. 12, 2008.

U.S. Appl. No. 29/319,699, filed Jun. 12, 2008.

U.S. Appl. No. 29/319,700, filed Jun. 12, 2008.

U.S. Appl. No. 29/319,709, filed Jun. 12, 2008.

\* cited by examiner

*Primary Examiner*—Mimosa De

(74) *Attorney, Agent, or Firm*—Banner & Witcoff, Ltd.

(57) **CLAIM**

The ornamental design for a chair, as shown and described.

**DESCRIPTION**

FIG. 1 is a front-left side perspective view of a chair showing our new design;

FIG. 2 is a front perspective view thereof;

FIG. 3 is a rear perspective view thereof;


FIG. 4 is a left side perspective view thereof;

FIG. 5 is a right side perspective view thereof; and,

FIG. 6 is a top perspective view thereof.

The unshown portions of the underside of the chair form no part of the claimed design.

**1 Claim, 6 Drawing Sheets**








FIG. 1




FIG. 2






FIG. 3






FIG. 4




FIG. 5






FIG. 6