



US00D586131S

(12) **United States Design Patent**  
**Cramer et al.**

(10) **Patent No.:** **US D586,131 S**

(45) **Date of Patent:** **\*\* Feb. 10, 2009**

(54) **SEATING FURNITURE**

(75) Inventors: **E. Daniel Cramer**, Golden Valley, MN (US); **Paul A. James**, St. Louis Park, MN (US)

(73) Assignee: **Krueger International, Inc.**, Green Bay, WI (US)

(\*\*) Term: **14 Years**

(21) Appl. No.: **29/305,958**

(22) Filed: **Mar. 31, 2008**

**Related U.S. Application Data**

(62) Division of application No. 29/231,851, filed on Jun. 10, 2005, now Pat. No. Des. 565,309.

(51) **LOC (9) Cl.** ..... **06-01**

(52) **U.S. Cl.** ..... **D6/334**

(58) **Field of Classification Search** ..... D6/334,  
D6/349, 355, 357, 367, 368, 370, 374-381,  
D6/500-502; 297/175, 232, 233, 283.2,  
297/283.3, 445.1, 448.1, 452.12, 452.38,  
297/452.48, 461, 462; 5/12.1, 12.2  
See application file for complete search history.

(56) **References Cited**

**U.S. PATENT DOCUMENTS**

D98,545 S \* 2/1936 Pumphrey ..... D6/364  
D175,131 S 7/1955 Rutter  
D213,190 S 1/1969 Wafati

(Continued)

*Primary Examiner*—Sandra Snapp  
(74) *Attorney, Agent, or Firm*—Beyle Fredrickson, S.C.

(57) **CLAIM**

The ornamental design for seating furniture, as shown and described.

**DESCRIPTION**

FIG. 1 is an isometric view of seating furniture in accordance with our new design, wherein the break lines indicate indeterminate length;

FIG. 2 is a side, partially isometric view thereof;

FIG. 3 is a rear isometric view thereof, wherein the break lines indicate indeterminate length;

FIG. 4 is a side elevation view thereof;

FIG. 5 is a front elevation view thereof, wherein the break lines indicate indeterminate length;

FIG. 6 is a top plan view thereof, wherein the break lines indicate indeterminate length;

FIG. 7 is a rear elevation view thereof, wherein the break lines indicate indeterminate length;

FIG. 8 is an isometric view of another embodiment of seating furniture, in the form of a chair, incorporating our new design;

FIG. 9 is a side elevation view thereof;


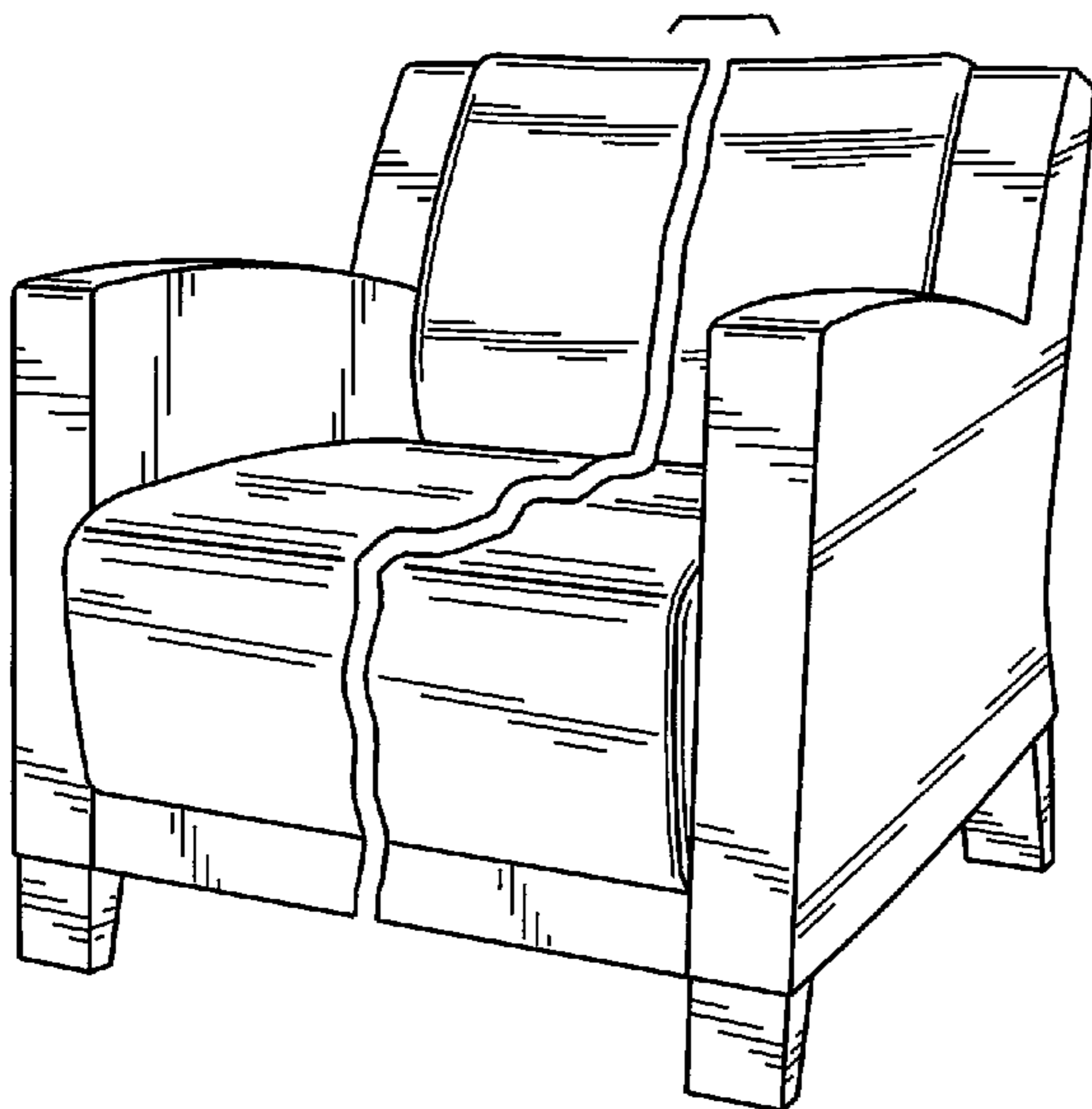
FIG. 10 is a front elevation view thereof, wherein the break lines indicate indeterminate length;

FIG. 11 is a top plan view thereof, wherein the break lines indicate indeterminate length; and,

FIG. 12 is a rear elevation view thereof, wherein the break lines indicate indeterminate length.

The broken lines shown in the drawings are for illustrative purposes only and form no part of the claimed design.

**1 Claim, 7 Drawing Sheets**



# US D586,131 S

Page 2

## U.S. PATENT DOCUMENTS

D236,305 S	8/1975	Fisher	
D292,145 S *	10/1987	Zapf .....	D6/334
D318,183 S *	7/1991	Fister, Jr. ....	D6/334
D329,543 S *	9/1992	Shields .....	D6/334
D337,444 S	7/1993	Lamalle	
D340,362 S	10/1993	Kiel	
D359,176 S	6/1995	Tihany	
D359,856 S *	7/1995	Hutton .....	D6/334
D360,997 S	8/1995	Hutton	
D368,377 S	4/1996	Laslo	
D373,257 S *	9/1996	Hutton .....	D6/381
D378,788 S	4/1997	Tihany	
D379,269 S	5/1997	Hutton	
D392,469 S	3/1998	De Blaay	
D405,286 S	2/1999	James et al.	
D409,408 S	5/1999	James et al.	
D420,823 S	2/2000	Tyler	
D421,853 S	3/2000	Black	
D422,422 S	4/2000	Black	
D424,317 S *	5/2000	Natuzzi et al. ....	D6/381
D431,117 S	9/2000	Hutton	
D431,118 S	9/2000	Hutton	
D432,806 S	10/2000	Gomez	
D439,752 S *	4/2001	Natuzzi et al. ....	D6/334
D446,959 S	8/2001	Cramer	
D447,353 S	9/2001	Peloquin	
D451,688 S	12/2001	Cramer	
D454,715 S	3/2002	Olson	
D462,533 S *	9/2002	Popham et al. ....	D6/334
D463,146 S	9/2002	Striebel	
D465,341 S	11/2002	Hutton	
D465,662 S	11/2002	Hutton	
D465,671 S	11/2002	Sheil et al.	
D466,312 S *	12/2002	Hutton .....	D6/334
D466,313 S	12/2002	Hutton	
D468,920 S	1/2003	Striebel	
D473,060 S	4/2003	Hutton	
D473,723 S	4/2003	Pesso	
D476,822 S	7/2003	Schweikarth	
D477,720 S	7/2003	Diaz-Azcuy	
D480,567 S	10/2003	Ricci	
D481,549 S	11/2003	Turner et al.	
D486,652 S	2/2004	Nemeth	
D489,908 S	5/2004	Ricci	
D491,382 S	6/2004	Caldwell	
D491,756 S	6/2004	Nemeth	
D498,598 S	11/2004	Schweikarth et al.	
D502,818 S	3/2005	Thompson	
D504,254 S	4/2005	Yang et al.	
D504,781 S	5/2005	Suzuki et al.	
D504,787 S	5/2005	Shin	
D505,276 S	5/2005	Cronk et al.	
D506,323 S *	6/2005	White, III .....	D6/334
D518,654 S *	4/2006	Pesso .....	D6/334
D533,365 S *	12/2006	Martin .....	D6/334
D535,483 S	1/2007	Hutton	
D539,561 S *	4/2007	Martin .....	D6/381
D546,570 S *	7/2007	Kreiss .....	D6/334
D549,470 S *	8/2007	Hutton .....	D6/334
D550,972 S *	9/2007	Caywood .....	D6/334
D553,369 S *	10/2007	Ko .....	D6/334
D562,038 S *	2/2008	Schweikarth et al. ....	D6/500
D564,774 S *	3/2008	Woods et al. ....	D6/381
D565,309 S *	4/2008	Cramer et al. ....	D6/334
D569,111 S *	5/2008	Swanson .....	D6/334
D569,664 S *	5/2008	Schweikarth et al. ....	D6/500

\* cited by examiner

FIG. 1

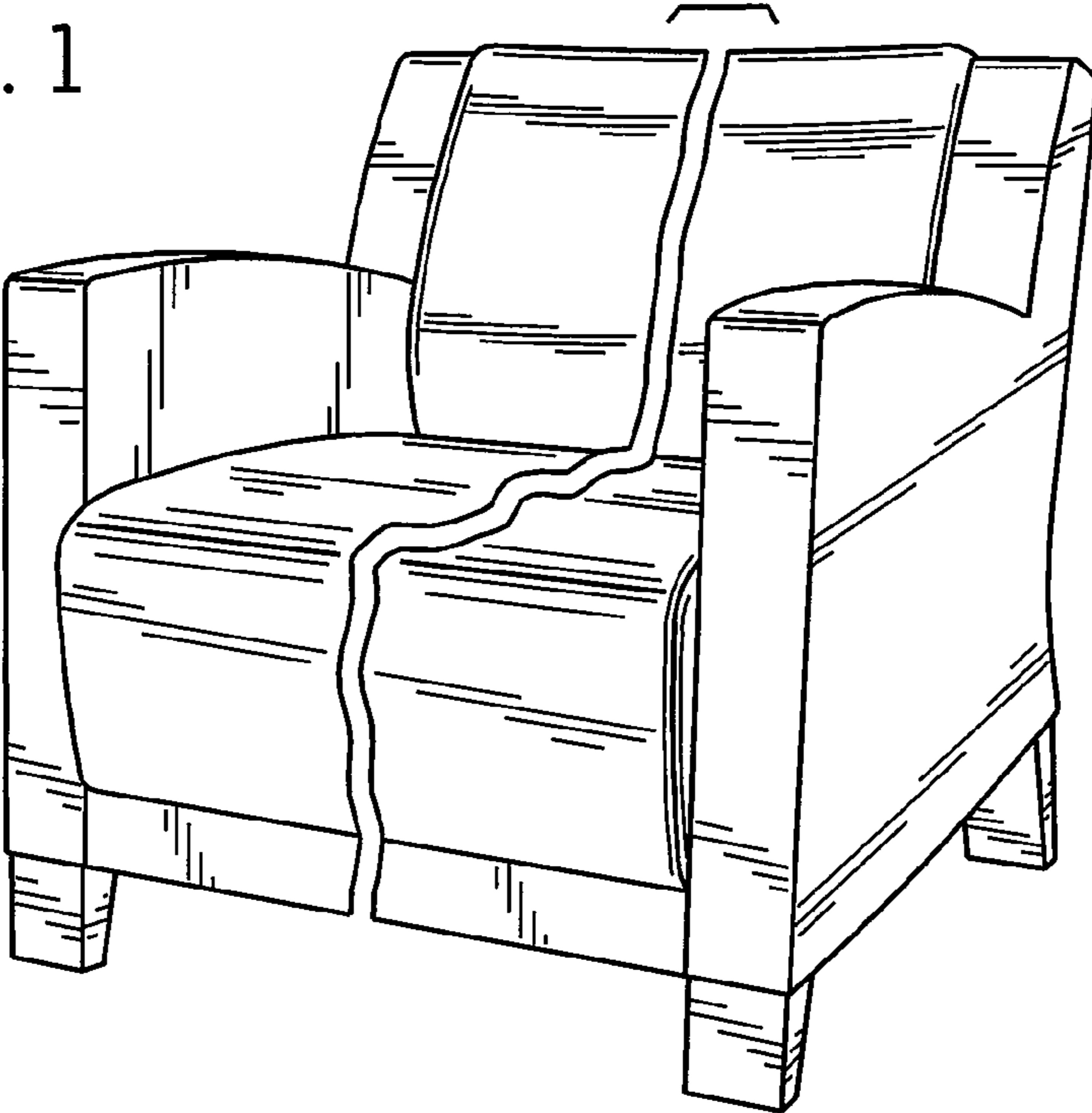



FIG. 2



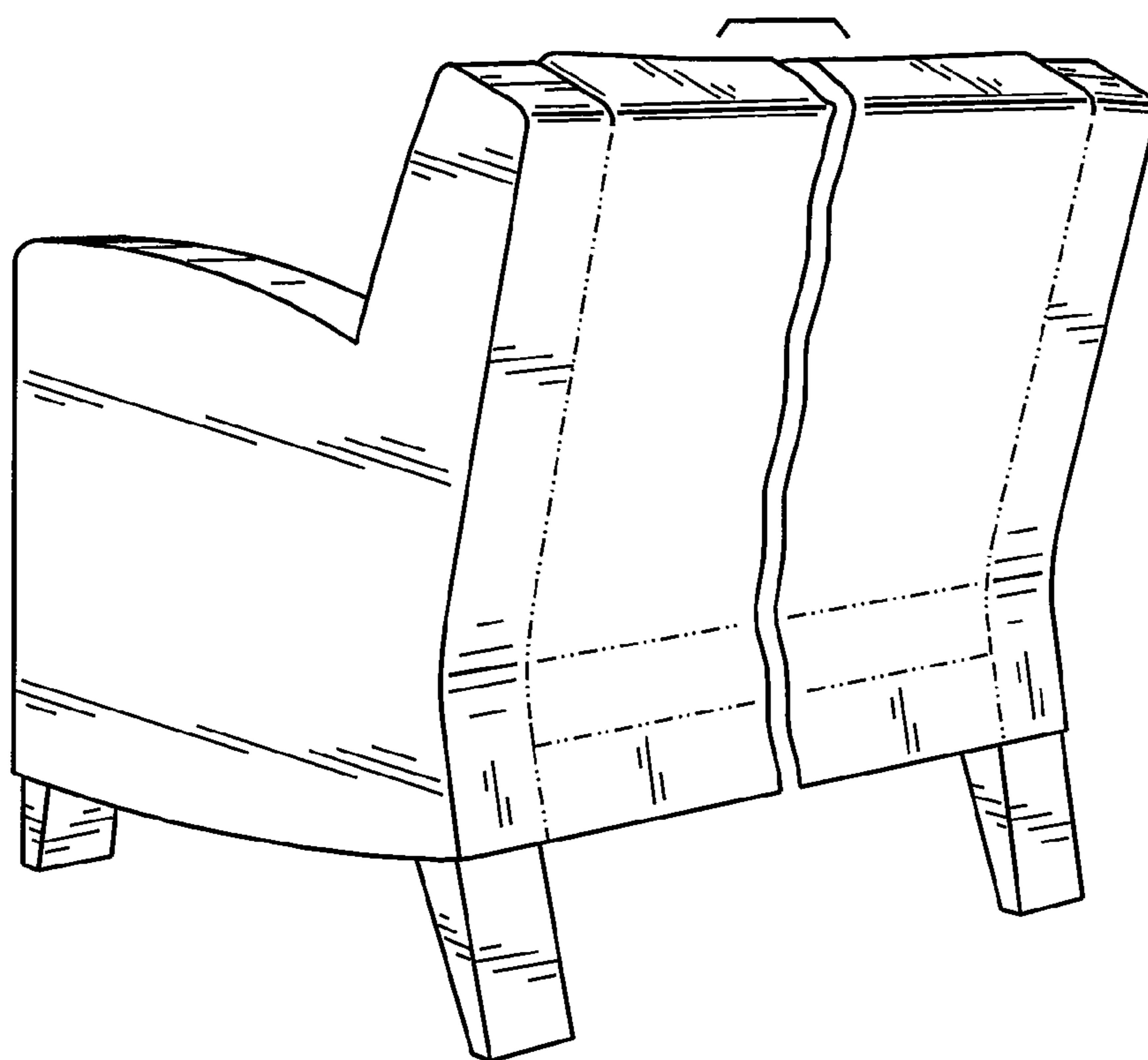


FIG. 3

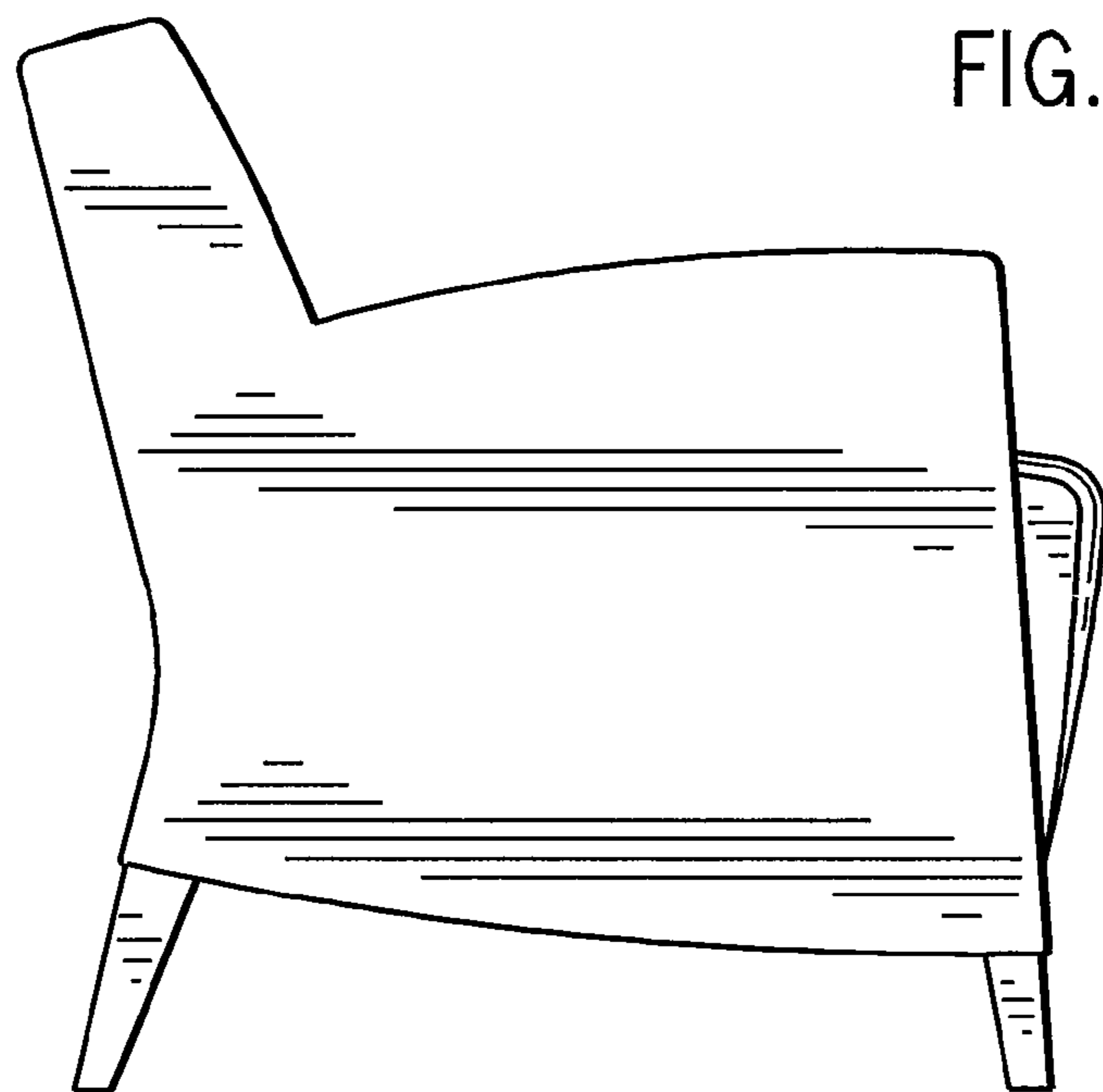


FIG. 4




FIG. 5




FIG. 6

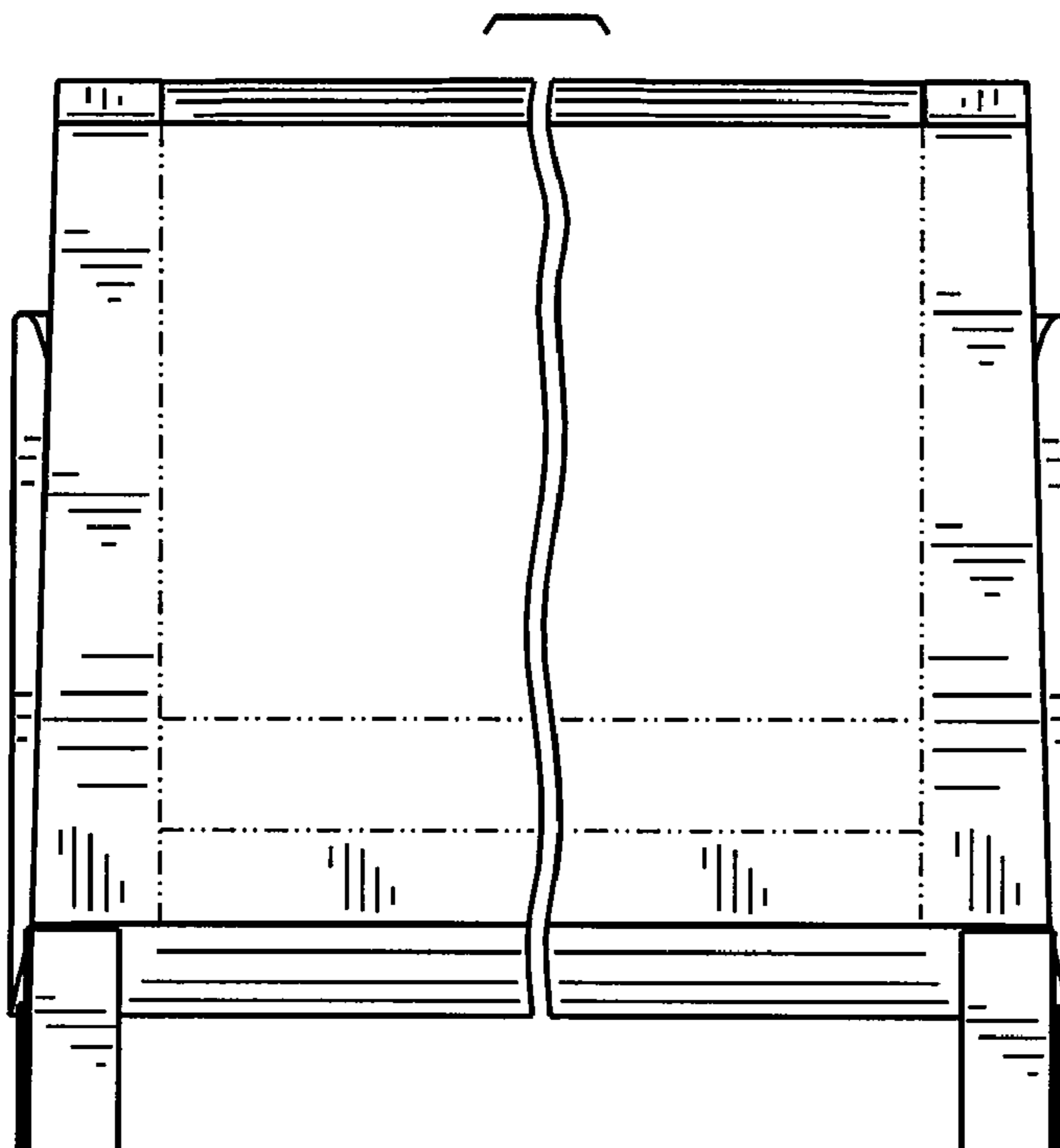


FIG. 7

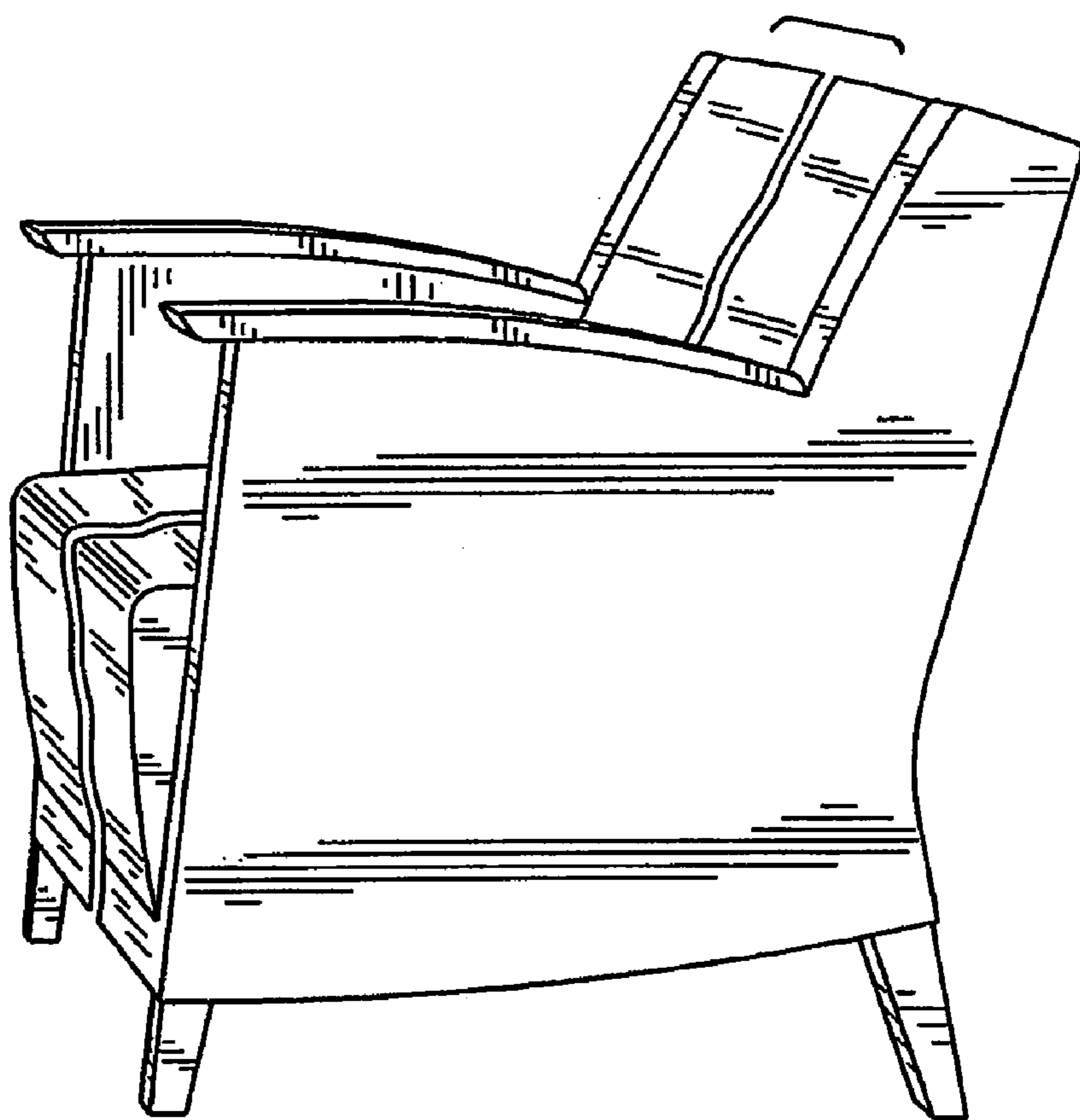


FIG. 8

FIG. 9




FIG. 10

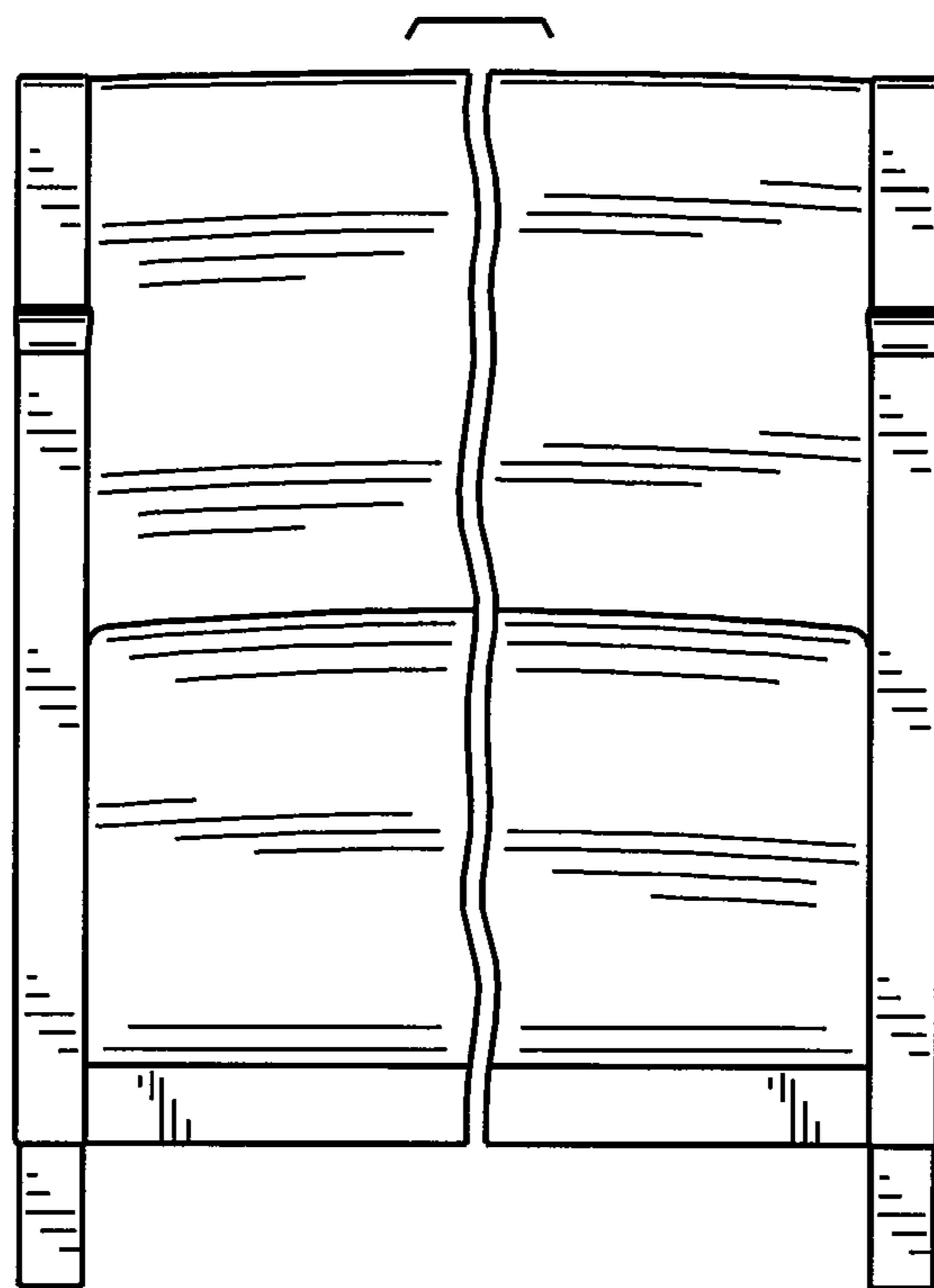




FIG. 11

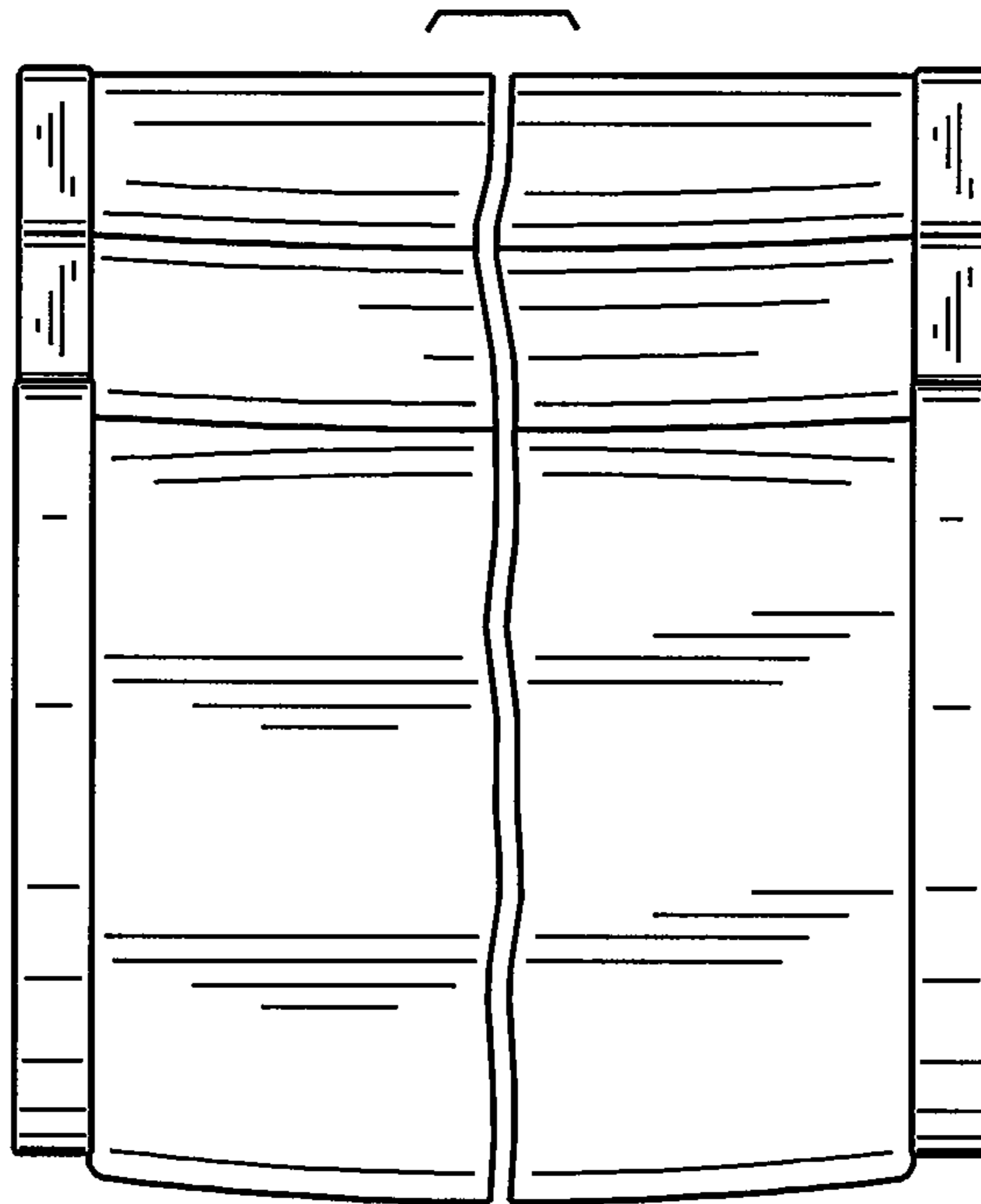


FIG. 12

