



US00D586130S

(12) **United States Design Patent**
Howard

(10) **Patent No.:** **US D586,130 S**

(45) **Date of Patent:** **** Feb. 10, 2009**

(54) **HANGER COVER**

D555,913 S * 11/2007 Chapel D6/315

(75) Inventor: **Andrea Howard**, Savannah, GA (US)

* cited by examiner

(73) Assignee: **Andrea Howard Image Products, Inc.**,
Savannah, GA (US)

Primary Examiner—Stella M Reid

Assistant Examiner—Shanda C Hill

(**) Term: **14 Years**

(74) *Attorney, Agent, or Firm*—Ballard Spahr Andrews &
Ingersoll, LLP

(21) Appl. No.: **29/320,965**

(57) **CLAIM**

(22) Filed: **Jul. 8, 2008**

The ornamental design for a hanger cover, as shown and described.

(51) **LOC (9) Cl.** **06-08**

(52) **U.S. Cl.** **D6/318**

(58) **Field of Classification Search** D6/315,
D6/318, 319, 326, 328; 223/85-98; 211/1,
211/13.1, 85.3

DESCRIPTION

See application file for complete search history.

FIG. 1 is a perspective view of a hanger cover showing my new design;

FIG. 2 is a front elevational view thereof, the rear elevational view being a mirror image;

(56) **References Cited**

U.S. PATENT DOCUMENTS

D162,048 S *	2/1951	Lynch	D6/318
D327,582 S *	7/1992	Mathews	D6/328
D360,306 S *	7/1995	Hodzen	D6/328
D366,155 S *	1/1996	Fogle	D6/328
D369,908 S *	5/1996	Pfutzenreuter	D6/328
D407,909 S *	4/1999	Pfutzenreuter	D6/328
D427,782 S *	7/2000	St. L-Morency	D6/328

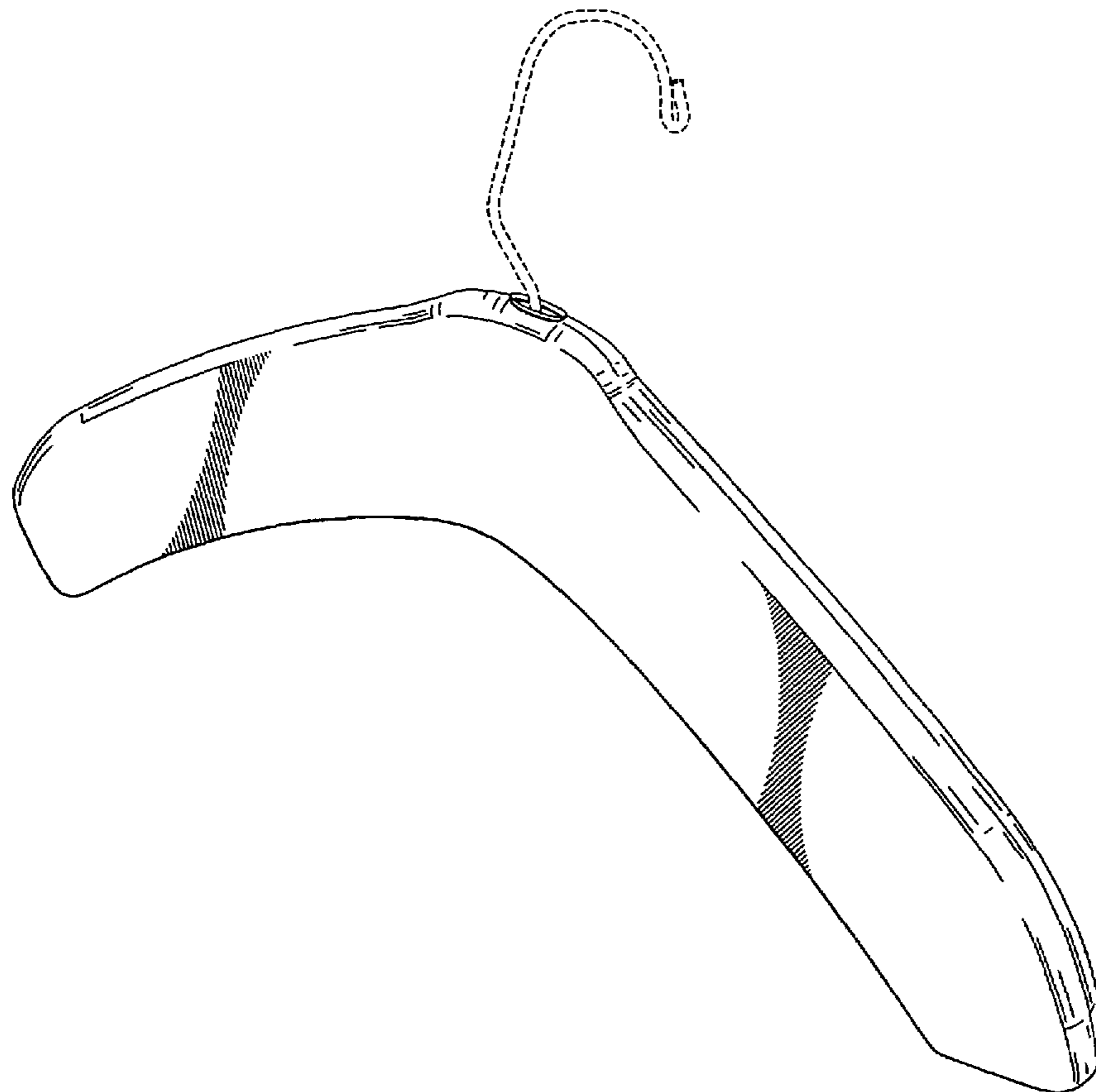
FIG. 3 is a left side elevational view thereof, the right side elevational view being a mirror image;

FIG. 4 is a top plan view thereof; and,

FIG. 5 is a bottom plan view thereof.

The broken lines shown in FIGS. 1-4 are for illustrative purposes only and form no part of the claimed design.

1 Claim, 3 Drawing Sheets



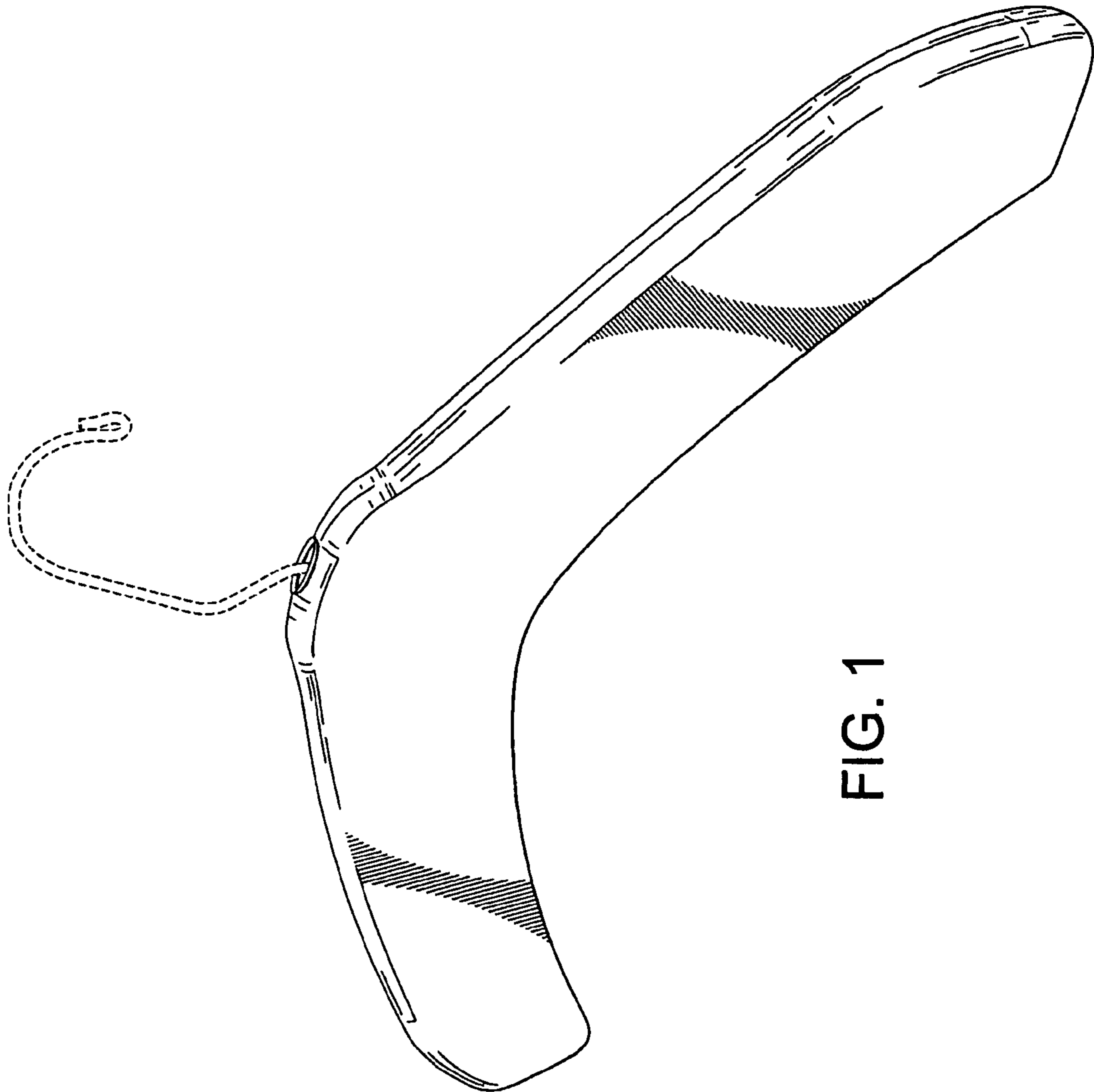


FIG. 1




FIG. 3

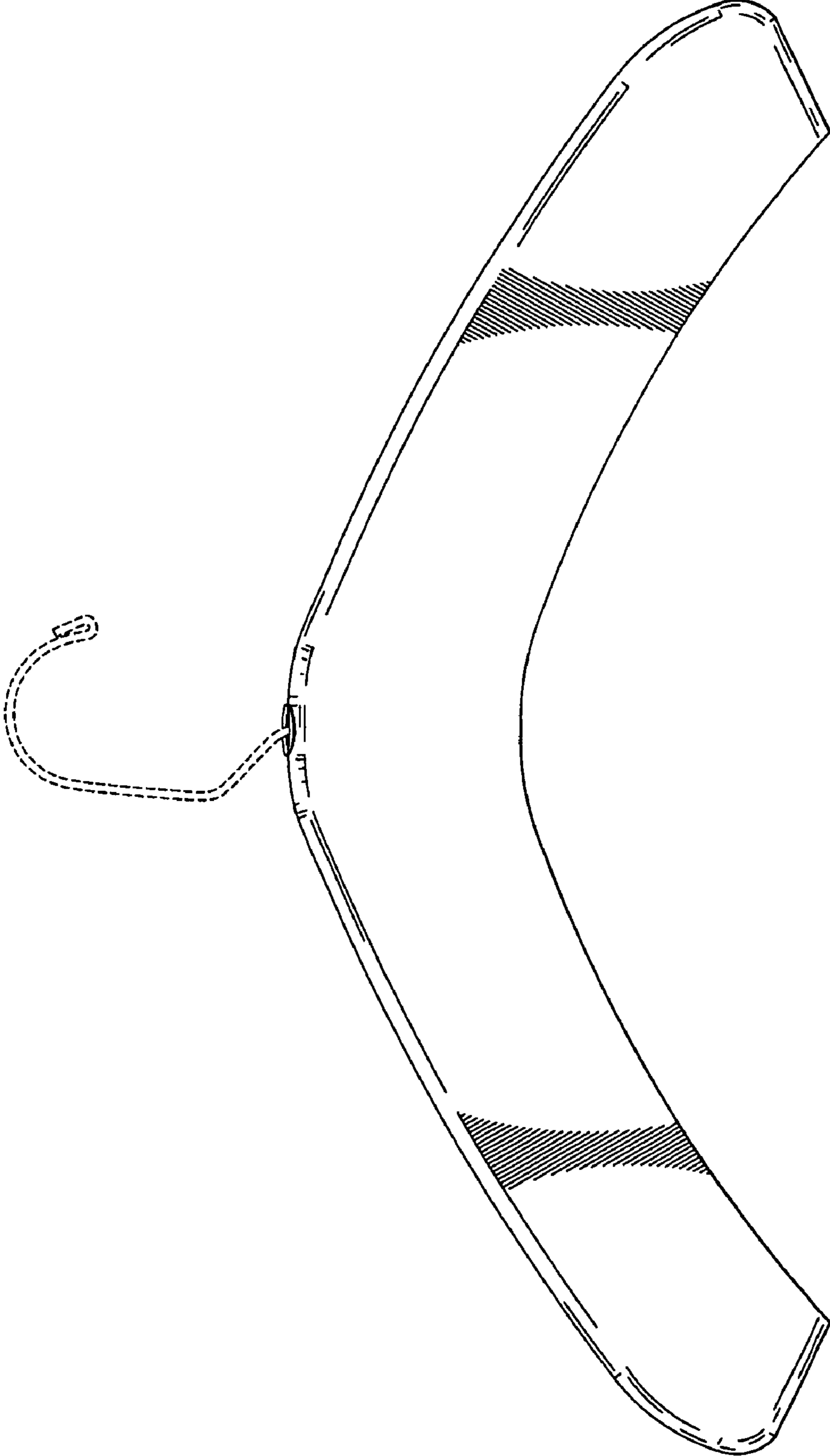


FIG. 2



FIG. 4

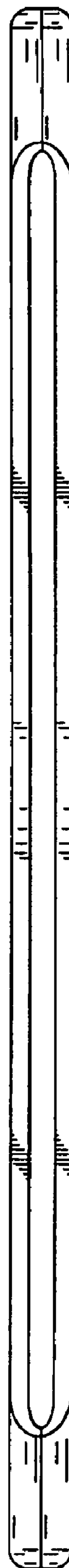


FIG. 5