



US00D586126S

(12) **United States Design Patent**
Carey, Sr.

(10) **Patent No.:** **US D586,126 S**

(45) **Date of Patent:** **** Feb. 10, 2009**

(54) **360-DEGREE CLEANING AND MASSAGING ACTION TOOTHBRUSH WITH SPHERICAL HEAD**

Primary Examiner—Melanie H Tung
Assistant Examiner—Lavone D Tabor
(74) *Attorney, Agent, or Firm*—Dorothy S. Morse

(76) **Inventor:** **Edward John Carey, Sr.**, 7100
Ulmerton Rd., Lot #2198, Largo, FL
(US) 33771

(57) **CLAIM**

The ornamental design for a 360-degree cleaning and mas-
saging action toothbrush with spherical head, as shown.

(**) **Term:** **14 Years**

(21) **Appl. No.:** **29/322,809**

DESCRIPTION

(22) **Filed:** **Aug. 12, 2008**

(51) **LOC (9) Cl.** **04-02**

(52) **U.S. Cl.** **D4/111**

(58) **Field of Classification Search** D4/104–112,
D4/128, 138; D24/152; 15/167.1, 167.2,
15/188; 132/308, 309, 311; 601/139, 141
See application file for complete search history.

FIG. 1 is a front view of a first embodiment of the invention;
FIG. 2 is a right side view of the first embodiment of the
invention, with the left side being a mirror image thereof;
FIG. 3 is a rear view of the first embodiment of the invention;
FIG. 4 is a top view of the first embodiment of the invention;
FIG. 5 is a bottom view of the first embodiment of the inven-
tion;
FIG. 6 is a front view of a second embodiment of the inven-
tion;
FIG. 7 is a right side view of the second embodiment of the
invention, with the left side being a mirror image thereof;
FIG. 8 is a rear view of the second embodiment of the inven-
tion;
FIG. 9 is a top view of the second embodiment of the inven-
tion;
FIG. 10 is a bottom view of the second embodiment of the
invention; and,
FIG. 11 is an exploded view of the second embodiment of the
invention.

(56) **References Cited**

U.S. PATENT DOCUMENTS

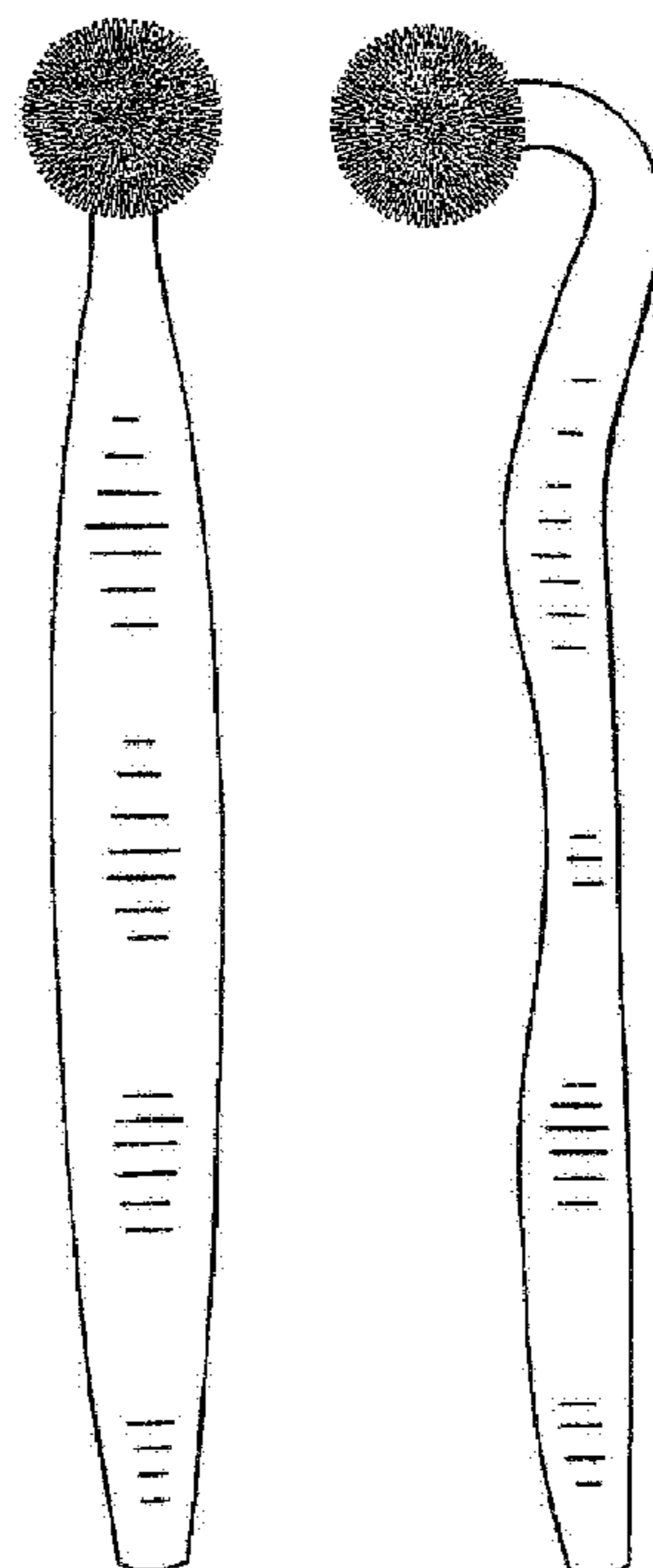
1,671,891	A *	5/1928	Dolan	15/167.1
D330,287	S *	10/1992	Wise	D4/109
D332,008	S *	12/1992	Branford	D4/105
5,491,866	A *	2/1996	Simonds	15/167.1
5,570,487	A *	11/1996	Schneider	15/167.1
7,165,907	B2 *	1/2007	Levy	401/183
2006/0016033	A1 *	1/2006	Carpenter	15/167.1
2008/0172812	A1 *	7/2008	Dean	15/22.1

FOREIGN PATENT DOCUMENTS

DE 4125168 A1 * 4/1992

* cited by examiner

1 Claim, 3 Drawing Sheets



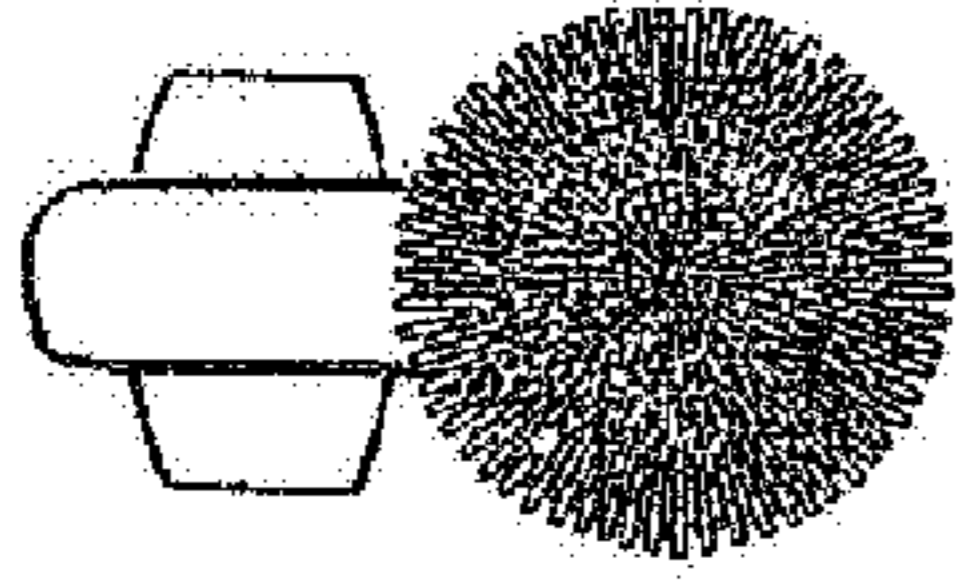


Fig. 4

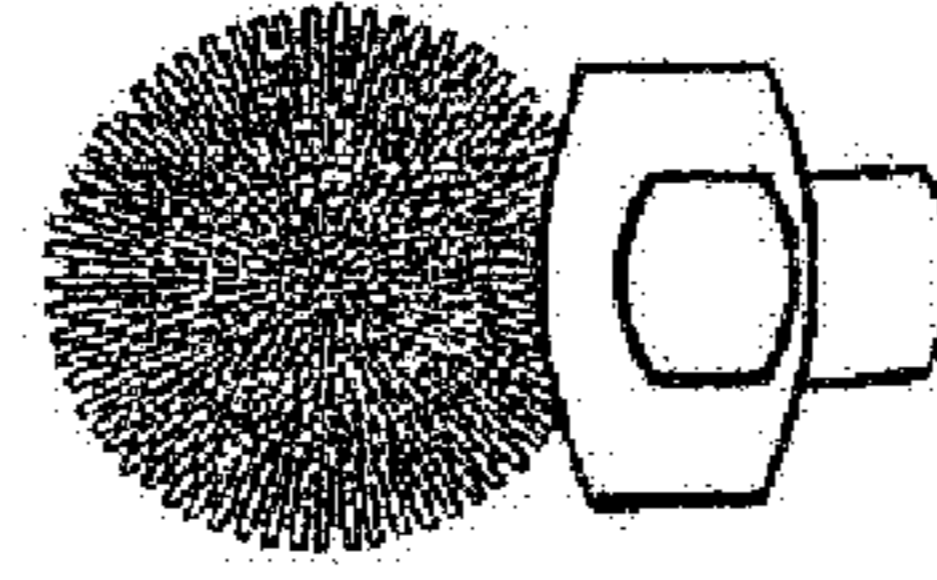


Fig. 5




Fig. 3

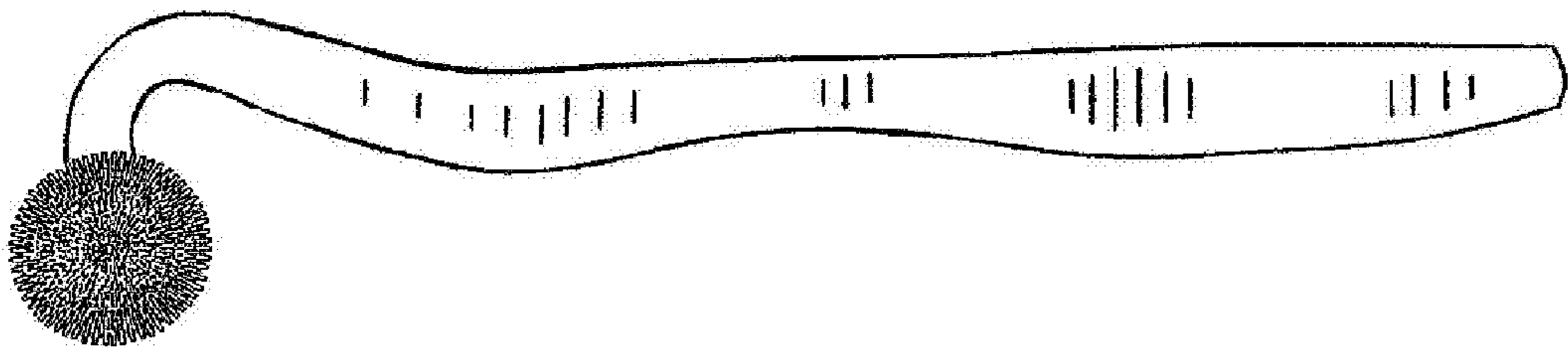


Fig. 2




Fig. 1




Fig. 9

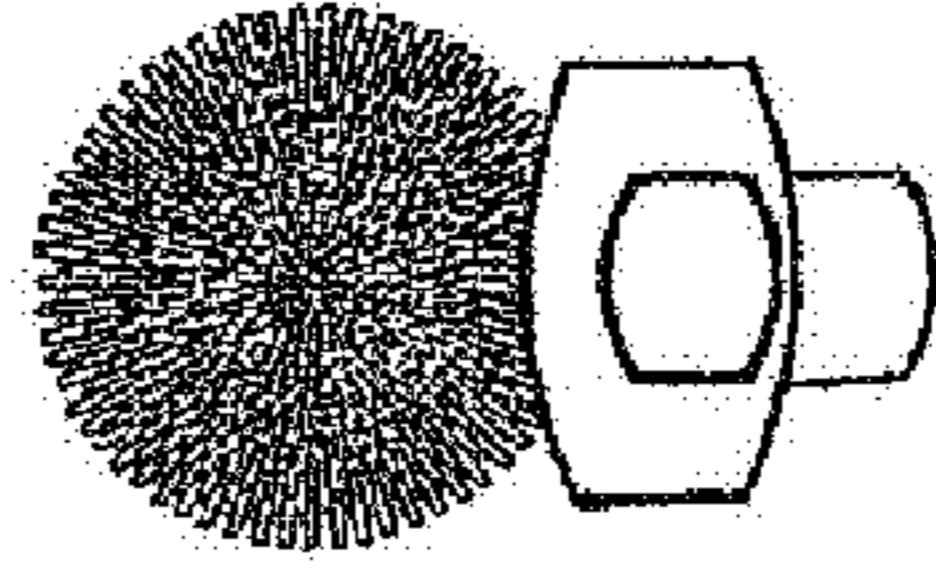


Fig. 10




Fig. 8

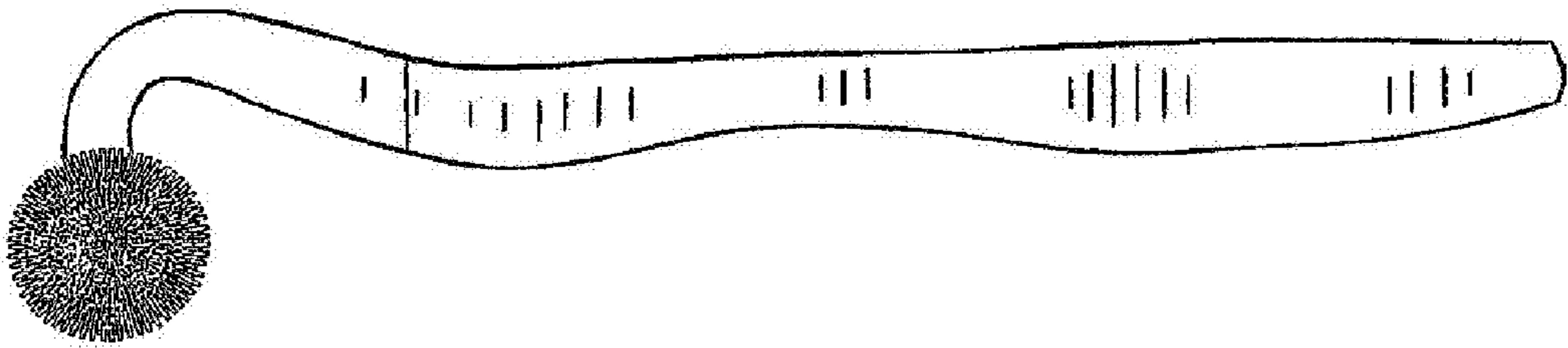


Fig. 7

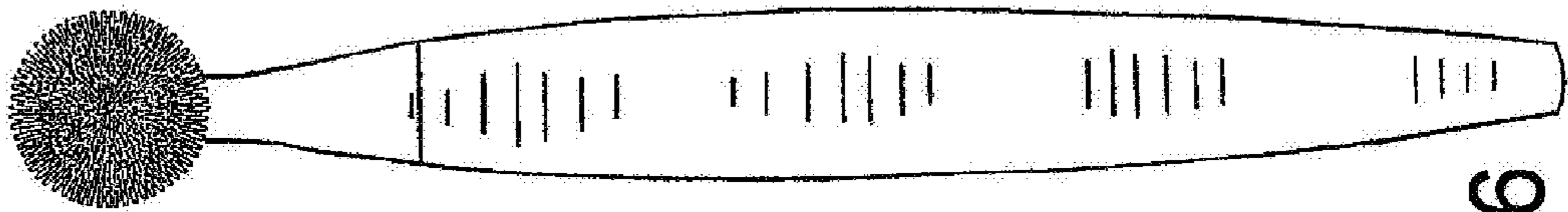


Fig. 6




Fig. 11