



US00D586125S

(12) **United States Design Patent**
Winkler et al.

(10) **Patent No.:** **US D586,125 S**

(45) **Date of Patent:** **** Feb. 10, 2009**

(54) **ELECTRIC TOOTHBRUSH**

(75) Inventors: **Till Winkler**, Kronberg (DE); **Rory McGarry**, Frankfurt am Main (DE)

(73) Assignee: **Braun GmbH**, Kronberg (DE)

(**) Term: **14 Years**

(21) Appl. No.: **29/264,808**

(22) Filed: **Aug. 18, 2006**

(30) **Foreign Application Priority Data**

Mar. 1, 2006 (DE) 4 06 01 168

(51) **LOC (9) Cl.** **28-03**

(52) **U.S. Cl.** **D4/101**

(58) **Field of Classification Search** D4/100,
D4/101, 104-112, 134, 138; 15/22.1, 22.2,
15/22.4, 23, 28, 110, 143.1, 167.1, 167.2;
132/308, 309, 311; 601/141, 142

See application file for complete search history.

(56) **References Cited**

U.S. PATENT DOCUMENTS

D17,015 S * 12/1886 Northall D4/134
3,156,936 A * 11/1964 Hartman 15/22.1
D436,254 S * 1/2001 Kling et al. D4/101
D440,766 S * 4/2001 Hartwein et al. D4/101
D479,046 S * 9/2003 Winkler D4/104

D489,183 S * 5/2004 Akahori et al. D4/101
D533,720 S * 12/2006 Vu D4/101
2002/0174498 A1 * 11/2002 Li 15/28

FOREIGN PATENT DOCUMENTS

JP 1032248 S * 2/1999

* cited by examiner

Primary Examiner—Cathron C Brooks

Assistant Examiner—Lavone D Tabor

(74) *Attorney, Agent, or Firm*—Fish & Richardson P.C.

(57) **CLAIM**

The ornamental design for an electric toothbrush, as shown and described.

DESCRIPTION

FIG. 1 is a perspective view of an electric toothbrush from above, showing our new design;

FIG. 2 is a front view of the appliance thereof;

FIG. 3 is a rear view of the appliance thereof

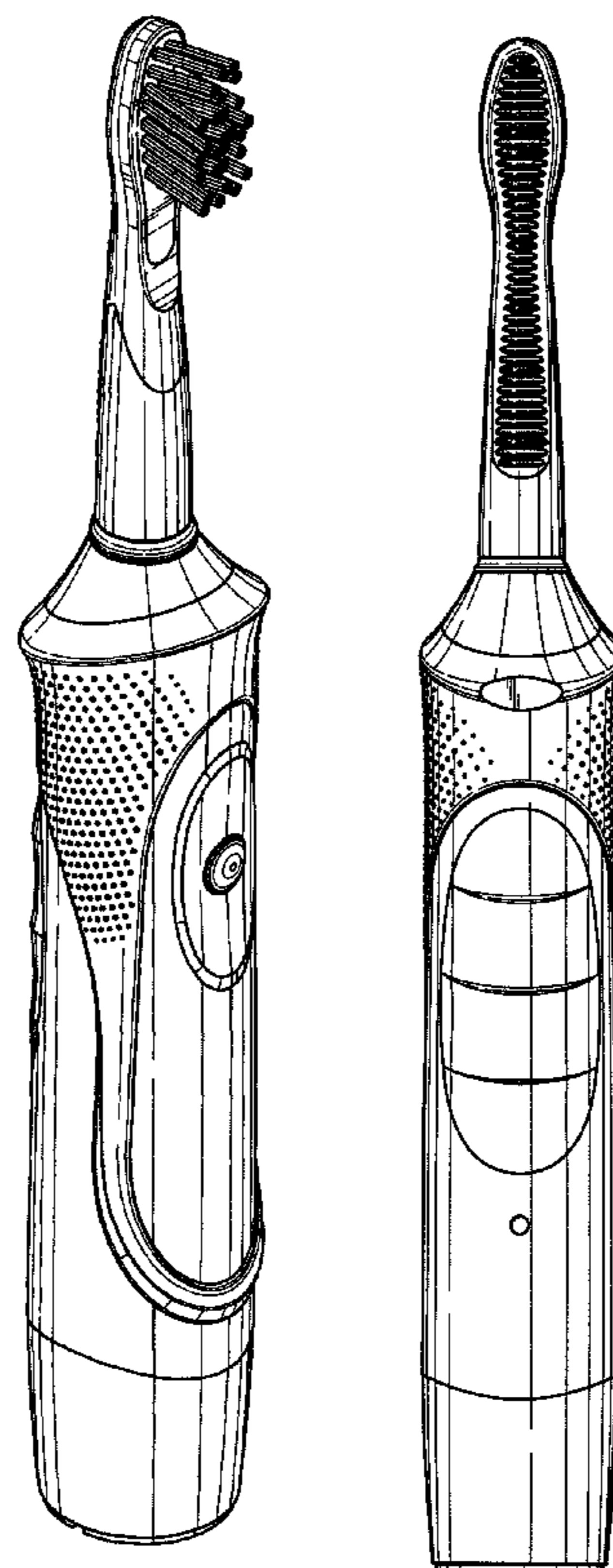
FIG. 4 is a side view of the appliance thereof;

FIG. 5 is a top plan view of the appliance thereof; and,

FIG. 6 is a bottom plan view of the appliance thereof.

The circular broken line shown on the bottom of the handle represents the bounds of the claim and forms no part of the claimed design.

1 Claim, 3 Drawing Sheets



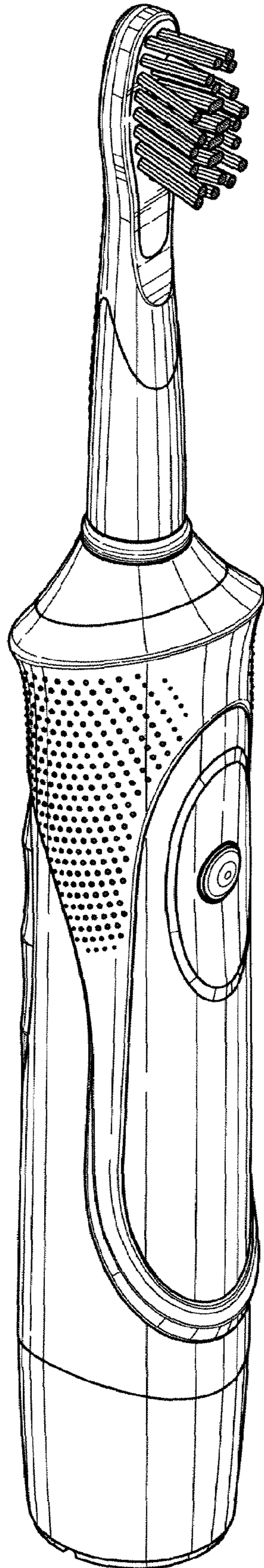


FIG. 1

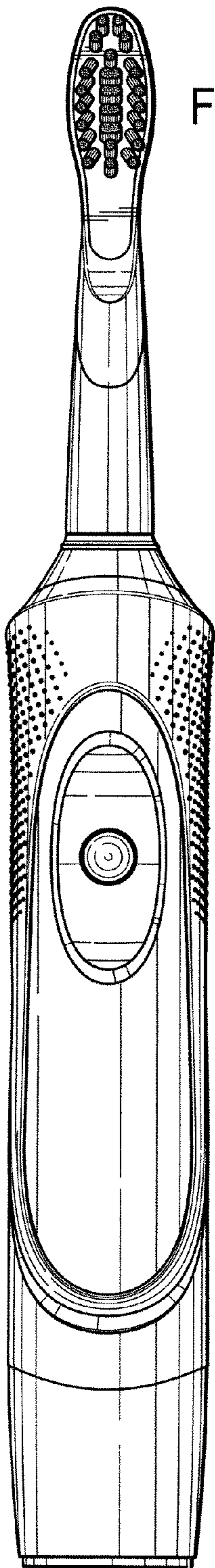


FIG. 2

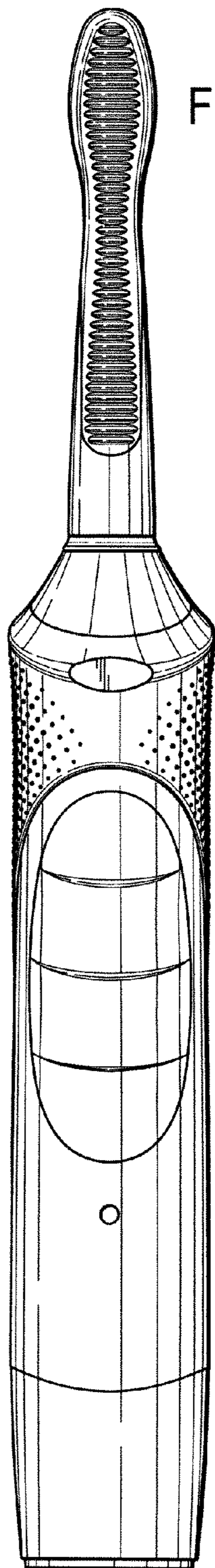


FIG. 3

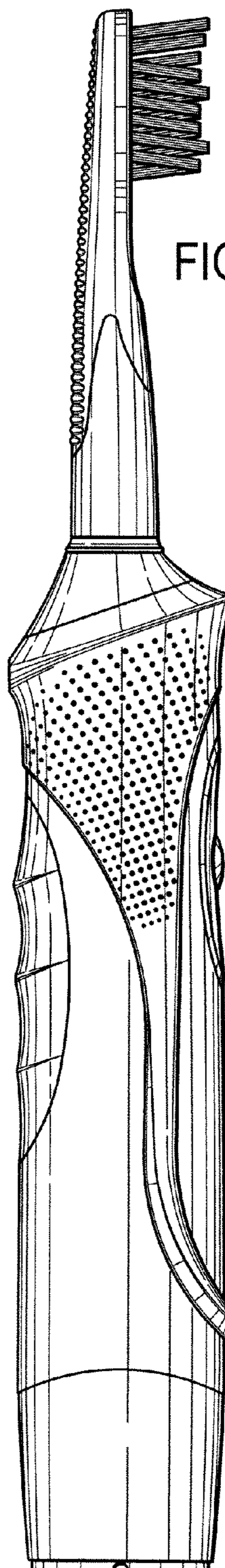


FIG. 4

FIG. 5

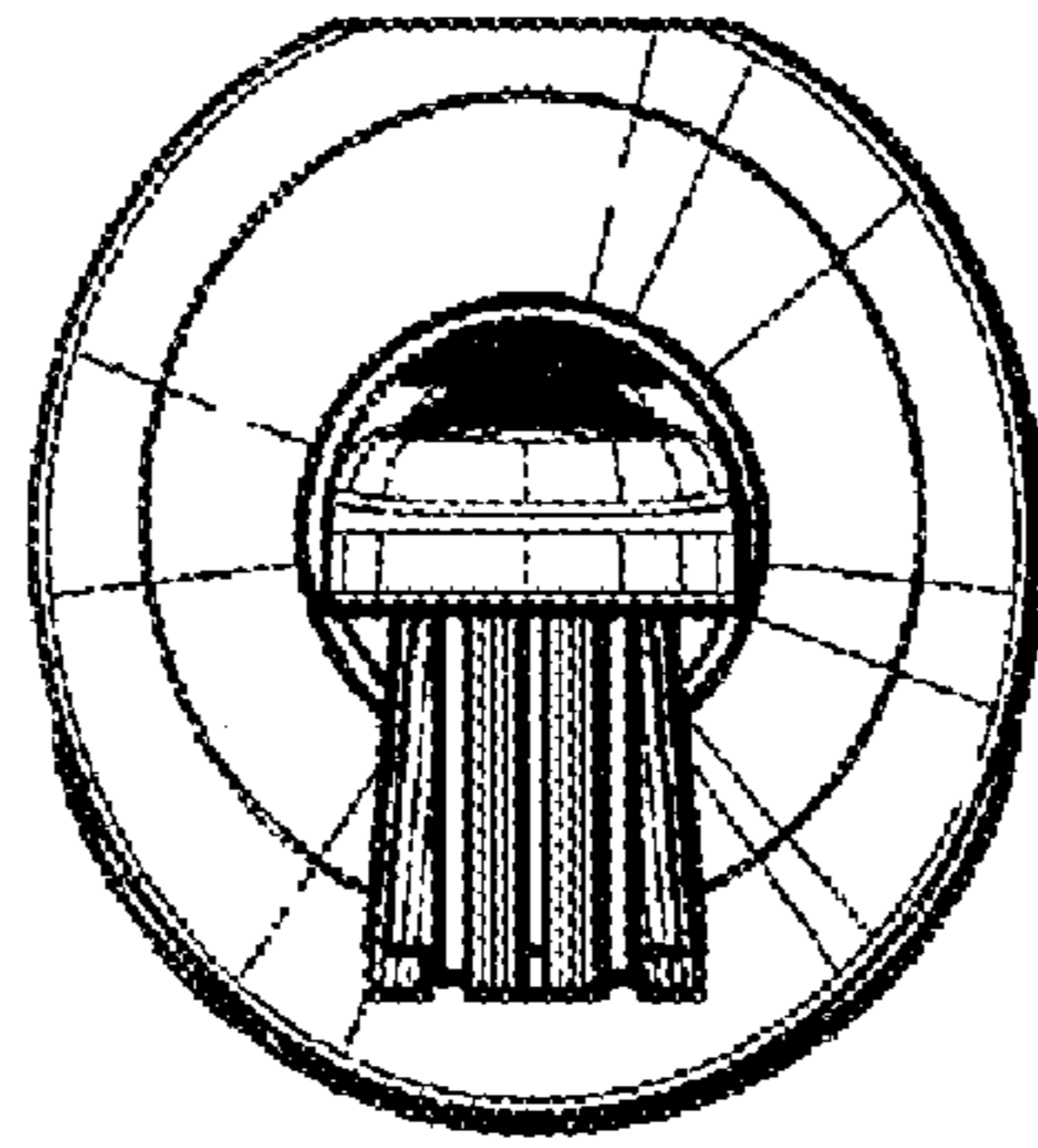


FIG. 6

