



US00D586121S

(12) **United States Design Patent**
Holzner et al.

(10) **Patent No.:** **US D586,121 S**
(45) **Date of Patent:** **** Feb. 10, 2009**

(54) **WALLET**

D553,856 S * 10/2007 Shum D3/247

(75) Inventors: **Norbert Holzner**, Matran (CH);
Claus-Christian Eckhardt, Hannover
(DE)

* cited by examiner

Primary Examiner—Holly H Baynham
(74) *Attorney, Agent, or Firm*—Collen IP; Donald J. Ranft

(73) Assignee: **Omega SA (Omega AG) (Omega Ltd.)**,
Biel/Bienne (CH)

(57) **CLAIM**

The ornamental design for a wallet, as shown and described.

(**) Term: **14 Years**

DESCRIPTION

(21) Appl. No.: **29/304,813**

FIG. 1 is a front closed view of our new, original and orna-
mental design for a wallet;

(22) Filed: **Mar. 7, 2008**

FIG. 2 is a rear view thereof;

(30) **Foreign Application Priority Data**

Sep. 7, 2007 (WO) DM/069 269

FIG. 3 is a right side view thereof;

(51) **LOC (9) Cl.** **03-01**

FIG. 4 is a left side view thereof;

(52) **U.S. Cl.** **D3/247**

FIG. 5 is a bottom view thereof;

(58) **Field of Classification Search** D3/247–252,
D3/207, 215, 217; 150/100, 103–104, 107–110,
150/118–119, 131–132, 145, 147

FIG. 6 is a top view thereof;

See application file for complete search history.

FIG. 7 is a rear perspective view thereof;

(56) **References Cited**

U.S. PATENT DOCUMENTS

| | | | | | |
|-----------|-----|--------|----------|-------|---------|
| 1,683,996 | A * | 9/1928 | Snow | | 150/147 |
| 2,477,840 | A * | 8/1949 | Vasilas | | 150/136 |
| D410,774 | S * | 6/1999 | Inbert | | D3/250 |
| D477,135 | S * | 7/2003 | Fu | | D3/247 |
| D527,899 | S * | 9/2006 | Morehead | | D3/247 |

FIG. 8 is a front open view thereof;

FIG. 9 is a rear open view thereof;

FIG. 10 is a right side view of FIG. 8 thereof;

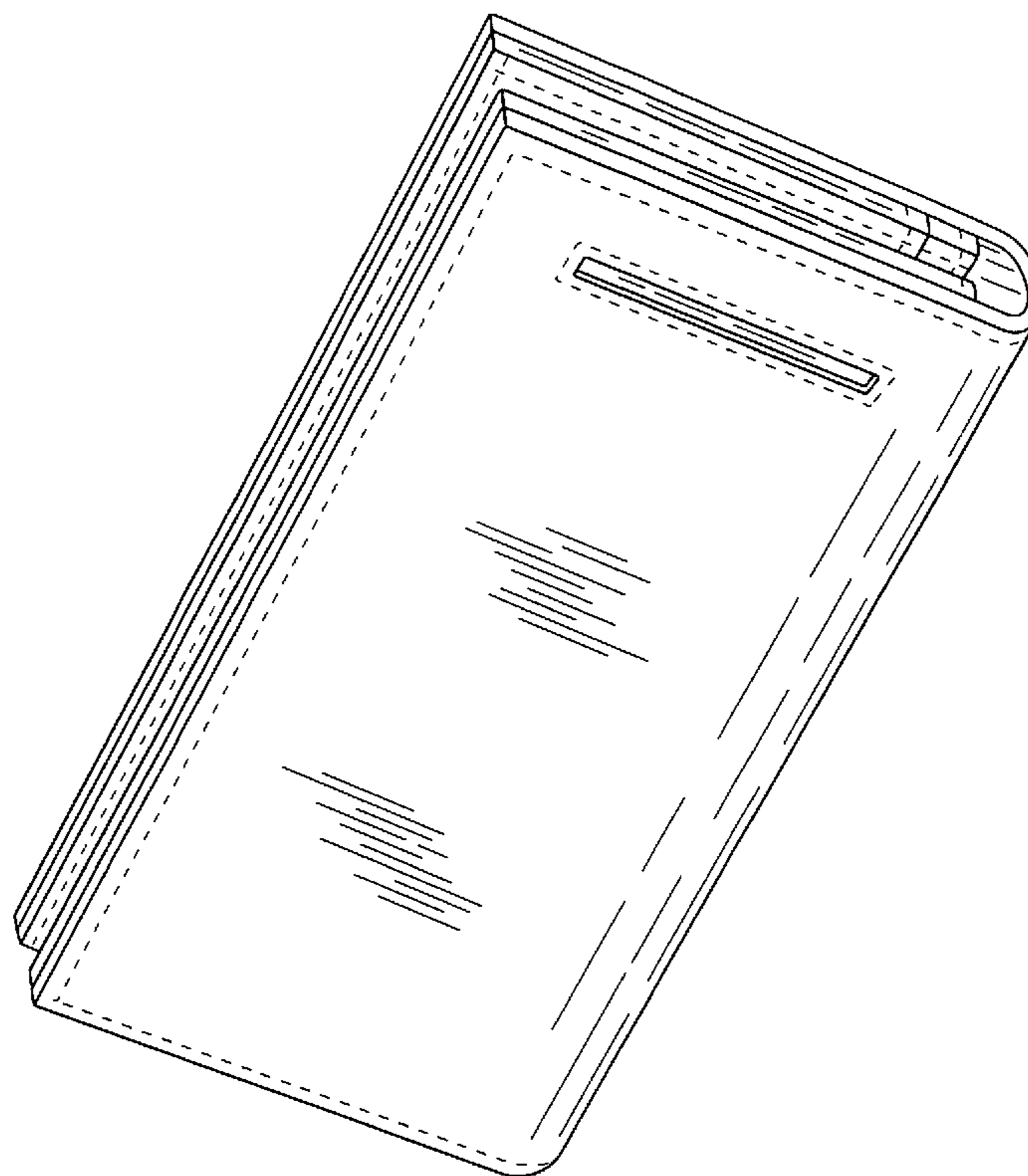
FIG. 11 is a left side view of FIG. 8 thereof;

FIG. 12 is a bottom view of FIG. 8 thereof;

FIG. 13 is a top view of FIG. 8 thereof; and,

FIG. 14 is a front perspective open view thereof.

1 Claim, 9 Drawing Sheets






Fig. 1




Fig. 2



Fig. 3

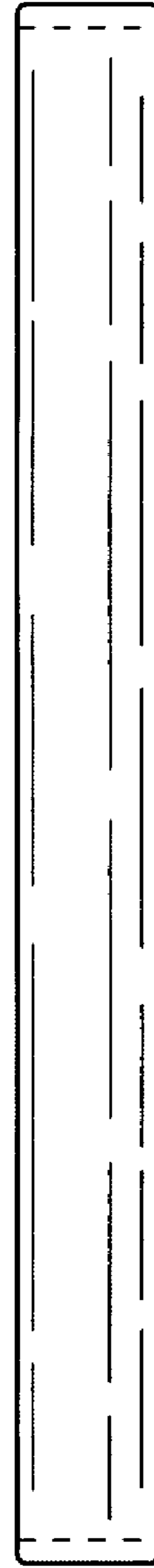


Fig. 4




Fig. 5




Fig. 6

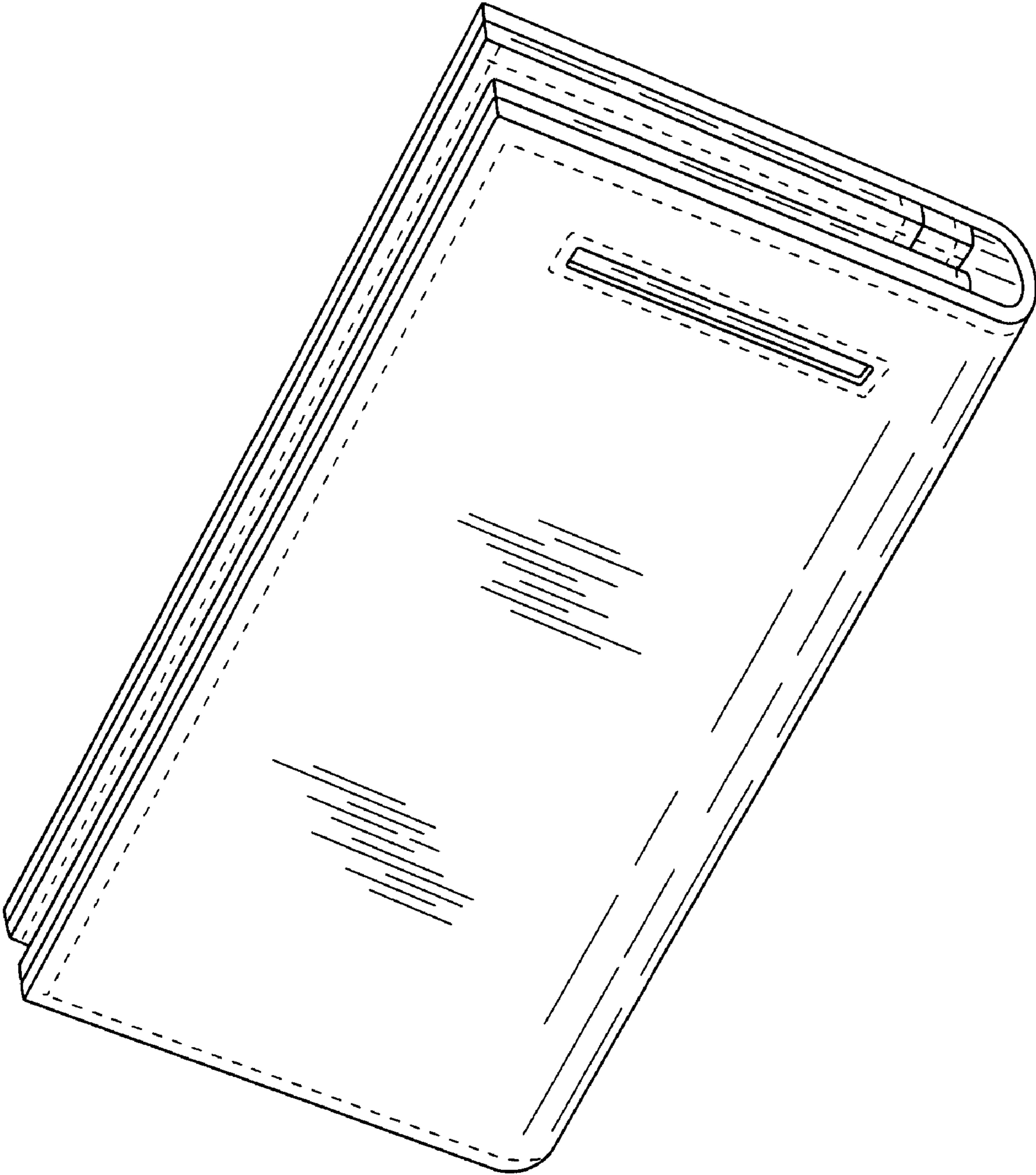


Fig. 7

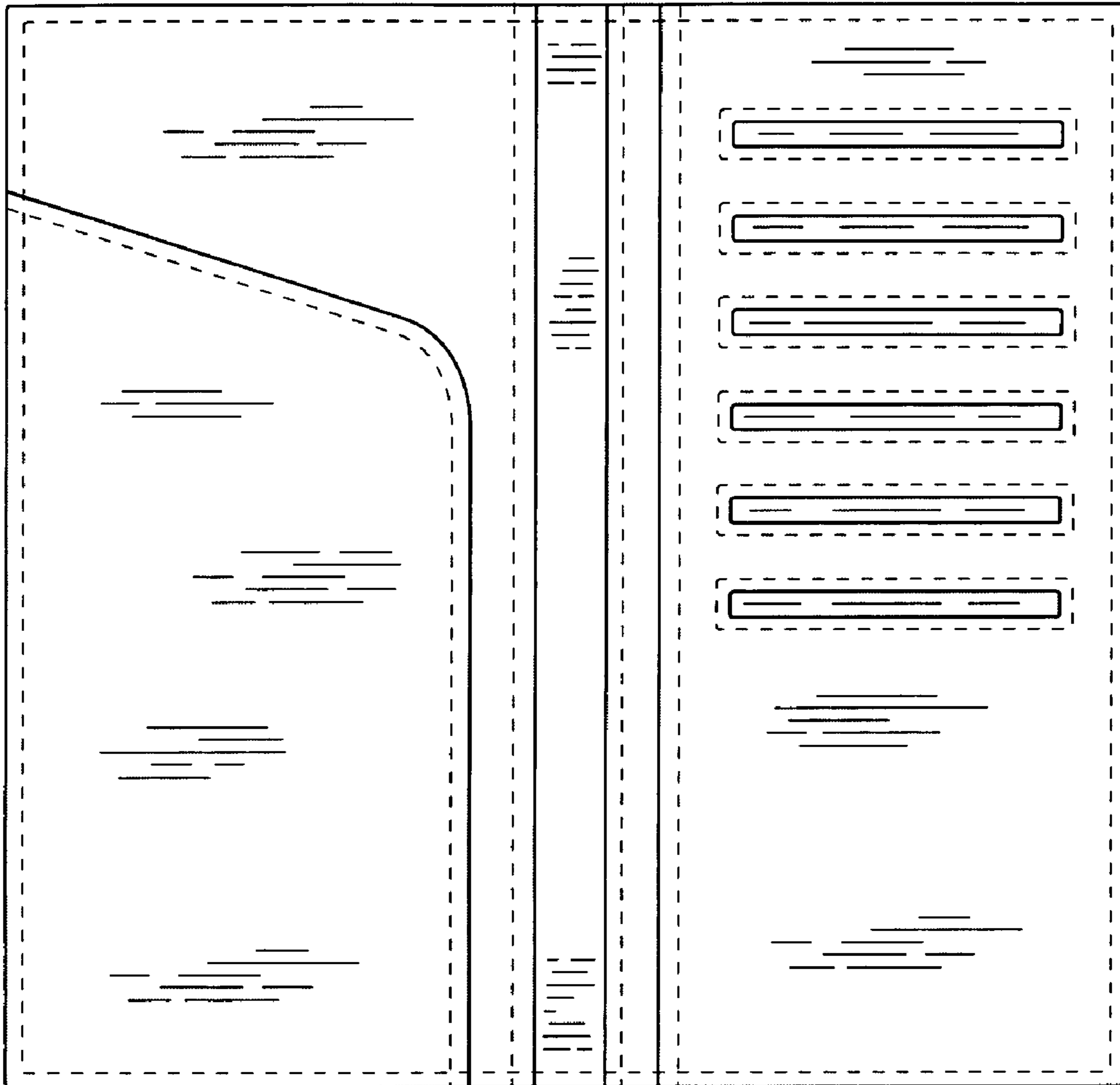


Fig. 8

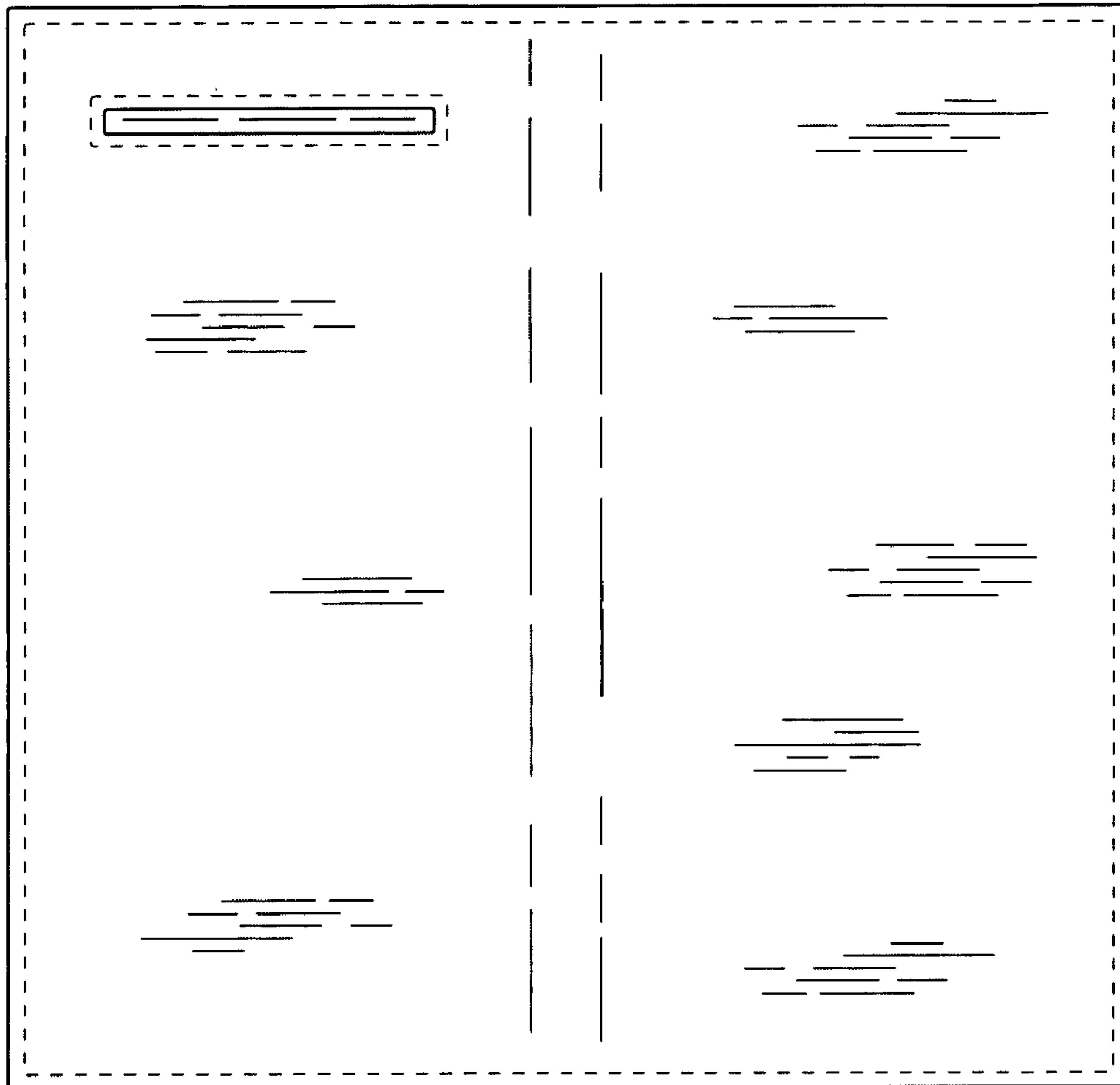


Fig. 9




Fig. 10



Fig. 11




Fig. 12

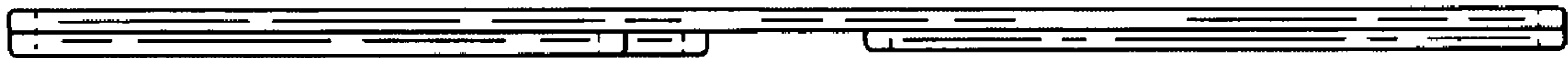


Fig. 13

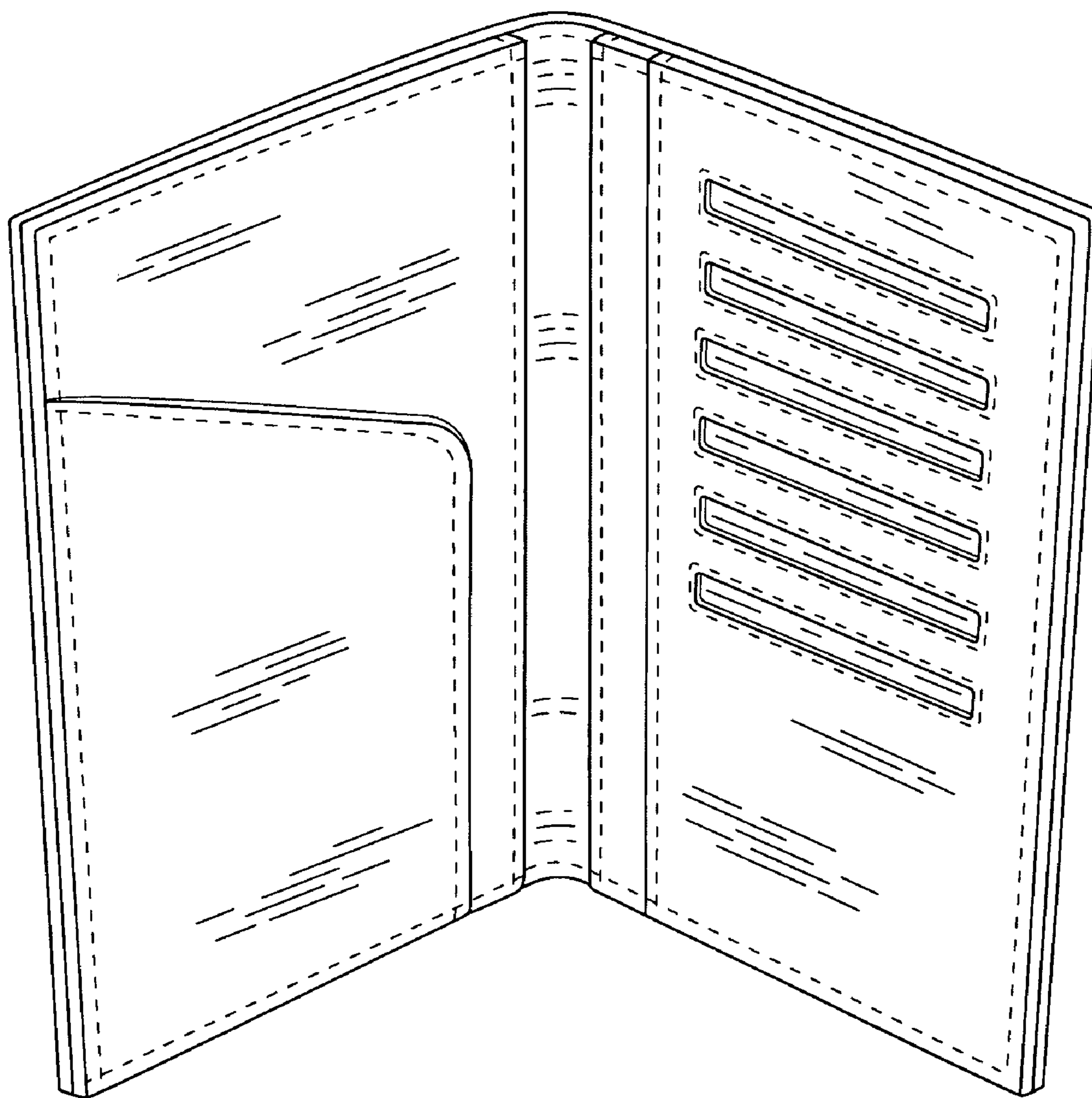


Fig. 14