



US00D586119S

(12) **United States Design Patent**  
**Sabbah**

(10) **Patent No.:** **US D586,119 S**  
(45) **Date of Patent:** **\*\* Feb. 10, 2009**

(54) **TWIN-FLAP DOUBLE OPENING SHOULDER BAG**

D429,562 S \* 8/2000 Lau ..... D3/226  
\* cited by examiner

(75) Inventor: **Dan Sabbah**, New York, NY (US)

*Primary Examiner*—Holly H Baynham  
(74) *Attorney, Agent, or Firm*—Schweitzer Cornman Gross & Bondell LLP

(73) Assignee: **Global Design Concepts, Inc.**, New York, NY (US)

(57) **CLAIM**

(\*\*) Term: **14 Years**

The ornamental design for a twin-flap double opening shoulder bag, as shown and described.

(21) Appl. No.: **29/305,906**

(22) Filed: **Mar. 31, 2008**

**DESCRIPTION**

(51) **LOC (9) Cl.** ..... **03-01**

FIG. 1 is a perspective view of the twin-flap double opening shoulder bag of the present invention;

(52) **U.S. Cl.** ..... **D3/243**

FIG. 2 is a front elevational view of the bag of FIG. 1;

(58) **Field of Classification Search** ..... D3/232–233,  
D3/240–246, 318, 322, 324; 150/100, 103–104,  
150/107–110, 114, 118–119

FIG. 3 is a first side elevational view of the bag of FIG. 1;

FIG. 4 is a rear elevational view of the bag of FIG. 1;

See application file for complete search history.

FIG. 5 is a second side elevational view of the bag of FIG. 1, showing the opposite side from that of FIG. 3;

FIG. 6 is a top plan view of the bag of FIG. 1; and,

FIG. 7 is a bottom plan view of the bag of FIG. 1.

(56) **References Cited**

The evenly spaced broken lines shown on the drawing views represents stitching that is part of the claimed design.

**U.S. PATENT DOCUMENTS**

D248,058 S \* 5/1978 Siegel ..... D3/243

D250,793 S \* 1/1979 Siegel ..... D3/243

D372,795 S \* 8/1996 Swinford et al. .... D3/243

**1 Claim, 5 Drawing Sheets**



FIG. 1




FIG. 2

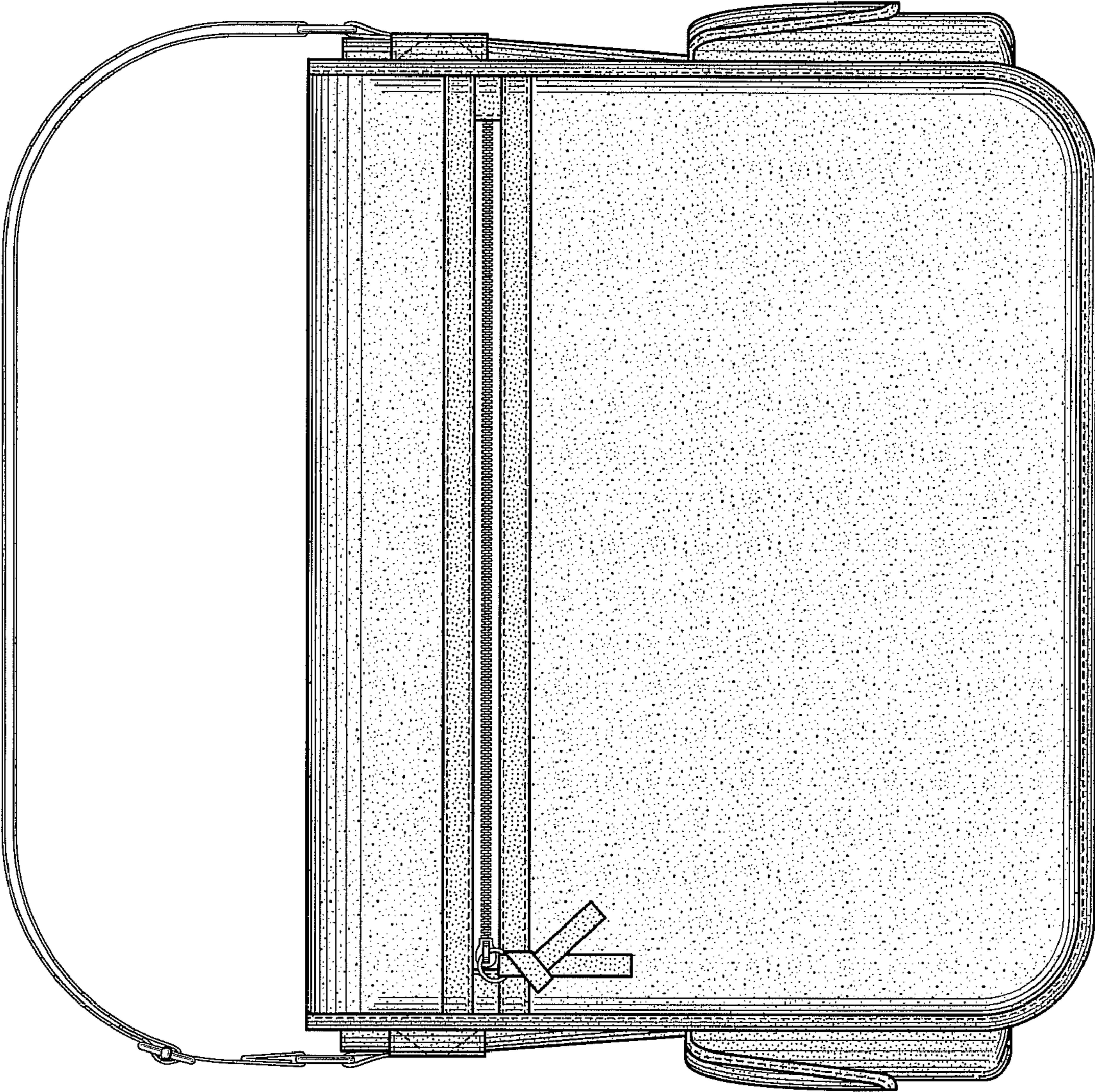


FIG. 5

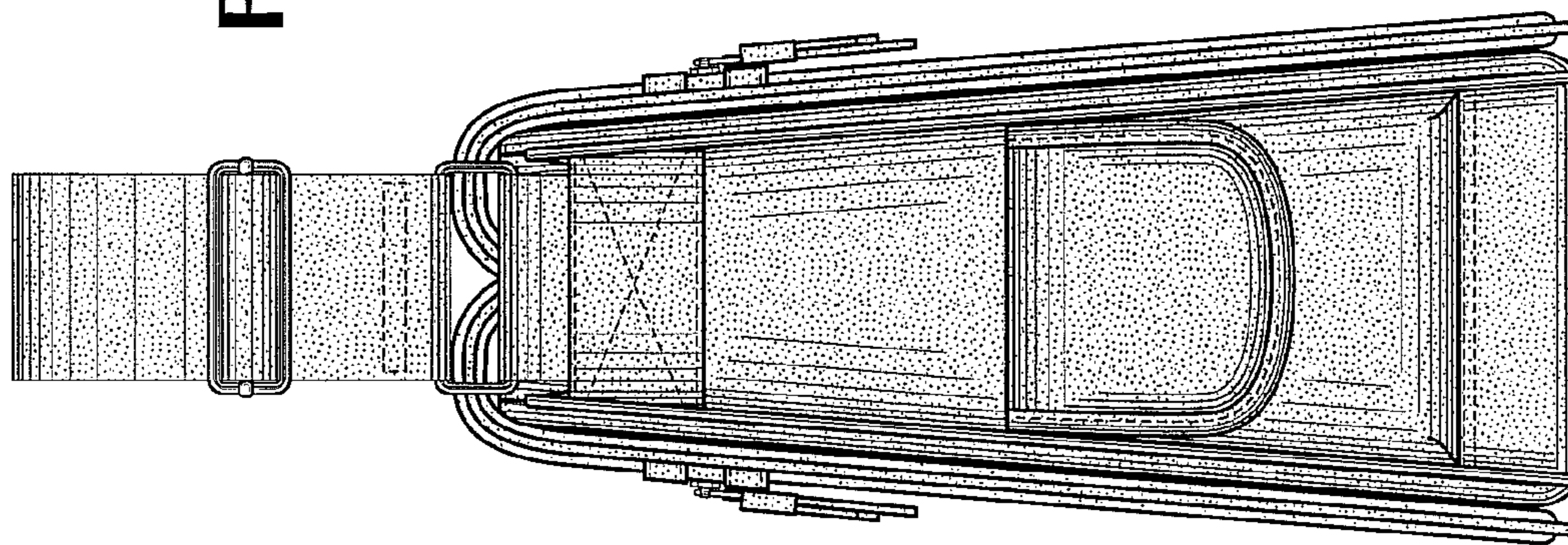


FIG. 3

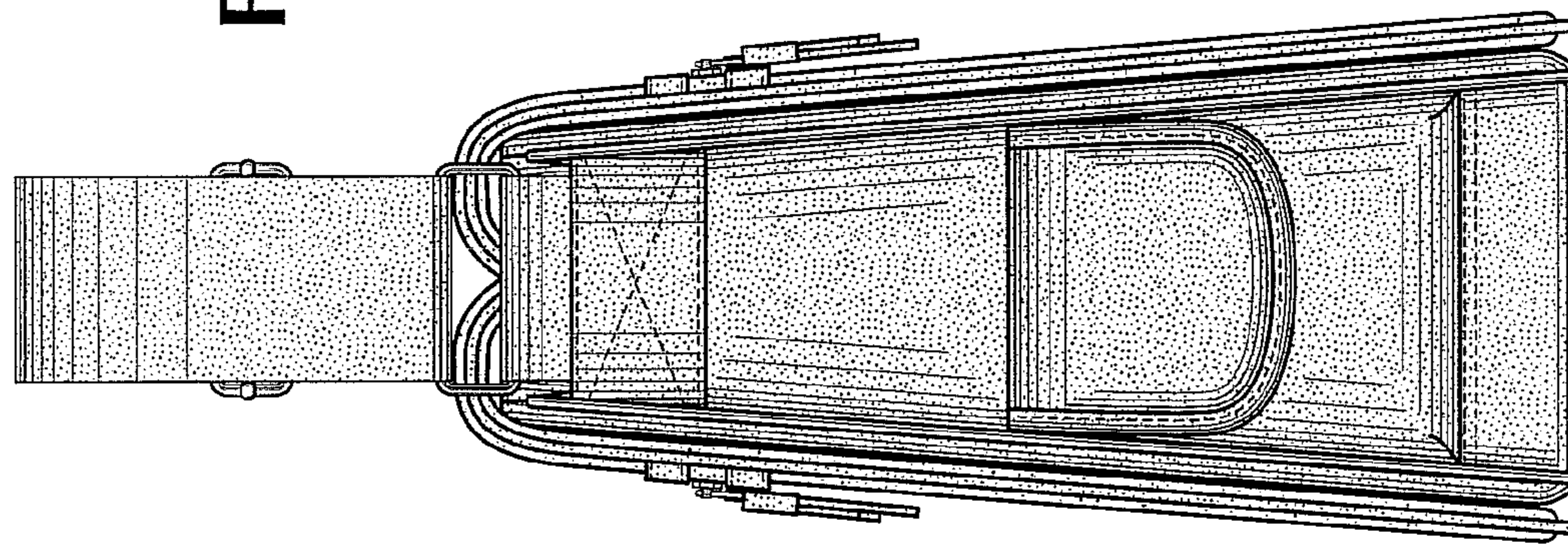


FIG. 4

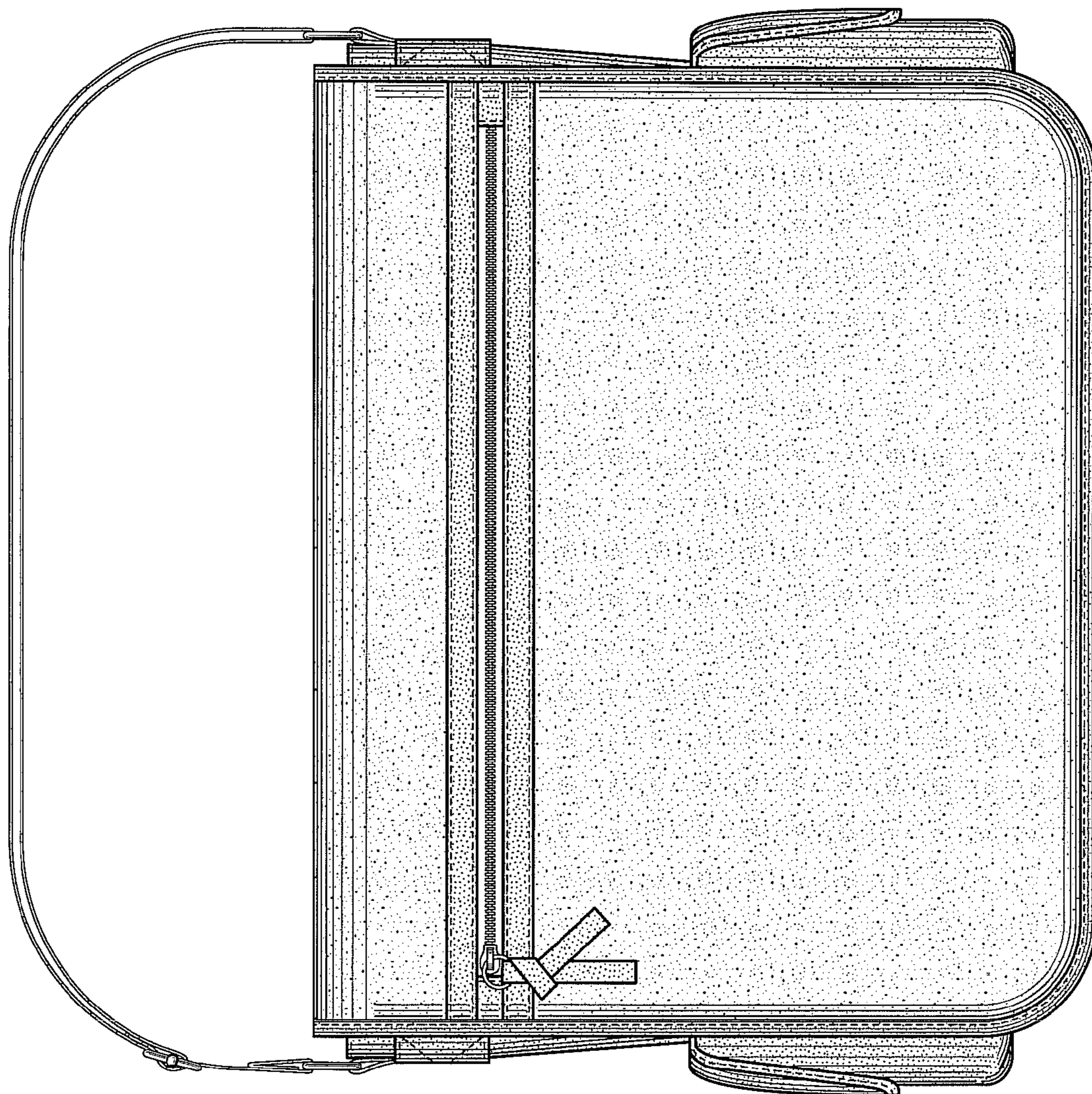


FIG. 6




FIG. 7

