



US00D586109S

(12) **United States Design Patent**
Andersen et al.

(10) **Patent No.:** **US D586,109 S**
(45) **Date of Patent:** **** Feb. 10, 2009**

(54) **PORTION OF A FOOTWEAR UPPER**

D539,024 S 3/2007 Belley et al.

(75) Inventors: **Deborah H. Andersen**, Prevost (CA);
Warren Malkin, St. Albans (GB);
Grant A. Urie, Shelburne, VT (US)

OTHER PUBLICATIONS

Merrel Spring 2008 Catalog, p. 77.

* cited by examiner

(73) Assignee: **Wolverine World Wide, Inc.**, Rockford, MI (US)

Primary Examiner—Dominic Simone
Assistant Examiner—Rashida C McCoy

(74) *Attorney, Agent, or Firm*—Warner Norcross & Judd LLP

(**) Term: **14 Years**

(21) Appl. No.: **29/293,072**

(57) **CLAIM**

(22) Filed: **Nov. 7, 2007**

The ornamental design for portion of a footwear upper, as shown and described.

(51) **LOC (9) Cl.** **02-99**

DESCRIPTION

(52) **U.S. Cl.** **D2/970**

FIG. 1 is a perspective view of the portion of a footwear upper embodying the new design;

(58) **Field of Classification Search** D2/897,

D2/901, 904, 909–912, 946, 970–978; 36/45,

36/50.1, 83, 113, 114, 127, 134, 136, 1.7 R,

36/47.3

FIG. 2 is an enlarged top plan view thereof;

FIG. 3 is enlarged right side view thereof;

See application file for complete search history.

FIG. 4 is enlarged left side view thereof;

FIG. 5 is a reduced front view thereof; and,

FIG. 6 is a reduced back view thereof.

(56) **References Cited**

U.S. PATENT DOCUMENTS

D64,104 S * 2/1924 Kezy D2/911

D106,649 S * 10/1937 Casey D2/911

D122,454 S * 9/1940 Asheim D2/911

D127,203 S * 5/1941 Hollier D2/911

D129,261 S * 9/1941 Justin D2/911

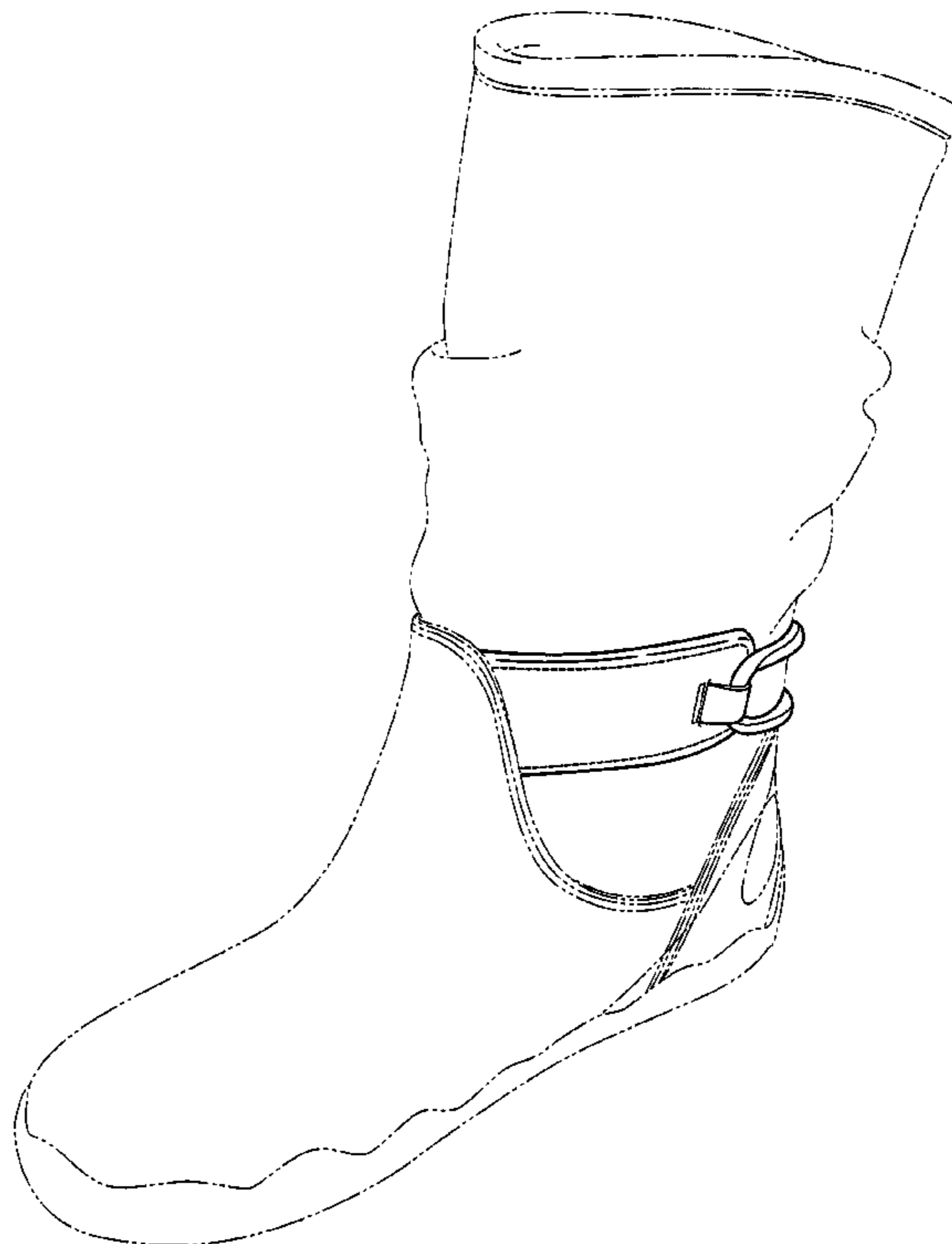
D133,632 S * 9/1942 Bingham, Jr. D2/911

D136,965 S * 1/1944 Wharton D2/911

D152,309 S * 1/1949 Williams D2/911

FIGS. 1-6 show features of an article of footwear in phantom lines. These features are shown for environmental purposes and do not form any part of the claimed design. Further, the phantom lines immediately adjacent the solid-line portions of the design form the boundary of the design, with the phantom lines forming no part of the claimed design.

1 Claim, 4 Drawing Sheets






Fig. 1

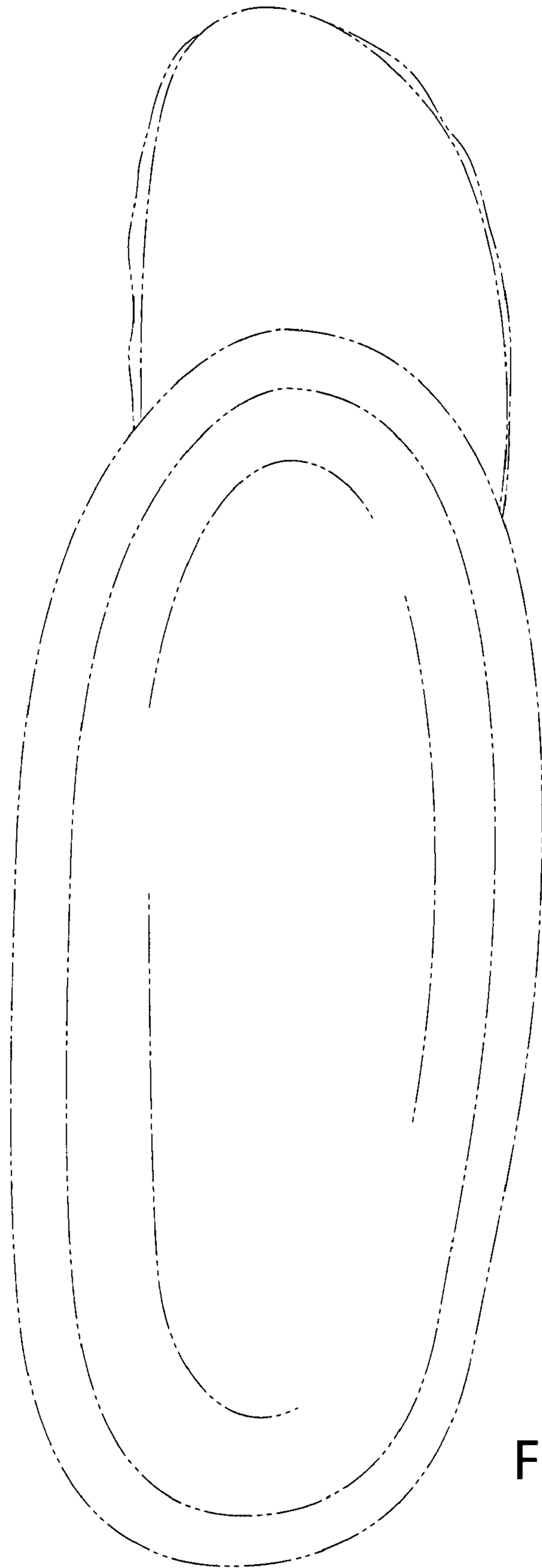


Fig. 2

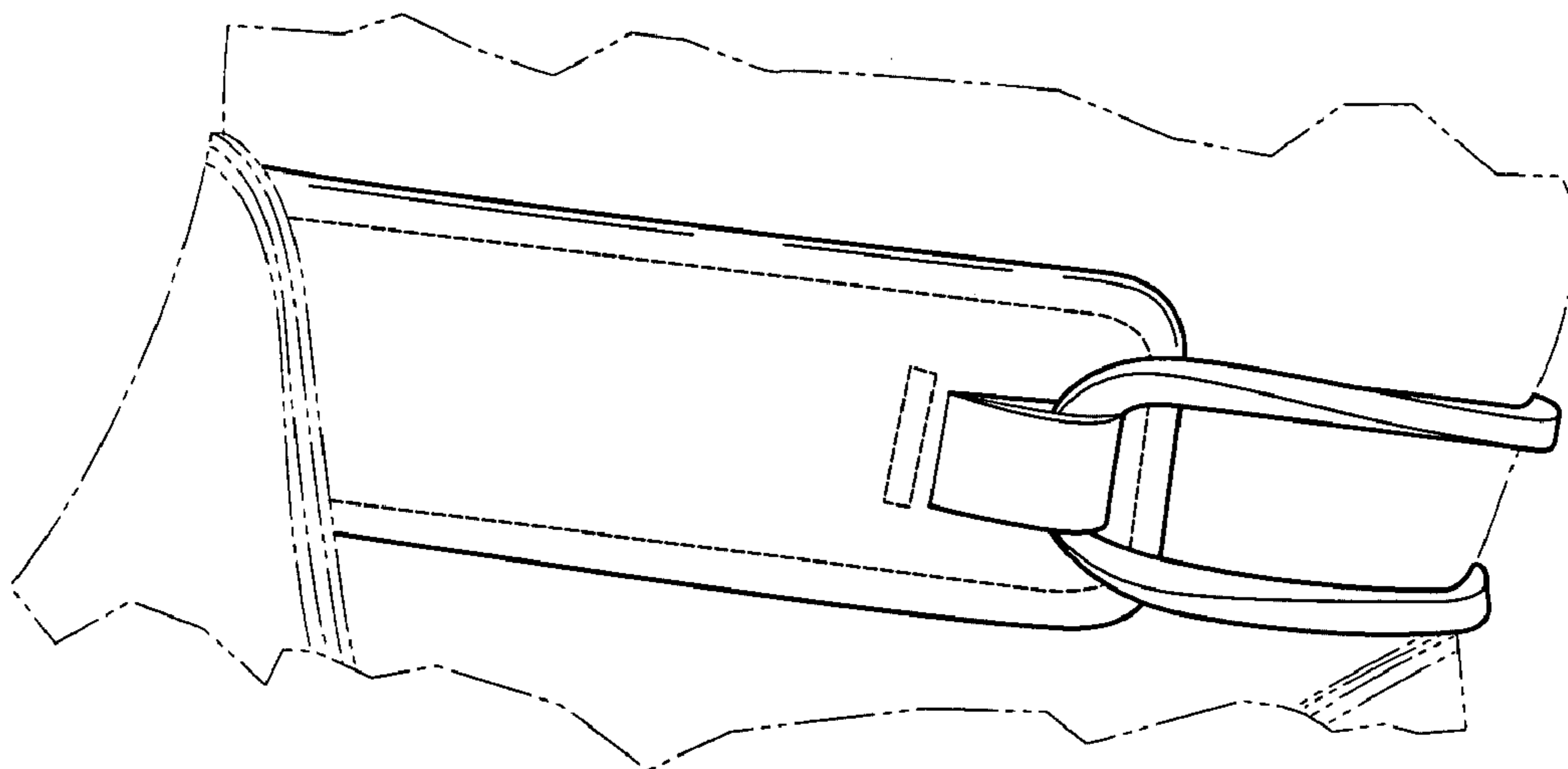


Fig. 3

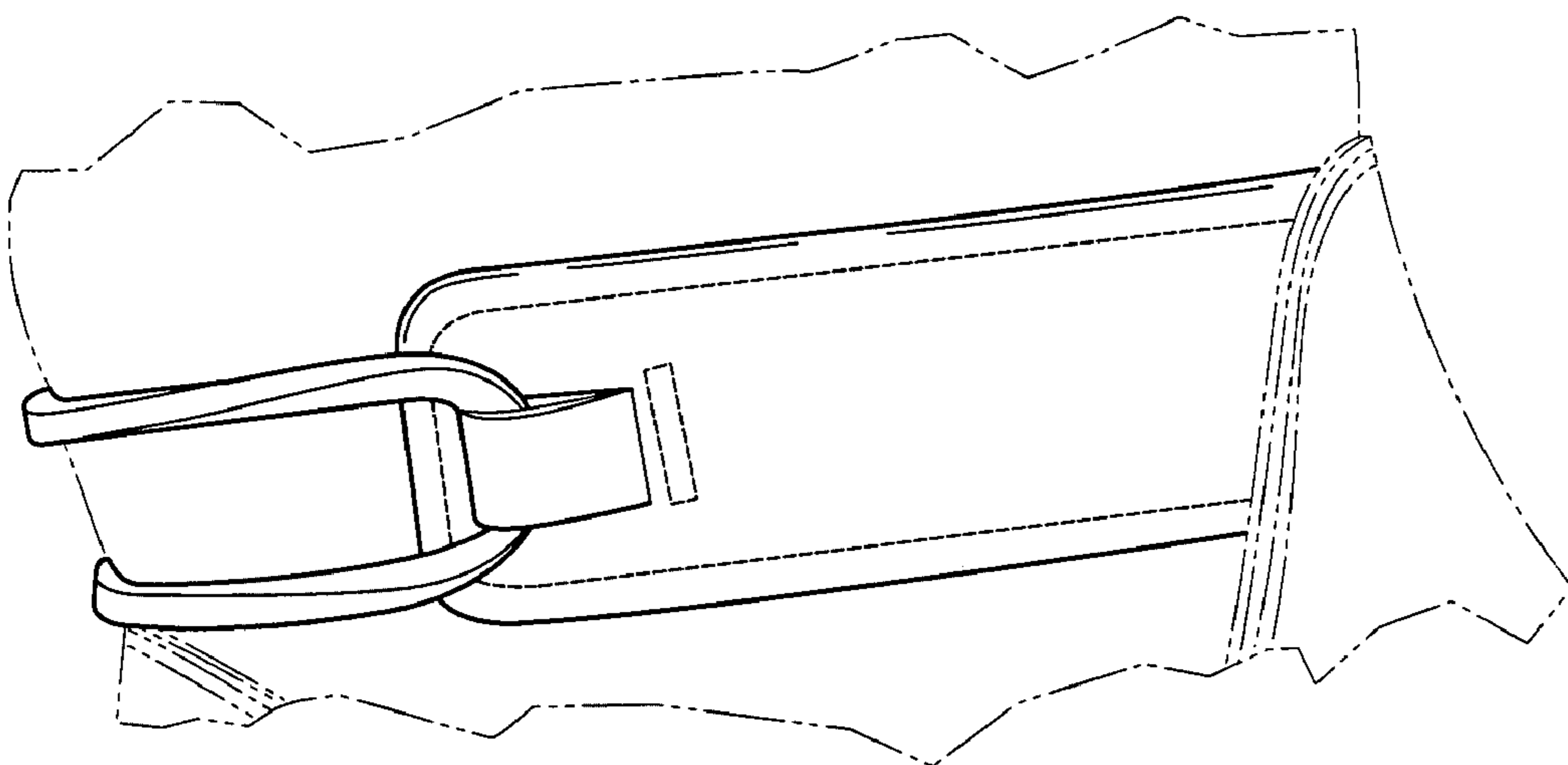


Fig. 4

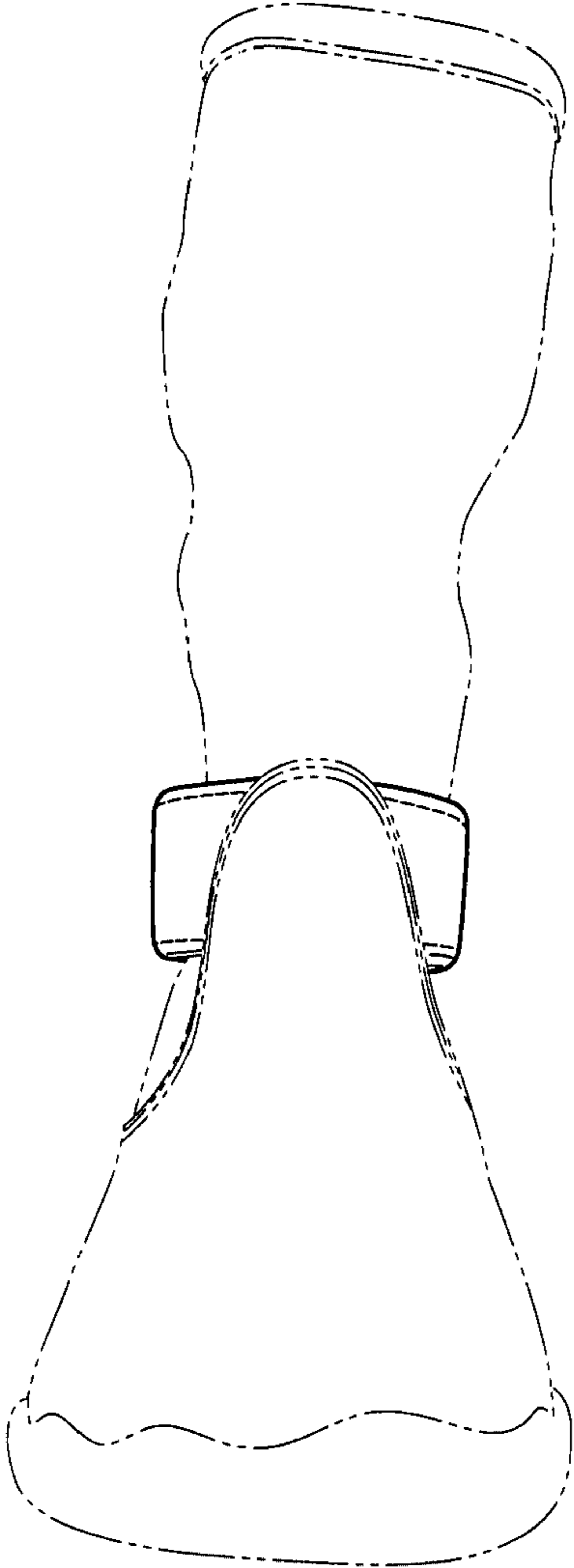


Fig. 5

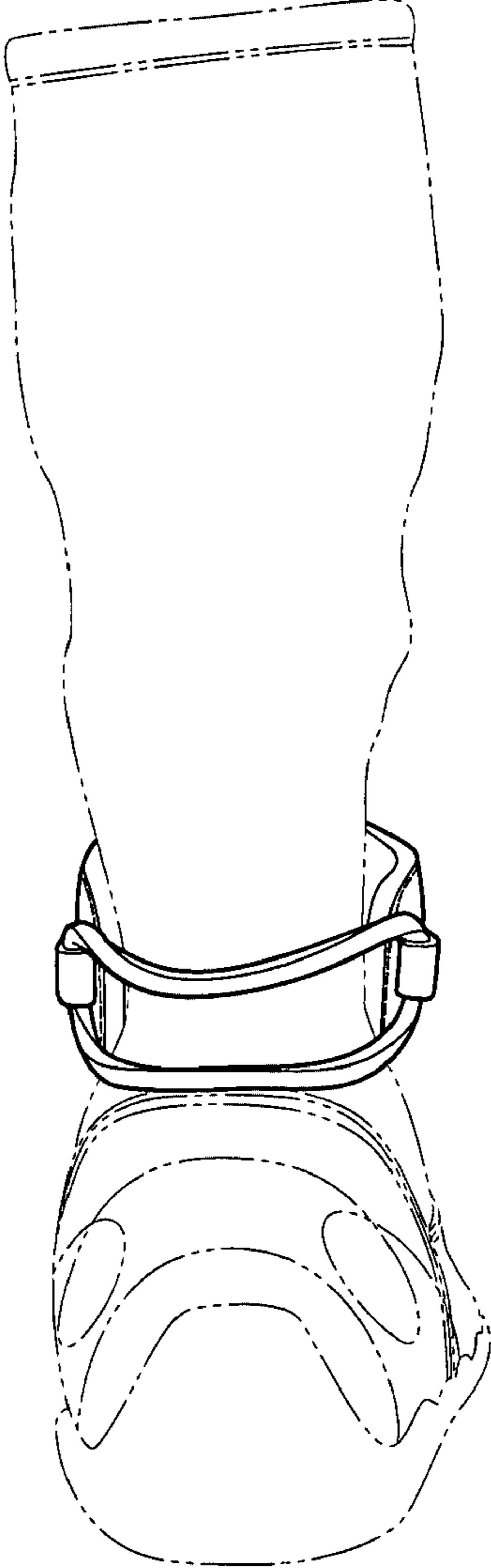


Fig. 6