



US00D586108S

(12) **United States Design Patent**
Belley et al.

(10) **Patent No.:** **US D586,108 S**
(45) **Date of Patent:** **** Feb. 10, 2009**

(54) **FOOTWEAR UPPER**

(75) Inventors: **Manon Belley**, Laval (CA); **Annamaria Furlanetto**, Montebelluna (IT); **Cristian Ardissono**, Venegazzu del Montello (IT)

(73) Assignee: **Wolverine World Wide, Inc.**, Rockford, MI (US)

(**) Term: **14 Years**

(21) Appl. No.: **29/293,139**

(22) Filed: **Nov. 7, 2007**

(51) **LOC (9) Cl.** **02-99**

(52) **U.S. Cl.** **D2/969**

(58) **Field of Classification Search** D2/896,
D2/902, 906-908, 943, 944, 969, 972-974,
D2/903, 923; 36/45, 50.1, 77 M, 77 R, 83,
36/88, 113, 114, 126-131

See application file for complete search history.

(56) **References Cited**

U.S. PATENT DOCUMENTS

- D153,256 S * 4/1949 Braga D2/923
- D248,511 S * 7/1978 Fukuoka D2/923
- D336,767 S * 6/1993 Hatfield et al. D2/969
- D447,328 S * 9/2001 Duclos D2/969
- D450,180 S * 11/2001 Matis et al. D2/969
- D458,442 S * 6/2002 Matis D2/969
- D487,621 S * 3/2004 Robbins D2/969
- D500,194 S * 12/2004 Matis D2/969
- D504,208 S * 4/2005 Matis et al. D2/969
- D514,793 S * 2/2006 Corbi Rico
- D516,791 S * 3/2006 Le D2/969

- D538,025 S 3/2007 Belley et al.
- D559,519 S * 1/2008 Belley et al. D2/969
- D563,656 S * 3/2008 Andersen et al. D2/969

OTHER PUBLICATIONS

Coleman Fall 2000 Catalog, pp. 8 and 9.
Merrell Fall 2005 Catalog, p. 53.
Merrell Mootopia.

* cited by examiner

Primary Examiner—Dominic Simone

(74) *Attorney, Agent, or Firm*—Warner Norcross & Judd LLP

(57) **CLAIM**

The ornamental design for footwear upper, as shown and described.

DESCRIPTION

FIG. 1 is a perspective view of the footwear upper embodying the new design;

FIG. 2 is a top view thereof;

FIG. 3 is a right side view thereof;

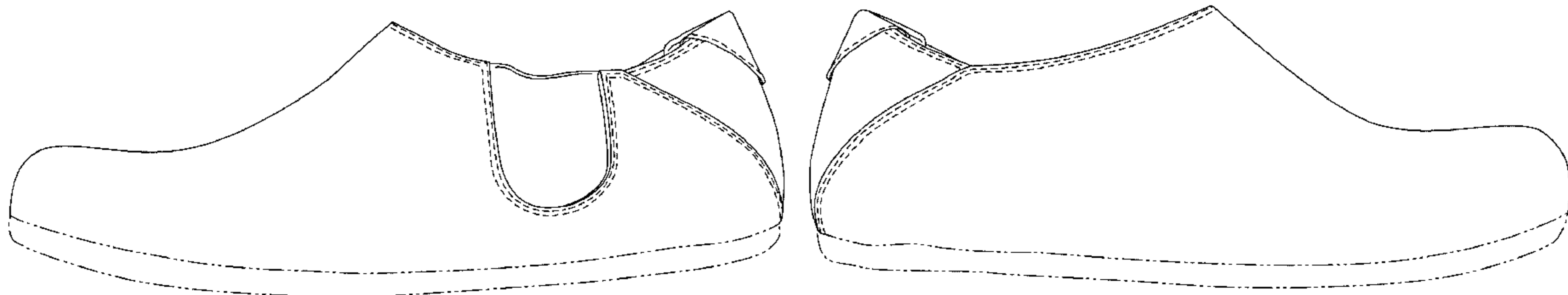
FIG. 4 is a left side view thereof;

FIG. 5 is a front view thereof; and,

FIG. 6 is a rear view thereof.

FIGS. 1-6 show features of an article of footwear in phantom lines. These features are shown for environmental purposes and do not form any part of the claimed design. Further, the phantom lines immediately adjacent the solid-line portions of the design form the boundary of the design, with the phantom lines forming no part of the claimed design.

1 Claim, 4 Drawing Sheets



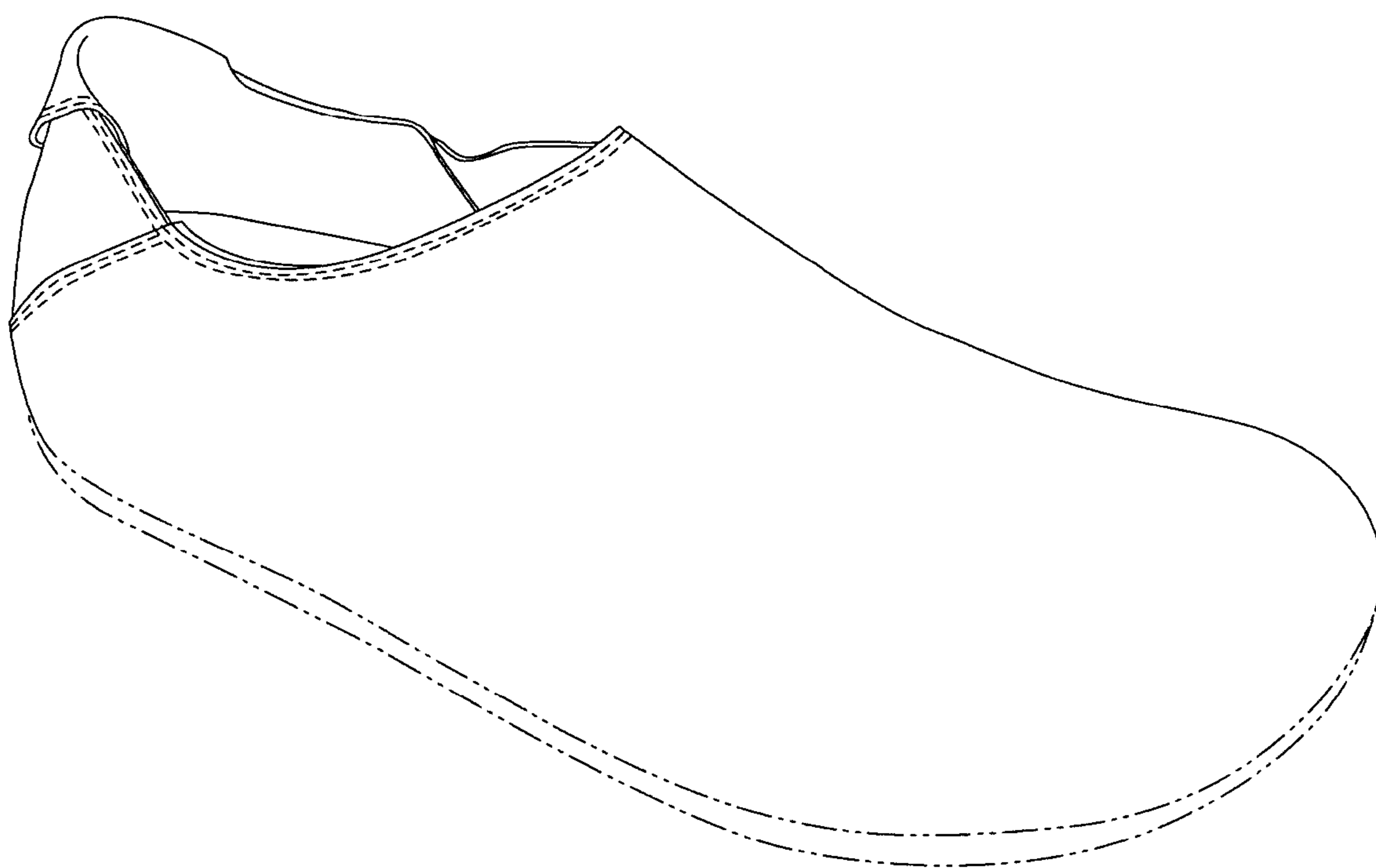


Fig. 1

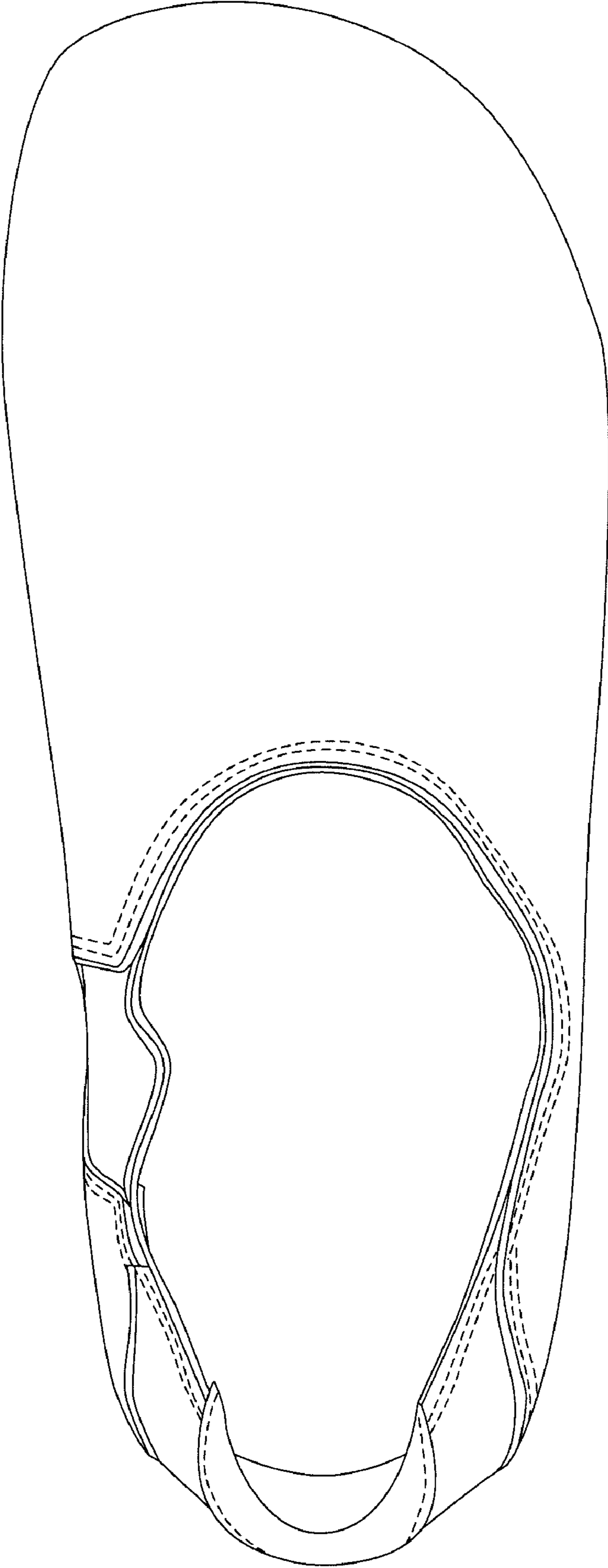


Fig. 2

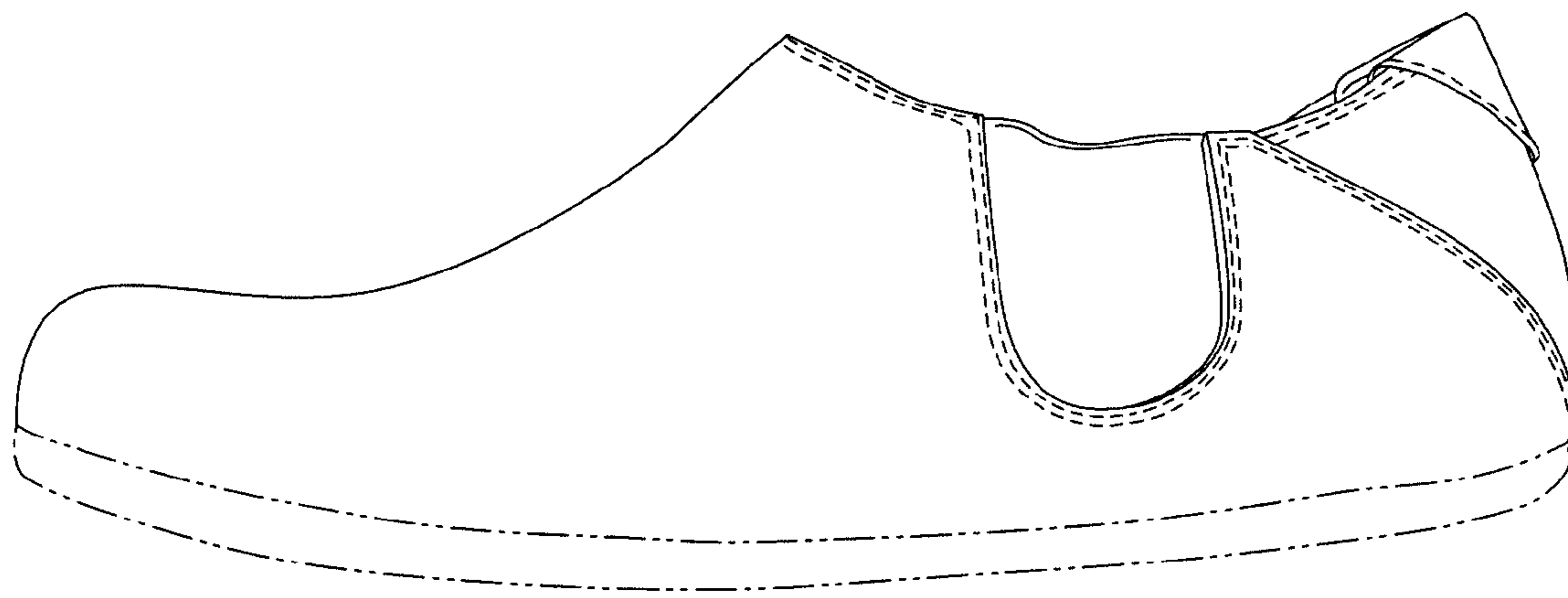


Fig. 3

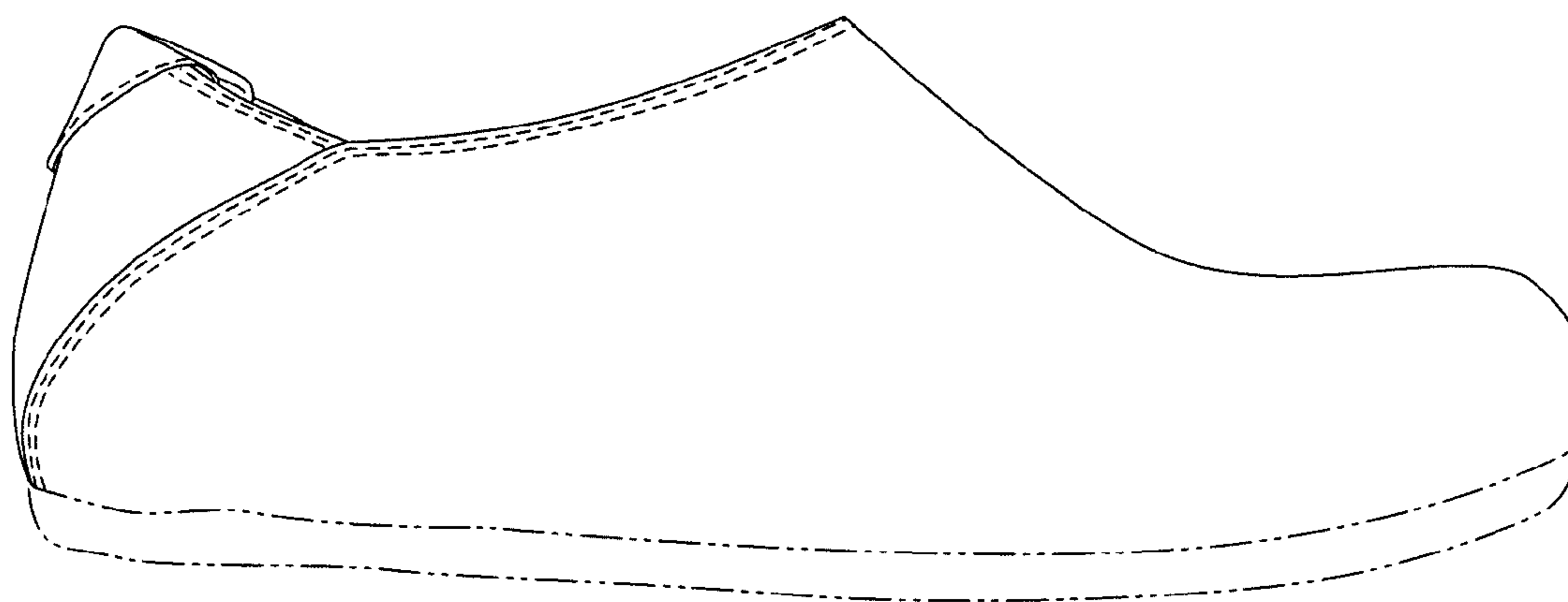


Fig. 4

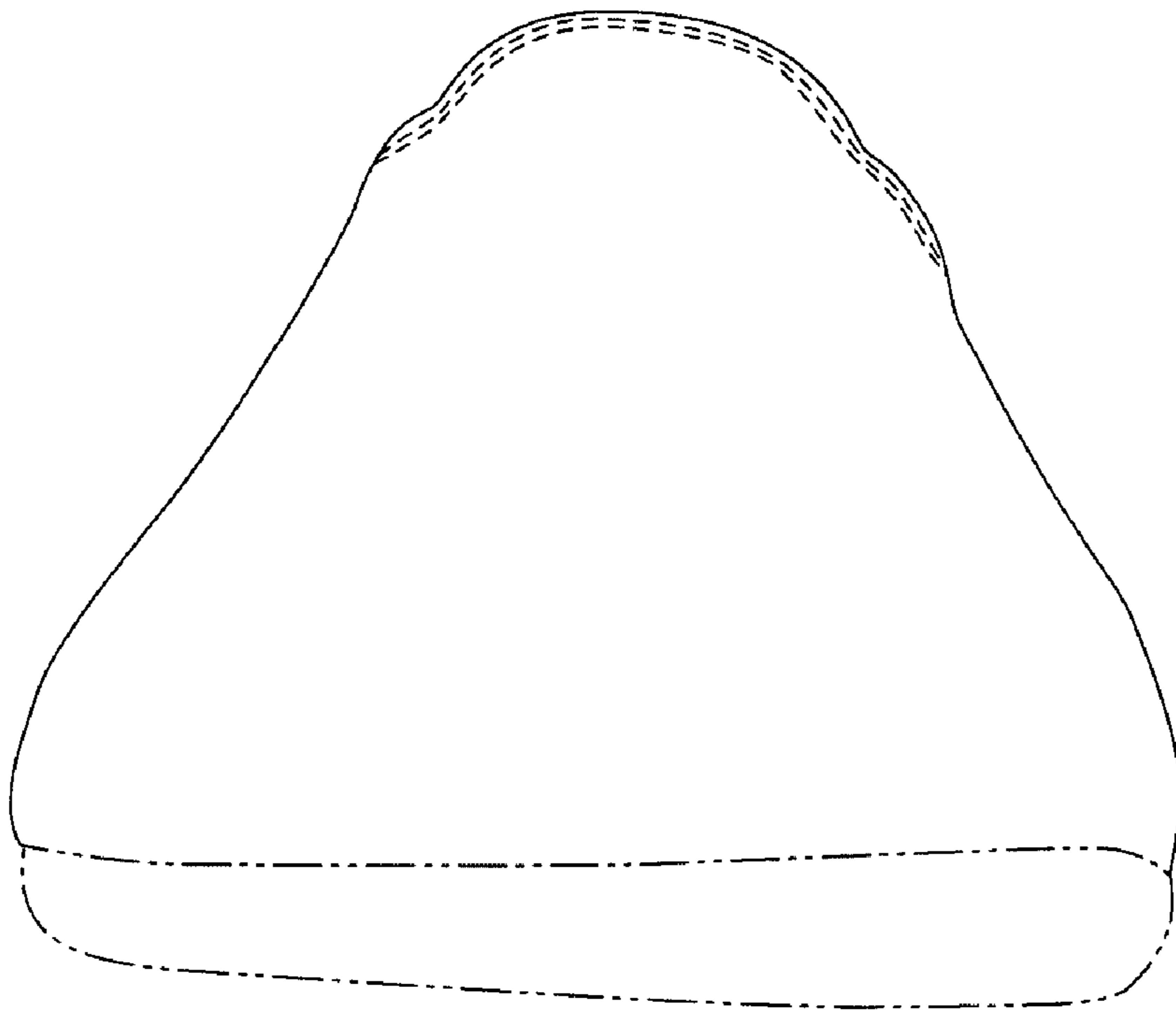


Fig. 5

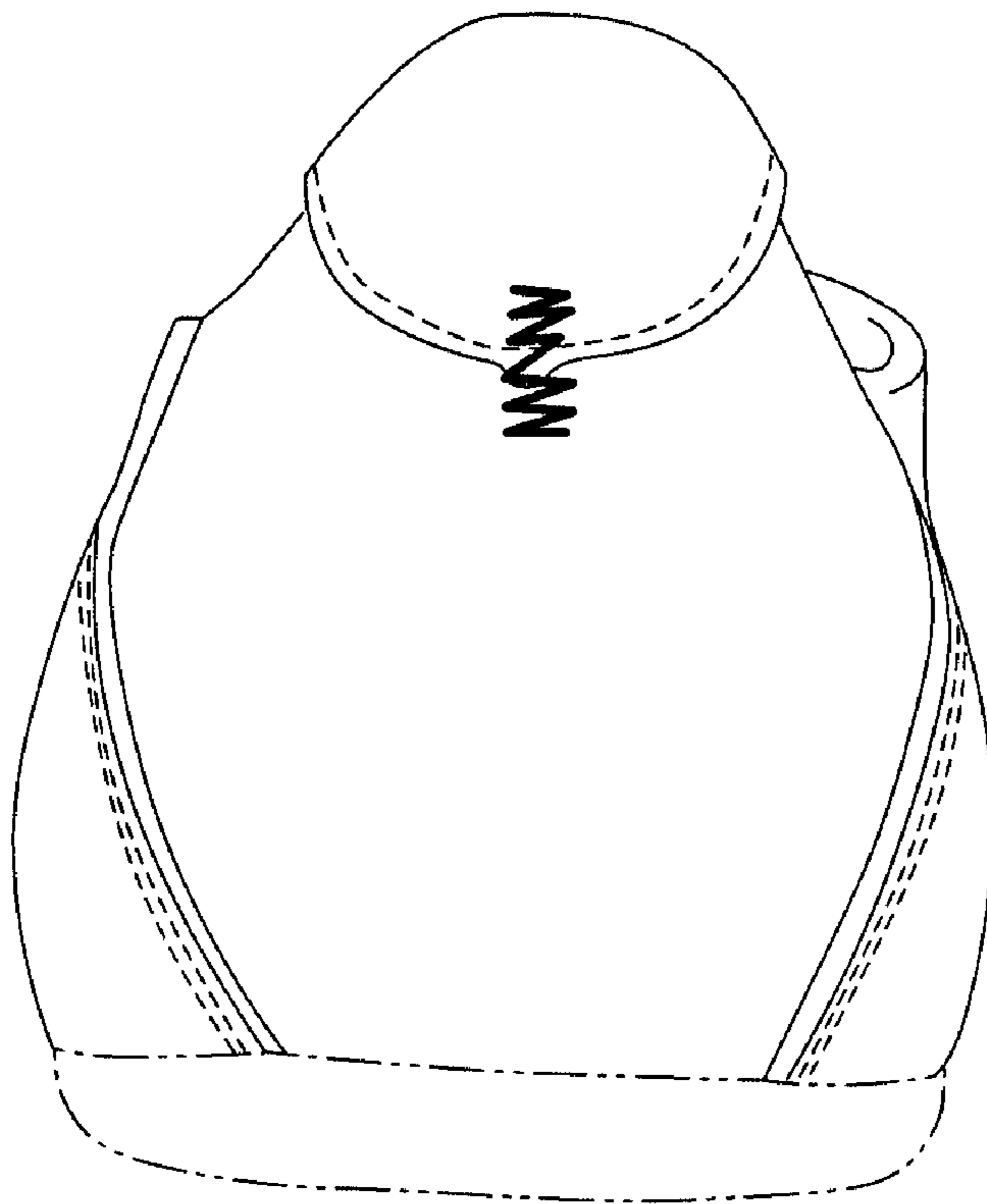


Fig. 6