



US00D586107S

(12) **United States Design Patent**  
**Belley et al.**

(10) **Patent No.:** **US D586,107 S**  
(45) **Date of Patent:** **\*\* Feb. 10, 2009**

(54) **FOOTWEAR UPPER**

D547,040 S 7/2007 Belley et al.  
D566,944 S \* 4/2008 Belley et al. .... D2/969  
D574,596 S \* 8/2008 Belley et al. .... D2/969

(75) Inventors: **Manon Belley**, Laval (CA); **Martin W. F. Dean**, St. Albans (GB)

(73) Assignee: **Wolverine World Wide, Inc.**, Rockford, MI (US)

(\*\*) Term: **14 Years**

(21) Appl. No.: **29/293,130**

(22) Filed: **Nov. 7, 2007**

(51) **LOC (9) Cl.** ..... **02-99**

(52) **U.S. Cl.** ..... **D2/969**

(58) **Field of Classification Search** ..... D2/896,  
D2/902, 906–908, 943, 944, 969, 972–974;  
36/45, 50.1, 77 M, 77 R, 83, 88, 113, 114,  
36/126–131

See application file for complete search history.

(56) **References Cited**

**U.S. PATENT DOCUMENTS**

D424,795 S	5/2000	Matis	
D424,796 S *	5/2000	Matis	D2/969
D435,959 S *	1/2001	Akhidime	D2/969
D446,385 S *	8/2001	MacLeod	D2/969
D447,328 S *	9/2001	Duclos	D2/969
D487,621 S *	3/2004	Robbins	D2/969
D500,194 S *	12/2004	Matis	D2/969
D500,404 S *	1/2005	Robbins	D2/969
D504,011 S	4/2005	Robbins et al.	
D513,360 S	1/2006	Robbins et al.	
D514,785 S	2/2006	Schoenborn et al.	
D545,540 S *	7/2007	Matis	D2/969
D545,541 S *	7/2007	Belley et al.	D2/969
D545,544 S *	7/2007	Matis et al.	D2/969
D546,534 S *	7/2007	Belley et al.	D2/969

**OTHER PUBLICATIONS**

Hush Puppies Men's Spring 2008 Catalog, pp. 13 and 14.  
Merrell Spring 2006 Catalog, pp. 54, 55, and 58.  
Merrell Fall 2003 Catalog, pp. 23 and 24.  
Coleman Fall 2000 Catalog, pp. 8 and 9.  
Hush Puppies Women's Fall 1999 Catalog, pp. 3, 4 and 5.  
Hush Puppies Men's Spring 2008 Catalog, pp. 18, 20 and 21.

\* cited by examiner

*Primary Examiner*—Dominic Simone

(74) *Attorney, Agent, or Firm*—Warner Norcross & Judd LLP

(57) **CLAIM**

The ornamental design for footwear upper, as shown and described.

**DESCRIPTION**

FIG. 1 is a perspective view of the footwear upper embodying the new design;

FIG. 2 is a top view thereof;

FIG. 3 is a right side view thereof;

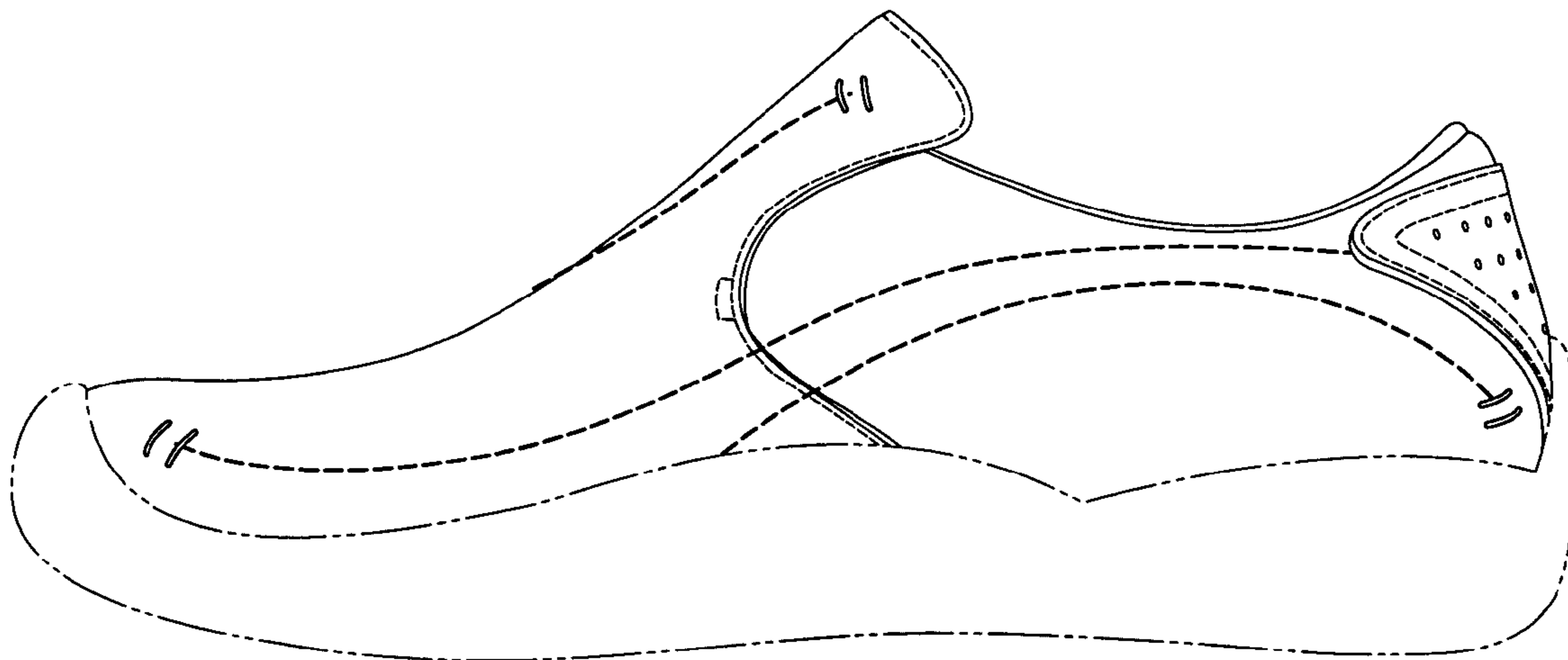
FIG. 4 is a left side view thereof;

FIG. 5 is a front view thereof; and,

FIG. 6 is a rear view thereof.

FIGS. 1–6 show features of an article of footwear in phantom lines. These features are shown for environmental purposes and do not form any part of the claimed design. Further, the phantom lines immediately adjacent the solid-line portions of the design form the boundary of the design, with the phantom lines forming no part of the claimed design.

**1 Claim, 4 Drawing Sheets**



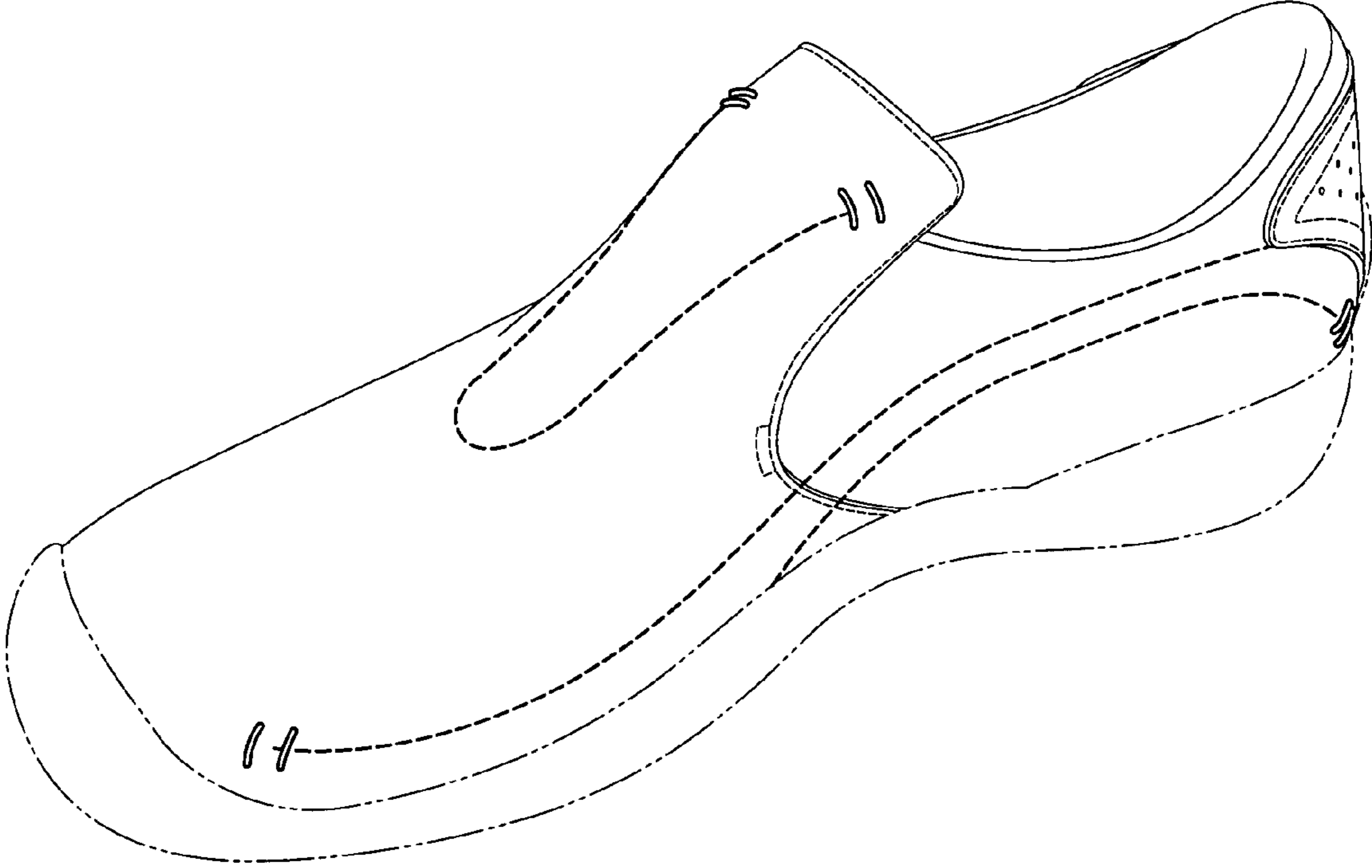


Fig. 1

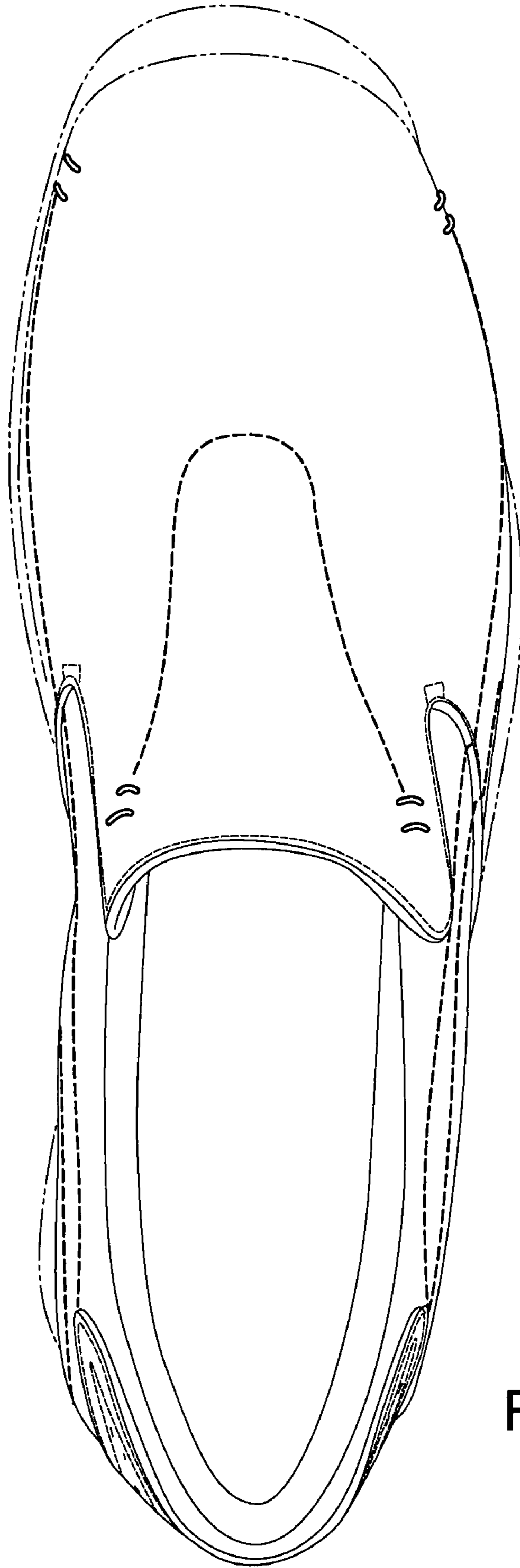


Fig. 2

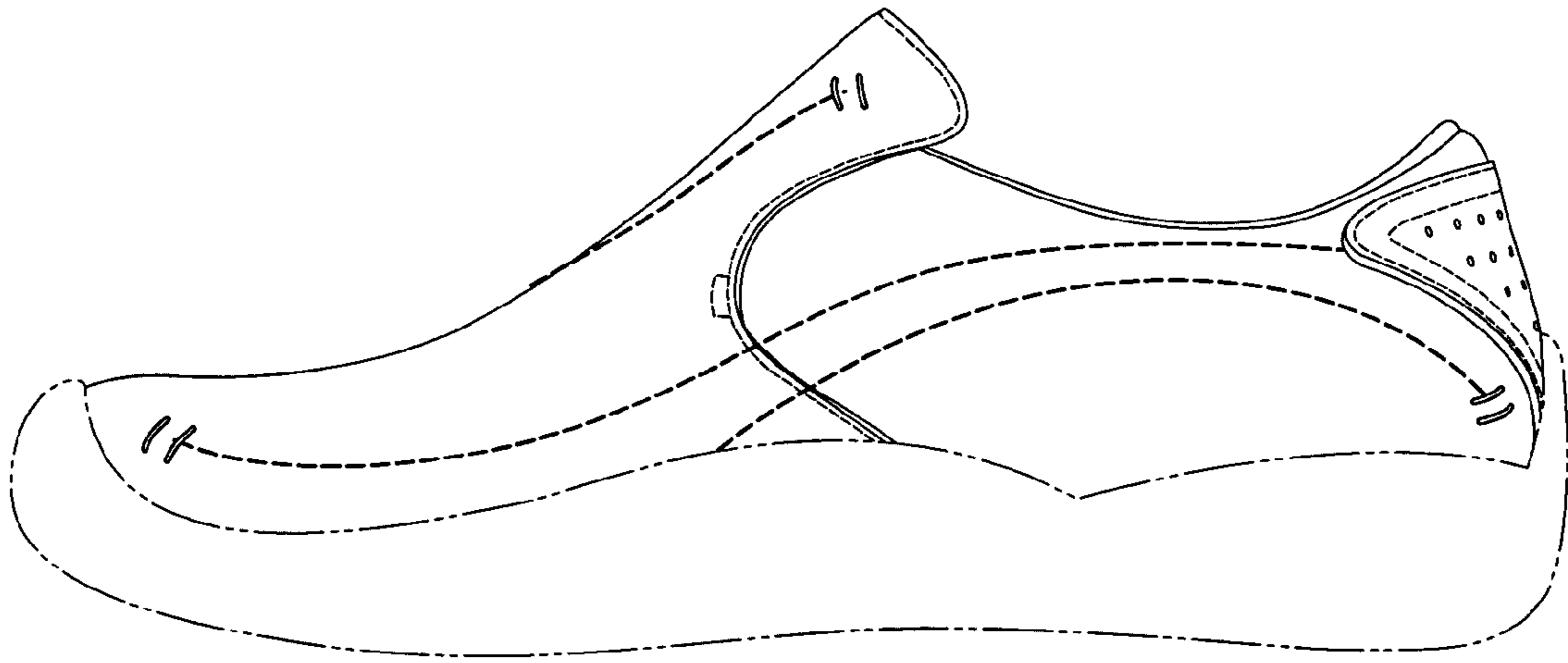


Fig. 3

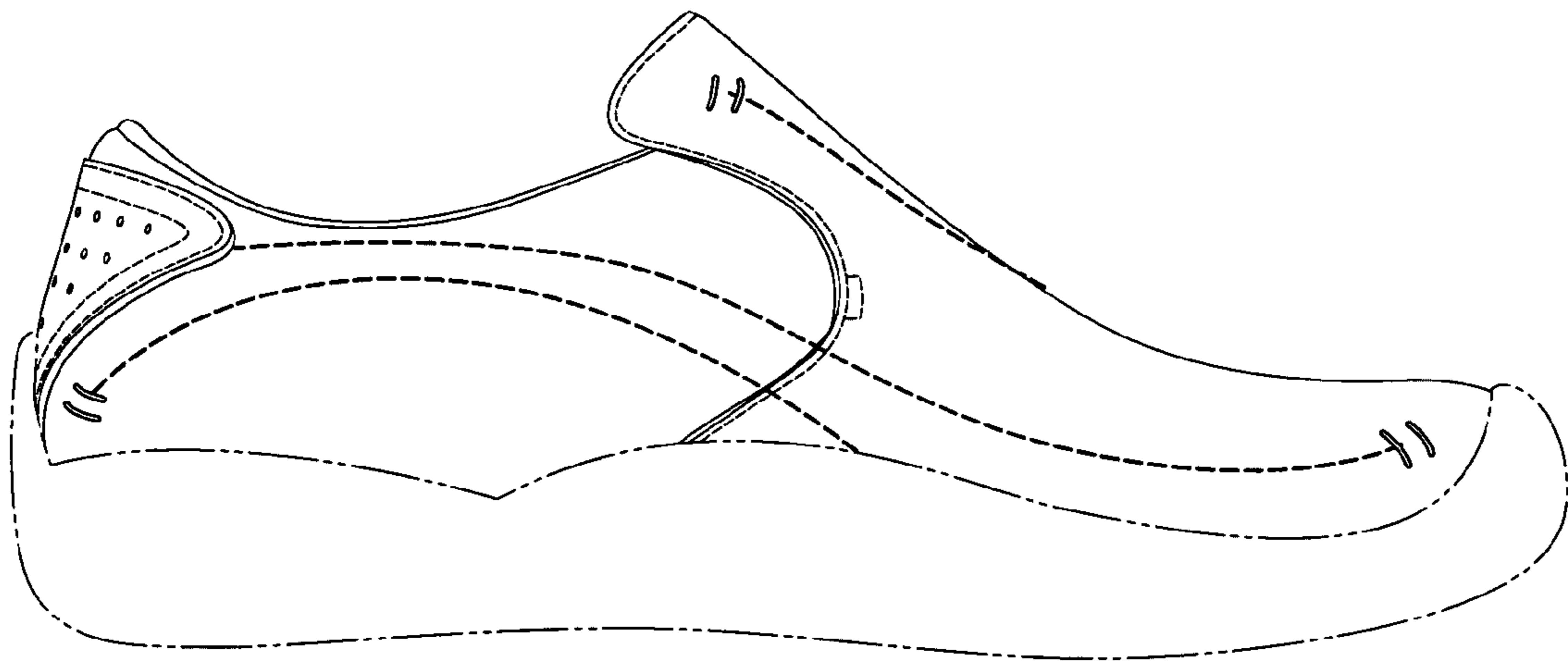


Fig. 4

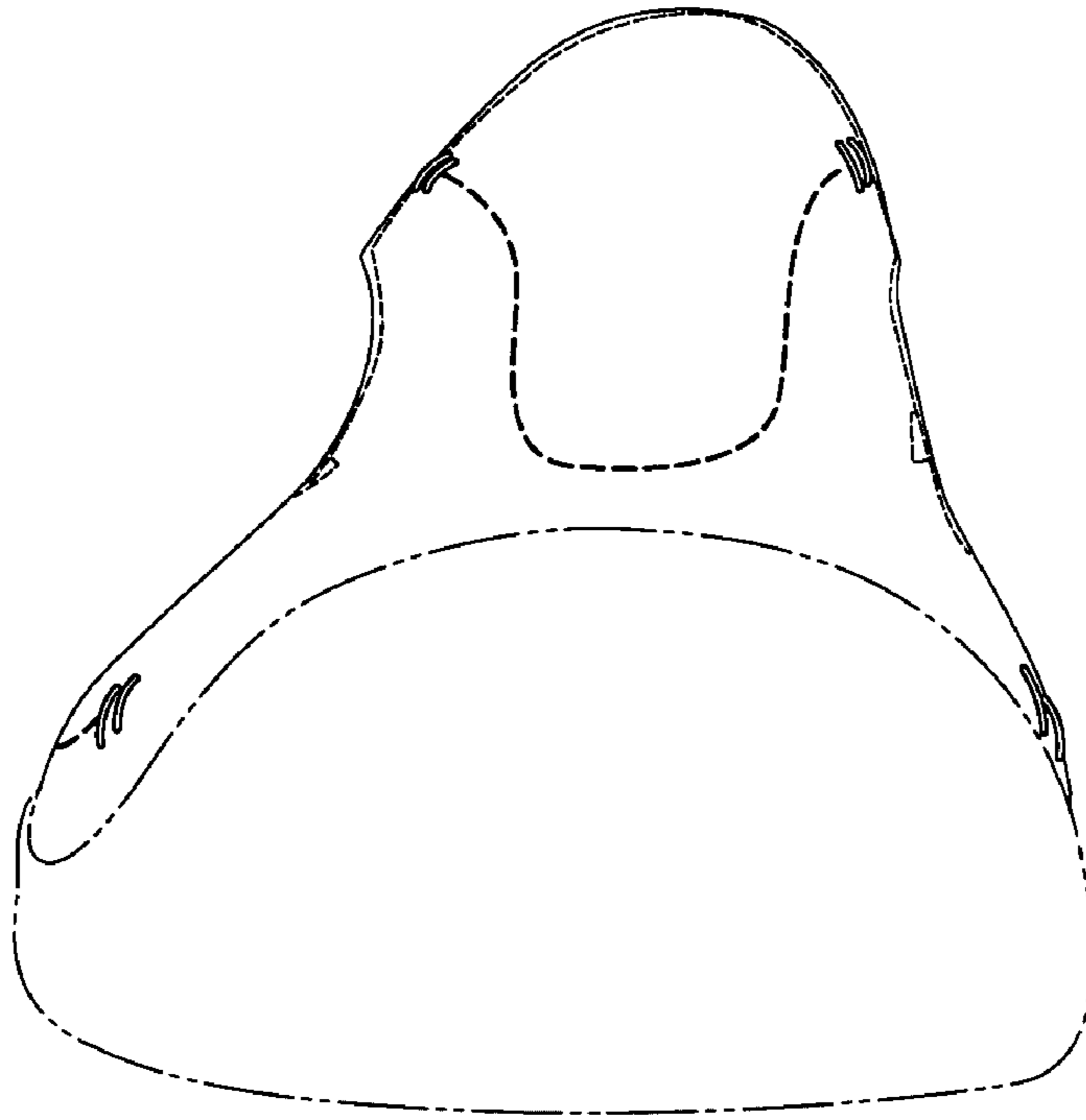


Fig. 5

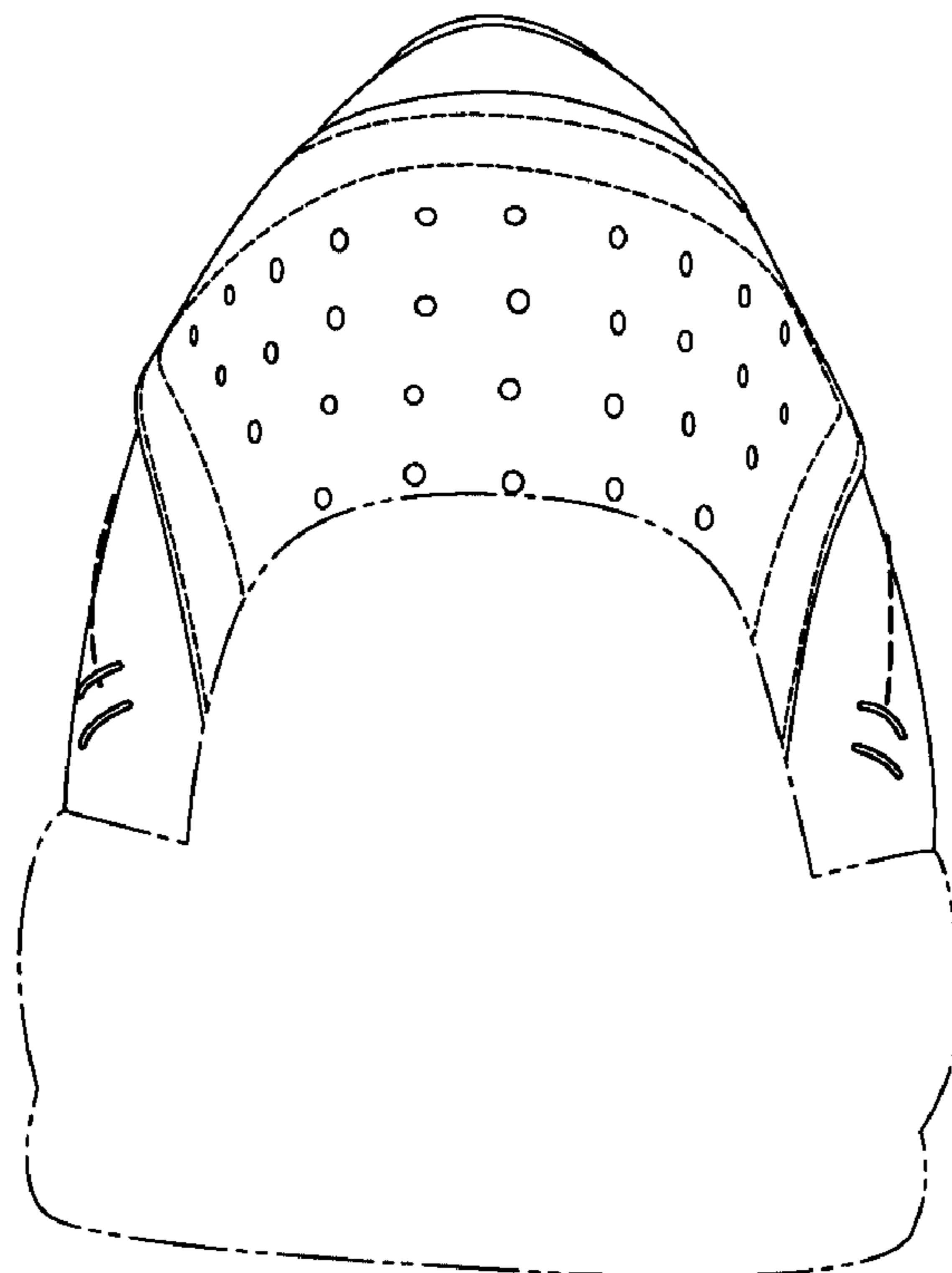


Fig. 6